

# Knowledge, Attitudes and Perceptions on Trafficking in Persons and Smuggling of Migrants in Nigeria

- A Baseline Survey



This project is funded by the European Union

This publication may be reproduced in whole or part and in any form for educational and non-profit purposes without special permission from the copyright holder, provided acknowledgement of the source is made. UNODC would appreciate receiving a copy of any publication that uses this publication as a source.

#### DISCLAIMERS

This study has been carried out on behalf of the United Nations Office on Drugs and Crime (UNODC), the National Agency for Prohibition of Traffic in Persons and Other Related Matters (NAPTIP), and the Nigeria Immigration Service (NIS) and financed under the European Union funded project “Promoting Better Management of Migration in Nigeria by Combating and Reducing Irregular Migration that occurs, inter alia, through Trafficking in Persons (TIP) and Smuggling of Migrants (SOM)”.

The views expressed in the present publication are those of the research team and do not necessarily reflect the views NAPTIP, NIS, UNODC, the Secretariat of the United Nations or the European Union. The designations employed and the presentation of the material in this publication do not imply the expression of any opinion whatsoever on the part of the Secretariat of the United Nations concerning the legal status of any country, territory, city or area or its authorities, or concerning the delimitation of its frontiers or boundaries.

This publication has not been formally edited.

## ACKNOWLEDGEMENTS

This report has been prepared under the framework of the EU/UNODC project “Promoting Better Management of Migration in Nigeria by Combating and Reducing Irregular Migration that occurs, inter alia, through Trafficking in Persons (TIP) and Smuggling of Migrants (SOM)” - NGA X41.

We wish to acknowledge the immense efforts of the consultants, Mrs. Queeneth Tawo and Mr. Chukwuemeka Okereafor, in planning, facilitating and conducting the field research, data analysis and preparation of the draft report.

We further wish to express appreciation to the staff of the National Agency for Prohibition of Traffic in Persons and Other Related Matters (NAPTIP) that participated in the field work, particularly our thanks goes to Mr. Godwin Morka, Mrs. Ebele Ulasi, Mr. Benjamin Eneanya, Mrs. Clara Okoye, Mr. Desmond Garba, Mr. Aliyu Onuwoji, Mr. Hyacinth Okafor and Ms. Pheobe Akko. In addition, we wish to recognize the support, commitment and cooperation of the Heads of the NAPTIP zonal offices.

UNODC staff that contributed to this report under the lead of Ms. Mumbi Njau include, Ms. Anne Ikpeme, Ms. Queen Kanu, Mr. Orimisan Akinagbe and Ms. Sa’adetu Yahaya

Finally, this study would not have been possible without the generous support of the European Union.

Abuja, July 2012

Mariam Sissoko  
Representative,  
UNODC, Country Office Nigeria

Beatrice Jedy-Agba  
Executive Secretary  
NAPTIP

## **TABLE OF CONTENT**

### **1.0. SECTION ONE: EXECUTIVE SUMMARY**

#### **1.1. INTRODUCTION**

#### **1.2. BACKGROUND**

##### **1.2.1. Purpose of the Study**

#### **1.3. Research Design & Methodology**

##### **1.3.1. Methodology**

##### **1.3.2. Data Collection and Analysis**

##### **1.3.3. Strengths and limitations of Data**

### **SECTION 2: GENERAL OVERVIEW AND PROFILE OF PROJECT STATES**

#### **2.2. Demographic Distribution of Respondents**

### **SECTION THREE: KEY SURVEY FINDINGS**

#### **3.1. General knowledge and understanding of TIP and SOM**

#### **3.2. Knowledge and understanding of NAPTIP**

#### **3.3. TIP and SOM awareness and sources of information**

#### **3.4. Attitudes and perceptions on TIP and SOM**

#### **3.5. Victim assistance, protection and prevention**

#### **3.6. Law enforcement/policy and legislation on TIP and SOM**

### **SECTION FOUR: MEDIA MESSAGE AND CONTENT ANALYSIS**

### **SECTION FIVE: FOCUS GROUP DISCUSSIONS (FGDs)**

### **SECTION SIX: KEY FINDINGS AND CONCLUSION**

#### **List of Tables**

*Table 1: Gender distribution of respondents' by location*

*Table 2: Age range of respondents*

*Table 3: Organizational profile of respondents*

*Table 4: knowledge and understanding of NAPTIP and its activities*

*Table 5: Respondents rating of most effective channel for obtaining information on TIP and SOM*

*Table 6: Attitudes and perceptions on TIP and SOM*

*Table 7: Law Enforcement Policy/Legislation on TIP and SOM*

*Table 8: Media reports on TIP/SOM*

*Table 9: Type and number of FGD participants across locations*

## ACRONYMS

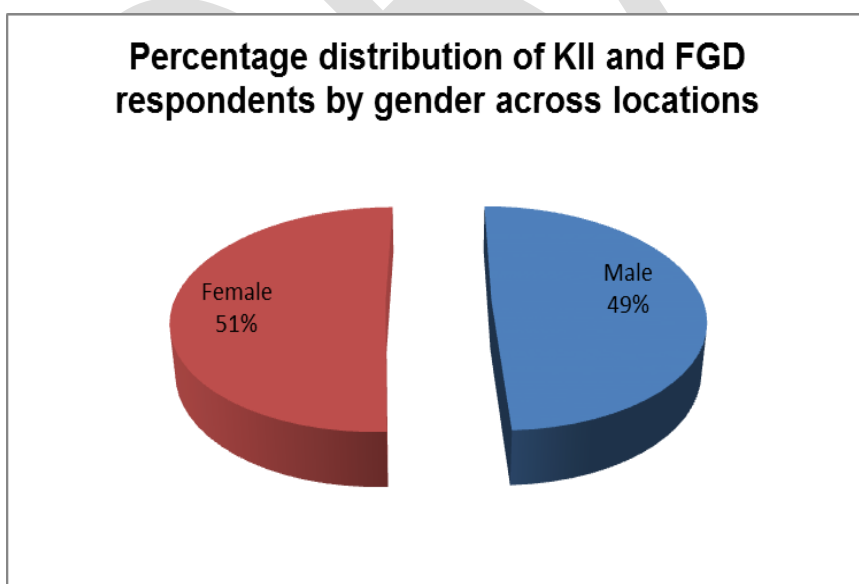
<b>AGGS</b>	Anglican Girls Grammar School
<b>AIDS</b>	Acquired Immunodeficiency Syndrome
<b>CBOs</b>	Community Based Organisations
<b>CDS</b>	Community Development Service
<b>CSOs</b>	Civil Society Organisations
<b>DSS</b>	Department of State Security
<b>FBOs</b>	Faith Based Organisations
<b>FCT</b>	Federal Capital Territory
<b>FGDs</b>	Focus Group Discussions
<b>FIDA</b>	International Federation of Women Lawyers
<b>GSM</b>	Global System for Mobile Communication
<b>HIV</b>	Human Immunodeficiency Virus
<b>HND</b>	Higher National Diploma
<b>IEC</b>	Information Education Communication
<b>IOM</b>	International Organization for Migration
<b>IPC</b>	Interpersonal Communication
<b>KIs</b>	Key Informant Interviews
<b>LGA</b>	Local Government Area
<b>MDGs</b>	Millennium Development Goals
<b>MWA</b>	Ministry of Women Affairs
<b>NACTAL</b>	Network of CSOs against Child Trafficking, Abuse and Labour
<b>NAPTIP</b>	National Agency for the Prohibition of Traffic in Persons and Other Related Matters
<b>NBA</b>	Nigerian Bar Association
<b>NCE</b>	National Certificate of Education
<b>NCFR</b>	National Commission for Refugees
<b>NGO</b>	Non-Governmental Organisation
<b>NIS</b>	Nigeria Immigration Service
<b>NPF</b>	Nigeria Police Force
<b>NPM</b>	National Policy on Migration
<b>NUJ</b>	Nigerian Union of Journalists
<b>NURTW</b>	National Union of Road Transport Workers
<b>NYSC</b>	National Youth Service Corps
<b>OND</b>	Ordinary National Diploma
<b>SOM</b>	Smuggling of Migrants
<b>SS</b>	Senior Secondary
<b>SSS</b>	Senior Secondary School
<b>STDs</b>	Sexually Transmitted Diseases
<b>TIP</b>	Trafficking in Persons
<b>TOT</b>	Training of Trainers
<b>UN</b>	United Nations
<b>UNDAF</b>	United Nations Development Assistance Framework
<b>UNICRI</b>	United Nations Interregional Crime and Justice Research Institute
<b>UNODC</b>	United Nations Office on Drugs and Crime
<b>WOTCLEF</b>	Women Trafficking and Child Labour Eradication Foundation

## 1.0. SECTION ONE: EXECUTIVE SUMMARY

The United Nations Office on Drugs and Crime (UNODC), is partnering with the National Agency for the Prohibition of Traffic in Persons and Other Related Matters (NAPTIP) in implementing a four-year European Union funded project titled, “Promoting Better Management of Migration in Nigeria,” in collaboration with national and international partners including International Organization for Migration (IOM), and the Nigerian Immigration Service (NIS) amongst others. The project is committed to combat and reduce irregular migrations including trafficking in persons (TIP) and smuggling of migrants (SOM) in the country in general and specifically in the identified endemic states of Anambra, Benue, Cross River, Edo, Kano, Lagos and the FCT, Abuja.

As part of strategy to achieve its stated objectives, the project recruited consultants to conduct a survey in the six project states to ensure an evidence based programming towards providing a coordinated and comprehensive response to reduce the menace of TIP and SOM. Specifically, the survey was to assess existing level of knowledge and awareness on realities of TIP and SOM, assess the efforts of NAPTIP in fulfilling its role and meeting its mandate and explore linkage of TIP and SOM to HIV/AIDS among others.

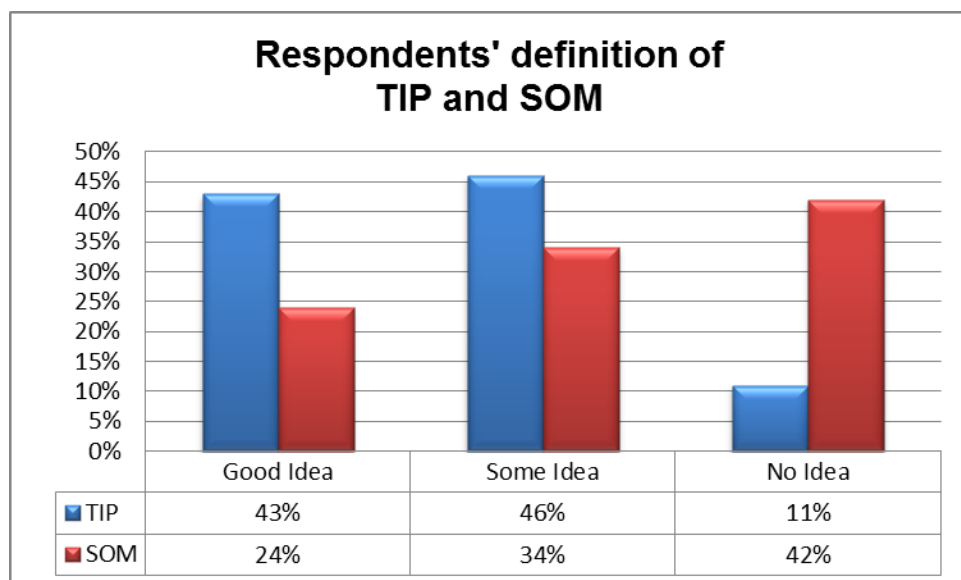
The approach and methodology followed the utilization of qualitative and quantitative research methods. Data was collected through Key Informant Interviews (KIIs) and Focus Group Discussions (FGDs). In all, a total of 250 KIIs and 10 FGDs (including 4 FGDs with secondary school students) were conducted.



The demographic profile of respondents showed that 49% males and 51% females took part in the KIIs and the FGDs across the six locations. Other characteristics of respondents included educational level, age, and organizational structure. A greater number of respondents (18%)

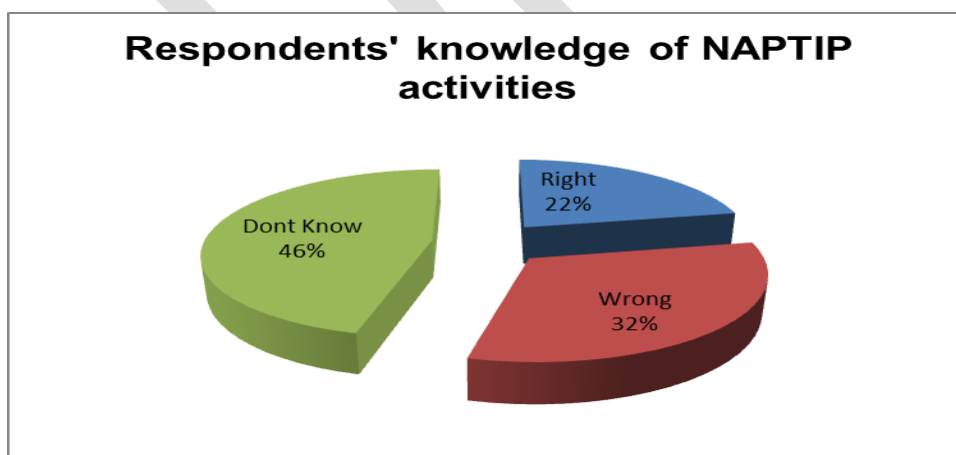
were in the 45 to 49 age bracket. Level of education and exposure can be a critical factor in determining people's perception of what constitutes TIP or SOM, as such

educational level of respondents was considered. The survey showed that 46% of the sample populations are first degree holders including HND, 23% have post graduate qualifications, and 11% have secondary education. In terms of organizational structure, 50% of respondents were drawn from ministries and agencies while the rest came from NGOs/CBOs, private organizations, law enforcement agencies, the media among others.



Key findings from the survey yielded specific results and showed major similarities of ideas and thoughts across gender, age, educational level, location and organization. Respondents from both the KII and the FGD group showed a relatively good understanding of trafficking in

persons, accounting for 43% while only 24% have good idea of smuggling of migrants. Majority of the FGD participants, especially the student group, have not even heard of the term "SOM," equating it with smuggling of drugs or contraband goods. Although knowledge of the terms does not translate to having an in-depth understanding of what constitutes TIP and SOM as it was discovered that majority of respondents could not define the terms appropriately.



The National Agency for the Prohibition of Traffic in Persons and other related matters (NAPTIP) is the lead agency charged with the prosecution and investigation of human trafficking issues. In this wise, it became necessary

to ascertain respondents' knowledge of NAPTIP and its activities. A good number of respondents exhibited relative understanding of NAPTIP but there is no correspondent knowledge about what NAPTIP does or what the acronym stands for. 46%



respondents have no idea of what the acronym “NAPTIP” stands for. Ironically, even in the FCT where NAPTIP is headquartered, respondents polled in Bwari and Kuje Area Councils have very limited knowledge of NAPTIP and its activities.

There is general consensus on the linkage between trafficking in persons, smuggling of migrants and HIV/AIDS according to respondents. Both FGD groups and those interviewed agreed that victims of TIP and SOM are often times forced into prostitution thereby exposing them to unprotected sex and consequently are vulnerable to HIV and AIDS. In the same vein, respondents unanimously agreed that large scale poverty, insecurity of lives and property, and chronic unemployment are some of the reasons why people engage in trafficking or smuggling but acknowledged that there is no correspondent commitment on the part of government to assist victims of TIP and SOM or to combat the menace.

Key findings from the survey were as follows;

- There is more knowledge and awareness on TIP than on SOM. But there is a disconnect between knowledge and understanding of the two terms and most of the respondents often confuse TIP with SOM.
- A good number of respondents, especially in the states where NAPTIP has zonal offices, exhibited relative understanding of NAPTIP but there is no correspondent in-depth knowledge about NAPTIP’s functions.
- There is general consensus on the linkage between trafficking in persons, smuggling of migrants and HIV/AIDS
- There is more awareness of TIP and SOM in the urban areas than in the rural areas where most victims originate from.
- Respondents’ identified radio as the most effective channel for disseminating information on TIP and SOM.
- Media reports on TIP and SOM are relatively low and sometimes muddle up trafficking in persons with smuggling of migrants. Some journalists and media outlets are not adequately aware of these issues and do not have understanding of the scope of the problem.
- TIP and SOM issues are more frequently reported in print media than in the broadcast media. Apart from a few local productions, Nigerian broadcast media does not regard issues of TIP and SOM as a priority.
- Education is a key factor in determining respondents’ level of knowledge of TIP and SOM therefore, there is need to communicate TIP/SOM messages in local languages and increase the frequency of messages in mass media channels used to engage stakeholders.



## 1.1. INTRODUCTION/BACKGROUND

In recognition of the menace of TIP and SOM, Nigeria promulgated the Trafficking in Persons Law Enforcement and Administration Act of 2003, which created the National Agency for the Prohibition of Traffic in Persons and Other Related Matters (NAPTIP) as a measure of its commitment to tackle this hydra-headed problem. A National Policy on Migration (NPM) was developed in 2007 which recommended the creation of a coordinating body and mainstreaming of migration issues into Poverty Reduction Strategies at the three tiers of government. Nigeria has domesticated the Protocol on TIP but it is yet to domesticate the Protocol on SOM.

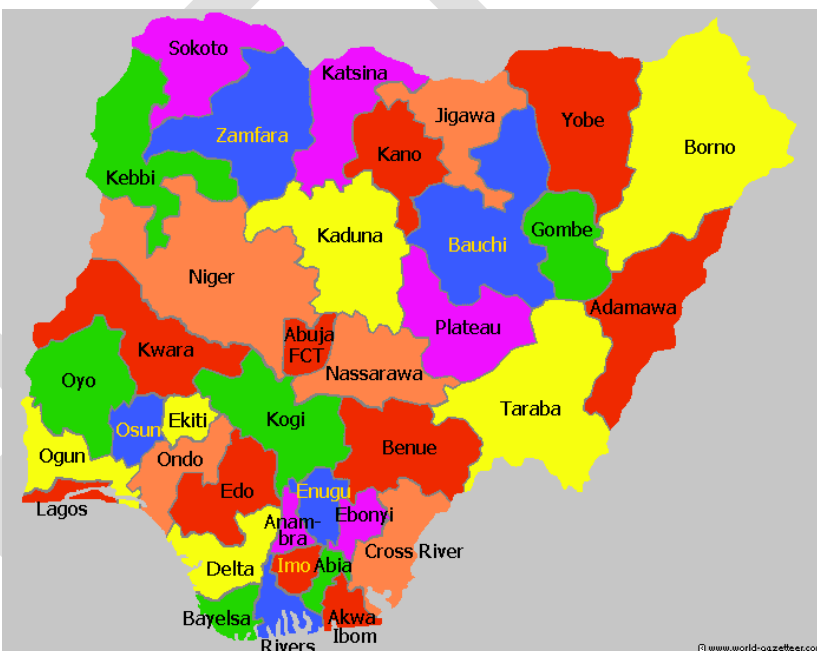
The United Nations defines TIP as the “illegal trade of human beings for the purposes of reproductive slavery, commercial sexual exploitation, forced labour, or a modern-day form of slavery.”

Similarly, the United Nations Convention against Transnational Organized Crime defines SOM as "procurement, in order to obtain, directly or indirectly, a financial or other material benefit, of the illegal entry of a person into a State Party of which the person is not a national or a permanent resident."

(Article 3, Migrant Smuggling Protocol).

Nigeria has been identified as a source, transit, and destination country for women and children

trafficked for the purposes of forced labour and commercial sexual exploitation. Within Nigeria, women and girls are trafficked primarily for domestic servitude and commercial sexual exploitation.



Promoting Better Management of Migration in Nigeria is a four-year project committed to combat and reduce irregular migrations including trafficking in persons (TIP) and smuggling of migrants (SOM) in the identified endemic states of Anambra, Benue, Cross River, Edo, Kano, Lagos and the FCT, Abuja. This is in line with the UN commitment to contribute to the achievement of national development aspirations and the realization of the Millennium Development Goals (MDGs).

A key mandate of the project is to strengthen the national capacity to better combat TIP and SOM in order to maximize the development potential of migration through a coordinated and comprehensive response. This response, will involve creating awareness and sensitization to the phenomena of TIP and SOM at the national, state, local and grassroots levels and integrating the cross-cutting issues of HIV/AIDS and gender into all the projects.

This report documents the current level of awareness, including stakeholders' knowledge, attitude and perceptions on the phenomena and their capacities to respond to TIP and SOM. It provides evidence for UNODC in collaboration with NAPTIP and other relevant partners, to commence the coordination and implementation of an effective, holistic and measurable awareness raising campaign on TIP and SOM. Findings of this survey will contribute to the development of appropriate strategy and tools for ensuring the increased awareness on TIP and SOM geared towards effectively tackling the phenomena.

### **Presentation Outline**

The report comprises the following sections:

- **Section 1:** The executive summary covering the overview of the report, including method and approach, major findings, and general recommendations are captured under this section.
- **Section 1B:** Introduction and background are highlighted here including rationale for the survey, study objectives, study design and methodologies, field work, sources of data, and limitations of the data.
- **Section 2:** General overview and profile of the project states as well as demographic profile of respondents covering age, gender, organizational profile and educational level are presented here.
- **Section 3:** This section presents key findings and analysis from the key informant interviews (KIIs) under the six assessment categories.
- **Section 4:** Media messaging and content analysis of available messages in the public domain are presented here.
- **Section 5:** Detailed analysis of findings from the 10 focus group discussions (FGDs) with homogenous groups and student groups are presented in this section.
- **Section 6:** In this section, key findings and general recommendations are presented here.

### **1.2.1. Purpose of the Study**

Research has shown that information is key to tackling social phenomena like TIP, SOM and HIV. This baseline survey was conducted to ascertain knowledge and understanding of TIP and SOM in the six project states so as to determine individual and organizational capacities to respond to the menace. Specifically, the survey was to;

- Assess existing level of knowledge and awareness on realities of TIP and SOM
- Assess the efforts of NAPTIP in fulfilling its role and meeting its mandate
- Explore linkage of TIP and SOM to HIV/AIDS
- Measure the impact of the various awareness, advocacy and sensitization activities to determine appropriate and preferred approaches in raising awareness on TIP and SOM in Nigeria
- Evaluate and review the messages on TIP and SOM that are available in the print and electronic media.

The exercise is significant in the achievement of the project objectives of providing a coordinated and comprehensive response to reduce the menace of TIP and SOM. It is expected that findings and recommendations from this survey will guide the development of appropriate strategy and tools for effective combat of TIP and SOM.

## **1.3. Research Design & Methodology**

### **1.3.1. Approach and Methodology**

This survey utilized the qualitative methods of Key Informant Interviews (KIIs) and Focus Group Discussions (FGDs). The KIIs were administered to those identified as major stakeholders and beneficiaries of the project. The FGD participants were carefully selected to reflect gender representation and status equity as part of measures to ensure that the process is participatory with the inclusion of everyone's opinion. In all, a total of 250 KIIs and 10 FGDs (including 4 FGDs with secondary school students) were conducted during this survey. In order to add value to the assignment, relevant literature were collated and synthesized to provide background information on activities of TIP and SOM. Data collection included internet search, documents provided by UNODC and meetings with key partners.

### **1.3.2. Data Collection and Analysis**

A 10-man team comprising two consultants, seven NAPTIP staff (working in two groups) and one UNODC officer conducted the field work which took place between March 5 and April 5, 2012 in the six project states of Anambra, Benue, Cross River, Edo, Kano, Lagos and the Federal Capital Territory, FCT. The KII and FGD guides utilized for the exercise passed through a robust peer review by NAPTIP officers and the consultants for ethical, cultural, religious and technical suitability. The questionnaires were further pre-tested on a select group in Lagos before administration. The pre-test was necessary as it provided feedback which was employed to enrich the questionnaire. The survey questions focused on six key entities as follows;

- General knowledge and understanding of TIP and SOM
- Knowledge and understanding of NAPTIP
- TIP and SOM awareness and sources of information
- Attitudes and perceptions on TIP and SOM
- Victim assistance, protection and prevention
- Law enforcement/policy and legislation on TIP and SOM

The analytical procedure follows a simple descriptive format making use of frequency tables, and percentages. The data analysis identified specific responses of respondents under the key thematic areas reflected above.

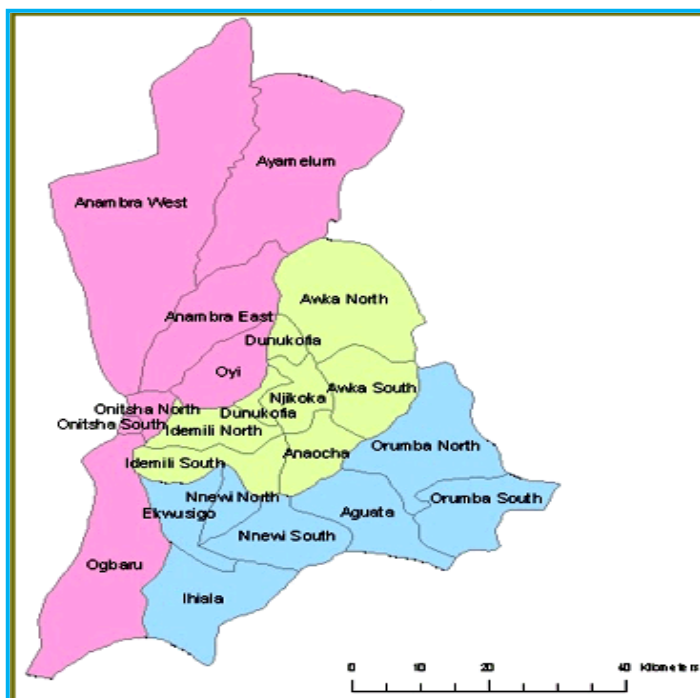
### **1.3.3. Strengths and limitations of Data**

The survey was conducted in collaboration with NAPTIP staff and this was key to the success of the assignment as it provided opportunity for capacity building for NAPTIP as well as lending credence to the exercise. However, as with all surveys, the exercise was not without a few limitations in terms of logistics and even data collection. Respondents may have modified their responses or misapplication of actual meaning of questions which may have occurred because some respondents did not want to appear ignorant before their peers, especially, where they were seated in one room as was the case in Kano and Kuje Area Council of the FCT. Also, some categories may not have been properly responded to maybe due to a lack of clarity or understanding on the part of the respondents. All in all, it was a highly successful exercise made possible by the commitment of the team and the cooperation of the respondents.

## SECTION 2: GENERAL OVERVIEW AND PROFILE OF PROJECT STATES

### 2.1.1. ANAMBRA STATE

Anambra state is said to have one of the highest population densities in Africa thus posing serious problems resulting from undue pressure on the state's resources, fragile infrastructure, environmental sanitation and social services, etc. This pressure is especially evident in its huge commercial nerve center of Onitsha. The state has



also witnessed a number of land tussles, boundary disputes and prolonged political instability especially, since 1999. It is also one of the few states with very low male enrolment ratio in education.

All these factors combine to make Anambra state highly endemic to human trafficking. The most common trends witnessed in the state are 'baby harvesting,' and smuggling of migrants. News reports document series of raids on 'baby factories' masquerading as orphanage centres and maternity homes. There is high rate of school drop out for boys thereby rendering them vulnerable to human smuggling. Nnobi town

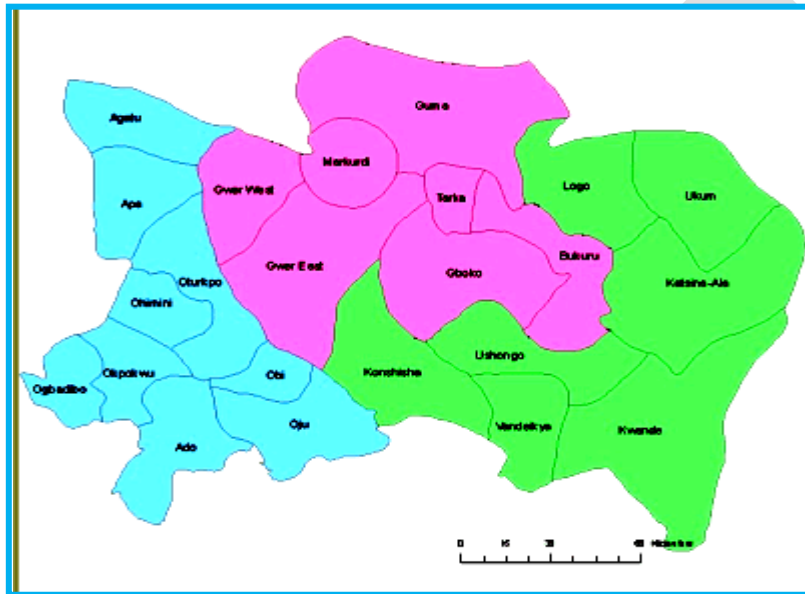
in Idemili south LGA is said to be the most endemic community for human trafficking.

Located in the south east region, Anambra state with its capital in Awka has a population of 7,821,858 (2005 est.) and 22 local government areas. The state is popular for trade, small scale industries and other commercial activities. The predominant religion is Christianity and the major ethnic group is the Ibos. The state was created in 1991 out of the then Anambra state, which comprised the present Anambra and Enugu States and derives its name from the Anambra River which runs north to south through the state.

### 2.1.2. BENUE STATE

Benue state has been described as the 'number one state' in North Central Zone in human trafficking and the 10<sup>th</sup> in the country (NAPTIP 2009). The most endemic areas are the Ado and Oju LGAs. This trend could be attributed to the spate of conflicts witnessed in the state occasioned by boundary, political, pastoral and sometimes religious clashes which cause regular and irregular migration. Moreover, its closeness to other endemic states like Cross River and international boundary with Cameroun makes the state vulnerable as an avenue for both internal and external trafficking.

The present day Benue State has 23 local government areas and occupies 34,059 square kilometres. Benue



square kilometres. Benue state shares boundaries with Nasarawa to the north, Taraba to the east, Cross River, Ebonyi and Enugu to the south, and Kogi on the west. It also shares international boundary with the Republic of Cameroon through Kwande Local Government Area.

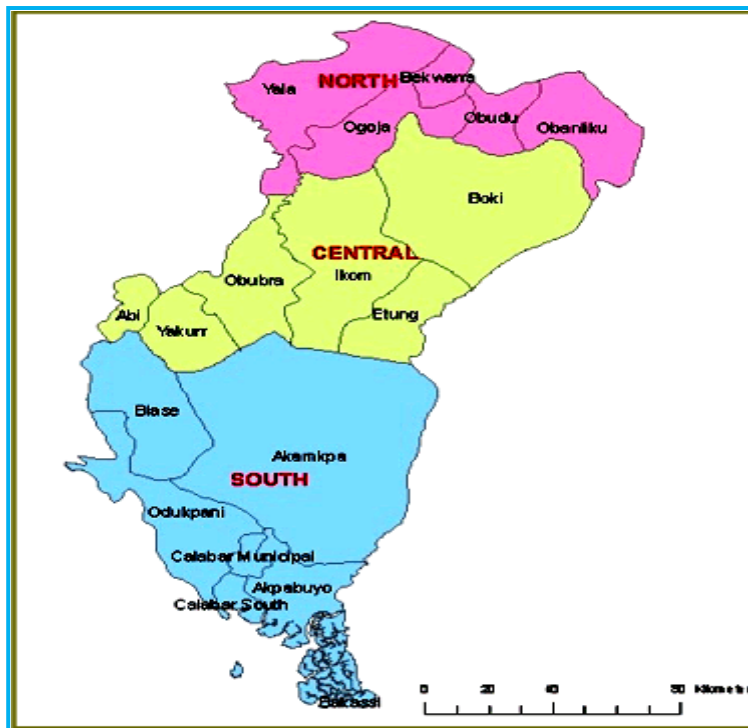
Described as the “food basket” of the nation, Benue state in north central Nigeria is

predominantly a farming population, mainly comprising Tiv, Idoma and Igala ethnic groups. Created on February 3, 1976 by the then regime of General Murtala Mohammed, out of the old Benue-Plateau State, Benue has a population size of 4,219,244 according to the 2006 population. The main religions are Christianity and traditionalists. The name Benue was derived from River Benue, the second largest in the country and the most prominent geographical feature in the state.

### 2.1.3. CROSS RIVER STATE

Cross River state is highly vulnerable to incidences of trafficking due to its close proximity to other endemic states like Anambra and its strategic location to Cameroun Republic. NAPTIP reports that most trafficking victims are from Ikom and Yala in the Northern parts of the state. Border communities like Mfum in Etung Local Government Area, among others in the northern and central parts of the state, have been identified as routes where human traffickers use to smuggle their victims to Cameroun and other African countries

Cross River state with 18 LGAs is a coastal state in southeastern Nigeria, bordering Cameroon to the East, Benue state on the North, on the South by Akwa Ibom State, and on the West by Anambra and Imo States. Its capital is Calabar, and it is named for the Cross River, which passes through the state. The state was created in 1967 from part of the former Eastern Region, and was known as the 'South-Eastern State' until 1976 when it adopted its present name. The state originally included what is now Akwa Ibom State.



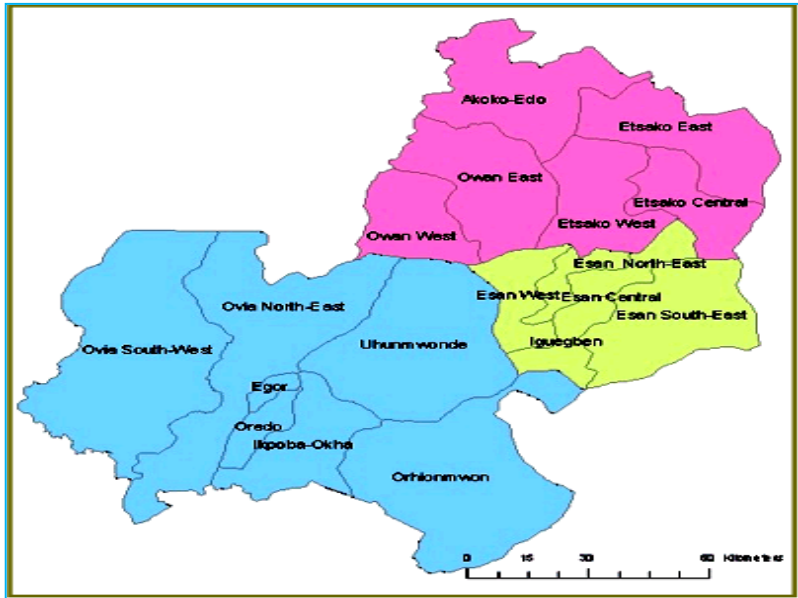
The population of Cross River State is estimated at 3,104,446 (2005). Forty percent of the estimated population constitutes the active population that is engaged in various economic activities; ranging from subsistence agriculture to urban commerce and transport business. Identified as Nigeria's tourism capital, thousands thronged the state, especially during the yearly carnival to savour the rich tourism heritage of the state.

#### 2.1.4. EDO STATE

Since 1999 when Edo state came into national and international limelight for contemporary trend in human trafficking and prostitution, the state has earned the tag as 'the capital of human trafficking.' Recent report from NAPTIP confirm Edo State as the most endemic state in external trafficking for the purpose of sexual exploitation stating that 98% of victims rescued from external trafficking and about 47% of convicted traffickers by NAPTIP are from Edo State. In fact, the first conviction secured by NAPTIP in 2004 (AGF VS. Sarah Okoya) was from the State. According to the research produced within the framework of the UNICRI/UNODC pilot project, majority of trafficked persons for the purpose of sexual exploitation are young women and minors from Edo State.



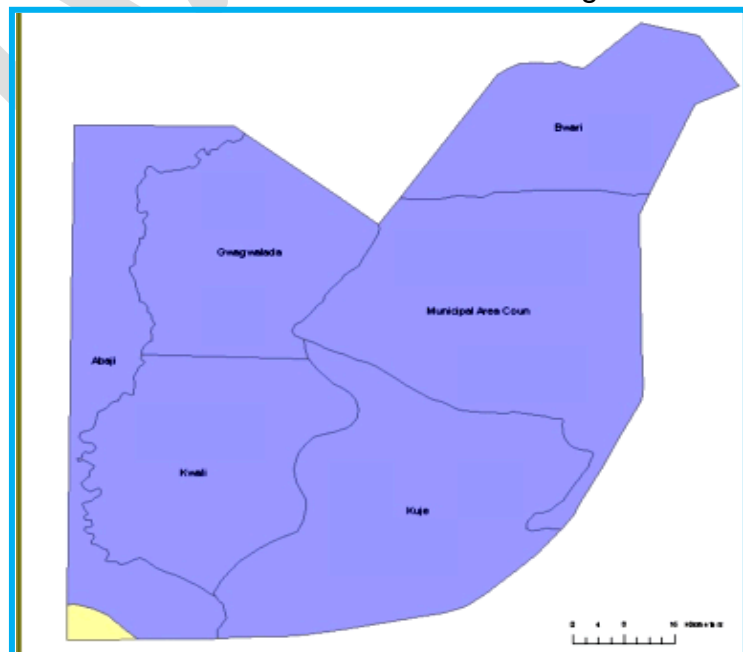
Edo State with its capital in Benin City is in the mid-western part of Nigeria and has a population of about four million people spread over 18 Local Government Areas. Despite the huge population, the state is poorly industrialized and job opportunities are very limited. About 50% of the populations are civil service workers and others are self-employed, petty traders and subsistent farmers. This has created a large pool of unemployed youths that can be easily drawn into crime. Young females particularly those with poor family backgrounds are easy to entice into the trans-national sex trade for prostitution in European countries.



#### 2.1.5. FEDERAL CAPITAL TERRITORY, FCT

The Federal Capital Territory (FCT) is highly cosmopolitan and almost all ethnic groups are well represented. It shares borders with Kaduna, Kogi, Nasarawa and Niger states. There is a lot of movement across these borders daily and many people who live in the bordering states work in the FCT. The FCT is also along the routes connecting different parts of the country and serves as a junction for long distance truck drivers. Because the city has seen tremendous influx of people since its creation, migration is an important factor. It is estimated that migrant population accounts for between 2 and 3 million. This unique characteristic has made the FCT prone to both internal and external trafficking with high cases of prostitution.

The FCT was carved out in 1976 from states around the



centre of Nigeria and officially became the capital of the Federal Republic of Nigeria in 1991. With a population of 1,405,201, (2006 census), and annual population growth of over 11%, the FCT has the fastest growing population in the country. The population is estimated to reach 2.85 million by 2015 and more than 4 million by 2020. The socio-economic characteristic of the FCT population is sharply divided between the districts within the metropolis and the surrounding suburbs. Whereas the metropolis is well planned, with relatively adequate social services and amenities, the communities outside the metropolis are more like slums, agrarian, densely populated and lack basic amenities.

### 2.1.6. KANO STATE

The commonest form of trafficking in Kano state is child abuse and use of minors for organized street begging. A high number of women trafficked to Saudi Arabia have been traced to Kano state using routes from Kwara through Niger. According to news reports, a total of 1128 traffic victims have been recorded since 2005.

Kano state with its capital in Kano is located in north-west Nigeria. Created on May 27, 1967, the state originally included Jigawa state which was made a separate state in 1991. Kano state borders Katsina State to the north-west, Jigawa State to the north-east, Bauchi State to the south-east and Kaduna State to the south-west.

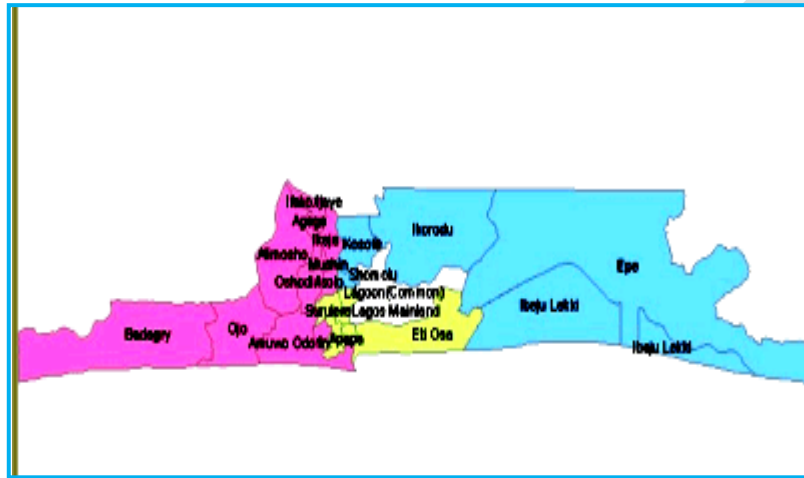


The 2006 census puts Kano's population at 9,383,682 though the credibility of the census has been disputed. With 144 LGAs, the state has more than 18,684 square kilometres (7,214 sq mi) of cultivable land and is the most extensively irrigated state in the country. Historically, Kano State has been a commercial and agricultural state, which is known

for the production of groundnuts as well as for its solid mineral deposits. It has also in recent years been a centre of religious and ethnic violence in Nigeria.

### 2.1.7. LAGOS STATE

As a commercial nerve centre which attracts scores of migrants in search of greener pastures daily, and with close proximity to national and international borders, Lagos state has been identified as a source, transit and destination for internal and external human trafficking. Smuggling of migrants is also a vibrant business where smugglers can ferry their victims by air, land or sea. It is bordered by the Guinea coast of the Atlantic Ocean for over 180km, from the Republic of Benin on the west to its boundary with Ogun state in the east. Although Lagos state is the smallest state in Nigeria, with



an area of 356,861 hectares of which 75,755 hectares are wetlands, with a land mass of about 1,800km, it is the most densely populated state in the country.

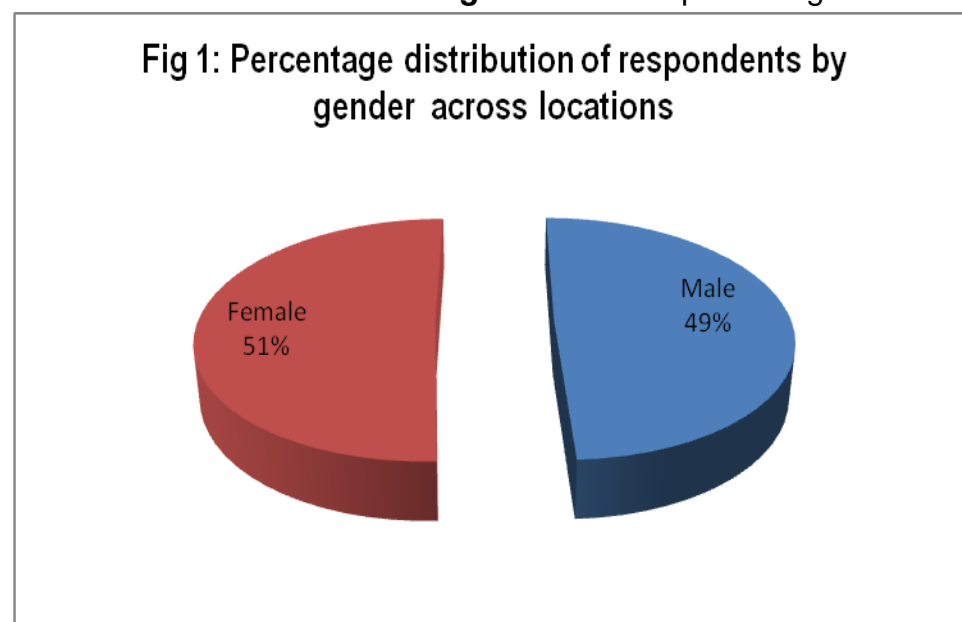
Situated in the southwestern corner of the country, Lagos state was created on May 27th, 1967. With the creation of the

Federal Capital Territory, Abuja in 1976, and relocation of the capital in 1991, Lagos ceased to be the seat of the Federal Government however, Lagos has remained the commercial capital of Nigeria.

Lagos state has a population of 9,013,534, according to the 2006 federal census, though the state government disputed the figure and claimed the state had more than 12 million inhabitants. Current demographic trend analysis revealed that the state population growth rate of 8% has resulted in its capturing of 36.8% of Nigeria's urban population (World Bank, 1996) with grave implications for urban sustainability. The UN estimates that at its present growth rate, Lagos state will be third largest mega city in the world by 2015 after Tokyo in Japan and Bombay in India.

## 2.2. Demographic Distribution of Respondents

**2.2.1. Gender Distribution:** *Fig 1* shows the percentage distribution of respondents



according to gender in all the locations. The figure shows that males made up 49% of the respondents while 51% of females were assessed. This figure includes participants of both KII and FGD.

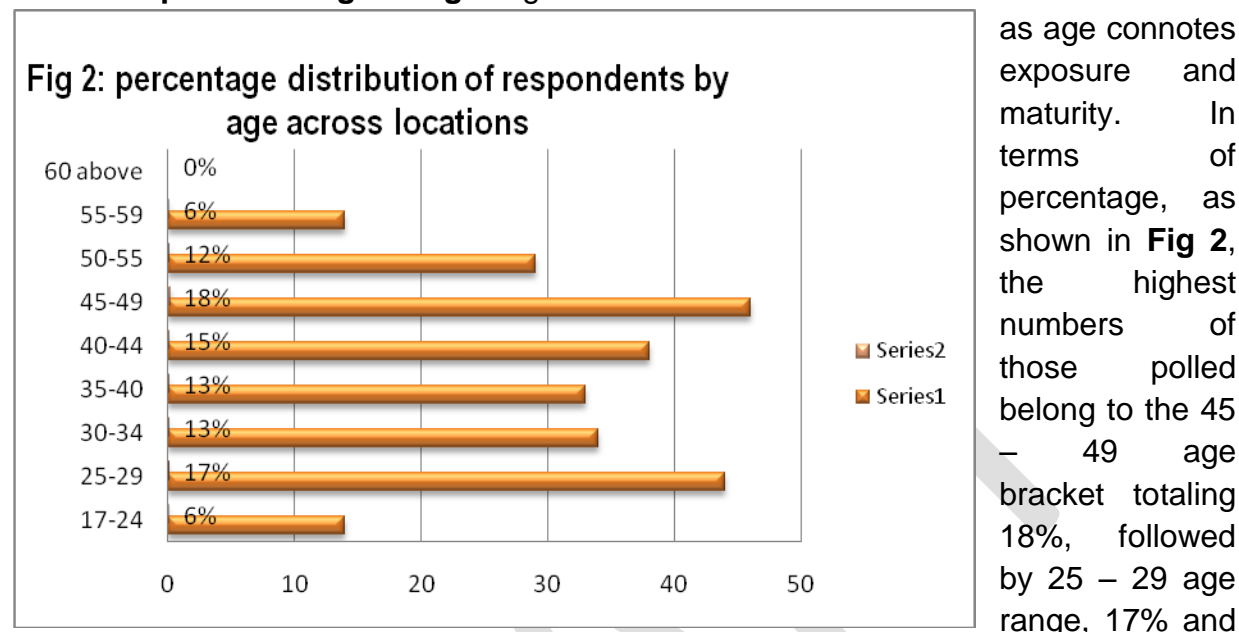
**Table 1: Gender distribution of respondents' by location**

LOCATION	Key Informant (KII)	Interview	Total		Focus Discussion (FGD)	Group	Total	%
SEX	Male	Female		%	Male	Female		
Anambra	13	23	36	14%	6	17	23	20%
Benue	16	19	35	14%	5	2	7	6%
Cross River	20	22	42	17%	14	8	22	20%
Edo	12	22	34	14%	6	19	25	22%
FCT	29	17	46	18%	9	2	11	10%
Kano	18	7	25	10%	6	9	15	13%
Lagos	20	12	32	13%	5	5	10	9%
<b>Total</b>	<b>128</b>	<b>122</b>	<b>250</b>	<b>100%</b>	<b>51</b>	<b>62</b>	<b>113</b>	<b>100%</b>

Further analysis of respondents' demographic profile as presented on **table 1**, shows that a total of 250 respondents were interviewed for the KIIs while 113 participated in the FGD. Out of the 250 participants, 36 were interviewed in Anambra state, comprising 13 males and 23 females, 35 (16 males, 19 females) in Benue, 42 (20 males, 22 females), Edo 34 (12 males, 22 females). In the FCT, 46 respondents were interviewed made up of 29 males, 17 females, Kano 25 (18 males, 7 females) and

Lagos 32 (20 males, 12 females). The FGD groups were made up of 51 males and 62 females including members of homogenous groups and students.

### 2.2.2. Respondents Age Range: Age was a critical factor in the assessment exercise



as age connotes exposure and maturity. In terms of percentage, as shown in **Fig 2**, the highest numbers of those polled belong to the 45 – 49 age bracket totaling 18%, followed by 25 – 29 age range, 17% and the 40 – 44 age range making up 15%. The youngest group (17 – 24) and the oldest category (55 – 59) constituted only 6% respectively of the respondents. No respondents' were within the 60 plus category. This is not surprising because most of those polled were those still in 'active service.'

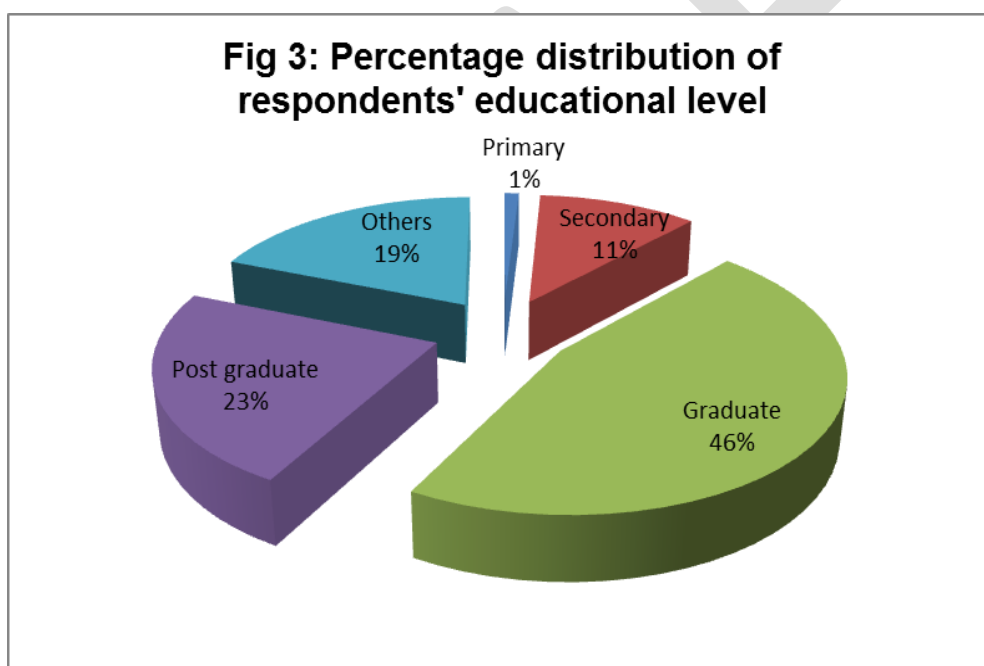
The age range of respondents in the KIIs across the different locations as captured in **table 2** show marked differences in the age range of the respondents as follows; out of the 250 people interviewed across the states, in Anambra and Cross River states, majority of the respondents' were within the 50 – 54 age range, in Edo and Lagos, the highest number of those polled were in the 45 - 49 category and in Benue, most of the respondents' fell within the 40 – 44 age category. The FCT had the youngest number of respondents which fell within 25 – 29, 30 – 34 and 35 – 39 categories respectively.

**Table 2: Age range of respondents**

LOCATION	17 - 24	25-29	30-34	35-39	40-44	45-49	50-54	55-59	60 and above
Anambra	5	7	0	2	3	7	9	3	0
Benue	3	4	3	2	9	7	3	4	0
Cross River	3	8	5	4	6	5	7	4	0
Edo	0	5	5	5	4	11	3	1	0
FCT	1	13	10	10	8	3	1	0	0
Kano	1	2	5	6	4	4	3	0	0
Lagos	0	5	6	4	4	9	3	2	0
TOTAL	14	44	34	33	38	46	29	14	0

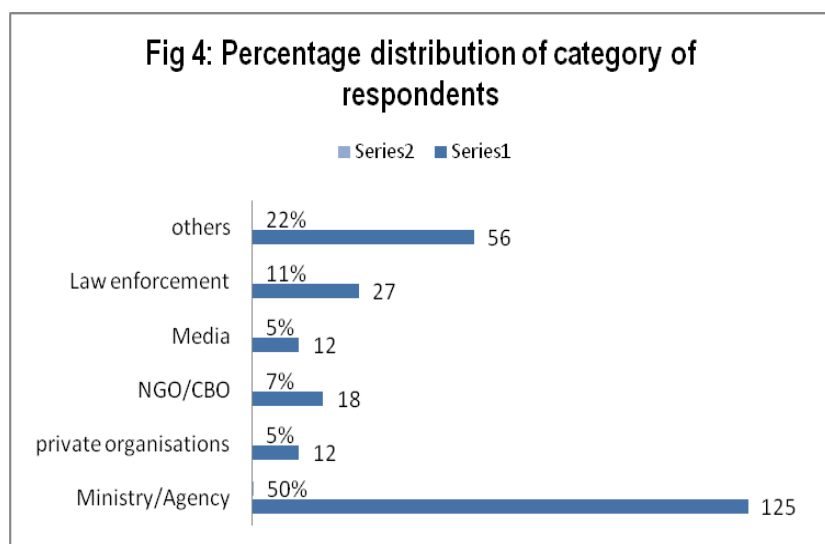
**2.2.3. Educational level of respondents:** The assessment revealed that level of education and exposure can be a critical factor in determining people's perception of what constitutes TIP or SOM.

Respondents' with a level of education also exhibited better understanding of the issues discussed. **Fig 3** indicates the educational



level of respondents showing that a whopping 46% of respondents are first degree holders including HND, 23% have post graduate qualifications, 11% have secondary education and only 1% are primary school leavers. Interestingly, about 19% have attained other qualifications such as NCE, teachers grade 2 certificate, OND among others.

## 2.2.4. Organizational Profile of Respondents



Majority of the respondents are drawn from ministries and agencies, totaling 125 or 50% as seen in **fig 4** below. This may account for why a greater number of respondents have relative knowledge of TIP and SOM and activities of NAPTIP as most of them are actually working in areas of human trafficking. Other

respondents numbering 27 or 11% are from law enforcement agencies including Police, Immigration, Civil Defence etc., while 7% (18) are from non-governmental organizations, the media and private organizations made up only 5% (12) respectively. Interestingly, 22% (56) of the respondents categorized as 'others,' belong to artisan groups, market men and women, NURTW, Okada riders, secondary and tertiary institutions among others.

**Table 3: Organizational profile of respondents**

Location	Ministry/Agency	Private organization	NGO/CBOs	Media	Law enforcement	Others
Anambra	22	0	0	0	0	11
Benue	20	1	1	2	3	8
Cross River	21	2	0	0	7	13
Edo	13	2	5	0	6	8
FCT	23	5	5	0	6	8
Kano	14	0	4	3	1	3
Lagos	12	2	3	7	4	5
Total	125	12	18	12	27	56



Trafficking in persons and smuggling of migrants affect people from different backgrounds and different sectors therefore, the assessment considered organizational profile of the respondents as a key factor in determining their knowledge and understanding of NAPTIP as an organization and issues of trafficking and smuggling. **Table 3** gives a breakdown of the organizational profile of respondents across the focal states. Because some of these organizations are major stakeholders in the fight against human trafficking, it became necessary to ascertain their level of understanding of the issues assessed.

## SECTION THREE: KEY SURVEY FINDINGS

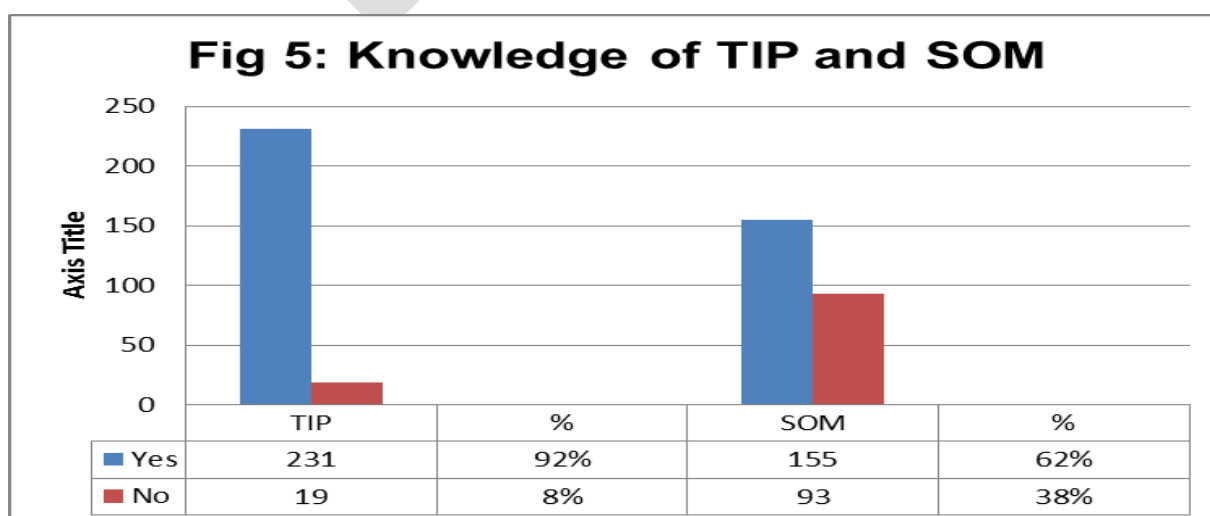
This chapter presents the preliminary results obtained from the assessment of level of awareness on traffic in persons (TIP) and smuggling of migrants (SOM) from the six focal states of Anambra, Benue, Cross River, Edo, Kano, Lagos and the FCT, Abuja. The results are presented in sections under the seven areas of focus as covered by the assessment. Highlights of this presentation include a brief introduction, a graphical presentation and analysis of the study result and a conclusion. A whole section of the assessment is devoted to eliciting understanding about the National Agency for the Prohibition of Traffic in Persons and Other Related matters (NAPTIP). This is because NAPTIP is the lead government agency for addressing this phenomenon of trafficking in persons. Areas of focus for the assessment were as follows;

- General knowledge and understanding of TIP and SOM
- Knowledge and understanding of NAPTIP
- TIP and SOM awareness and sources of information
- Attitudes and perceptions on TIP and SOM
- Victim assistance, protection and prevention
- Law enforcement/policy and legislation on TIP and SOM
- Media reports and content analysis of TIP/SOM messages

### 3.1. General Knowledge and Understanding of TIP and SOM

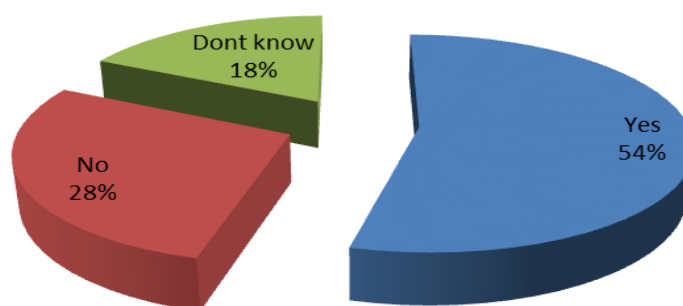
In determining respondents' level of awareness on TIP and SOM, this section covered respondents' understanding of the terms, TIP and SOM, seeking to verify if respondents have in-depth knowledge of the issues of TIP and SOM and the most effective channels for obtaining and disseminating information. Other responses elicited included respondents' attitudes and perceptions on TIP and SOM including knowledge of NAPTIP and its activities.

#### 3.1.1. Level of Awareness on TIP and SOM



As shown in **fig 5**, 92% or 231 respondents said they have heard of human trafficking while only paltry 8% or 19 respondents have not heard. 62% (155) respondents have heard of SOM and a significant number constituting 38% or 131 have never heard of the term. Although respondents said they have heard of the terms TIP and SOM, this does not however translate to having an in-depth understanding of what constitutes TIP or SOM. The researchers observed that some respondents only said they knew the terms in order not to appear ignorant before their peers but could not define it or tell whether there is a difference between the terms.

**Fig 6: Difference between TIP and SOM**

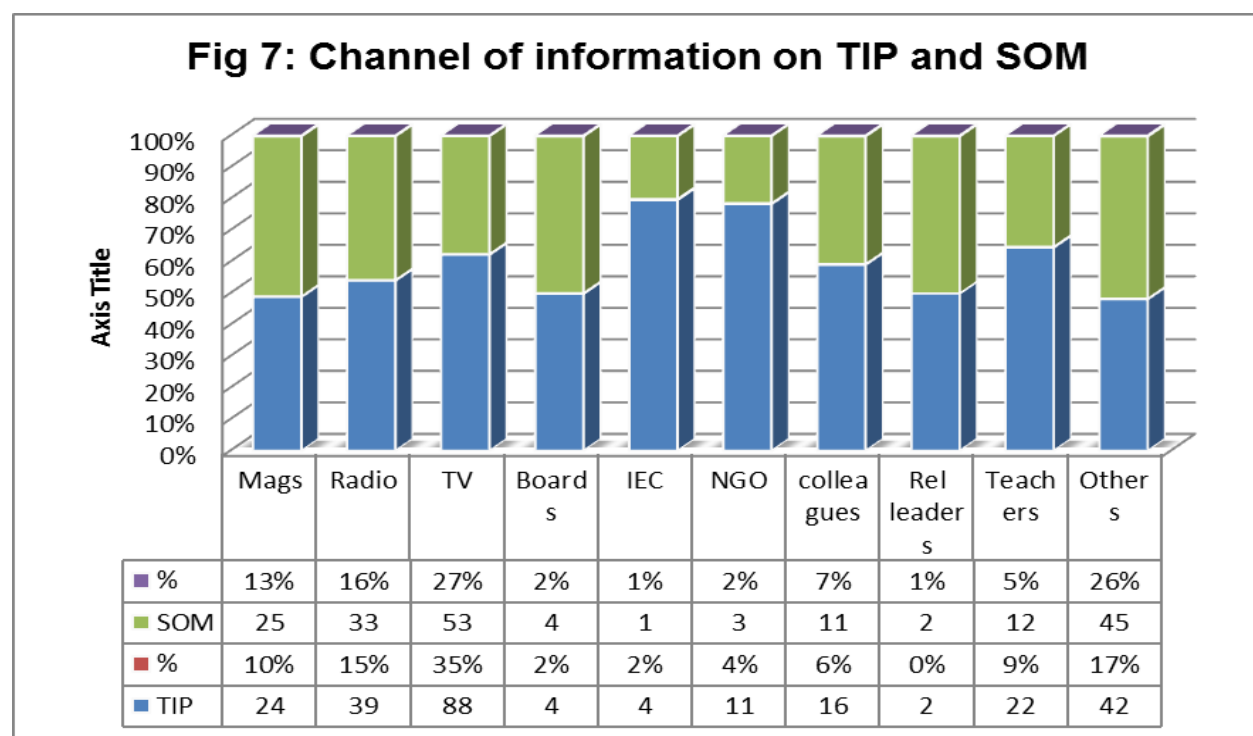


Interestingly, although a significant number of respondents know of TIP and SOM only 131 (54%) said that there is a difference between the two terms, 68 respondents (28%) disagreed, stating that the two terms connote the same thing while 43 or 18% respondents could not determine whether there is a difference between TIP and SOM. This is a factual representation of the preliminary findings which discovered that some respondents said they have never heard of SOM and so were not expected to know if there is a difference or not.

In the same vein, respondents overwhelmingly agreed that TIP and SOM constitute a menace in the society. Some of the reasons postulated for why respondents think there is a problem of TIP and SOM in Nigeria include the fact that;

- TIP and SOM gives Nigeria a bad image in western countries (US and Europe)
- Tarnishes the reputation of the country among the comity of nations
- Could result to other socio-economic problems
- If not checked, could lead to 'brain drain;'

### 3.1.2. Information Channel on TIP and SOM

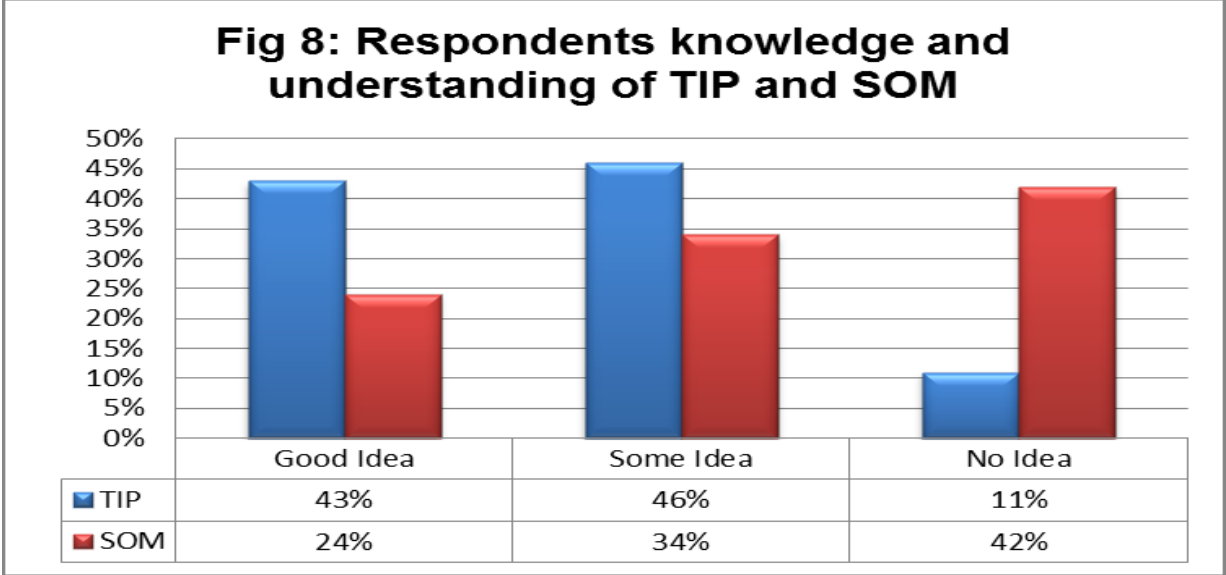


As shown in **fig 7**, television was the major source of information on TIP for 88 respondents accounting for 35% and SOM for 53 respondents or 27%. This could be because most of those polled are urban dwellers who have access to television and also have relative steady power supply. Radio on the other hand was cited by 15% for TIP and 16% for SOM. Other sources for TIP include; 10% from newspapers and magazines, 9% from teachers and 6% from family, friends and colleagues. In addition, 17% of the respondents named other sources of information including seminars, workshops, outreaches etc.

On the other hand, 13% cited newspapers and magazines as their first source of information on SOM while a significant number of respondents, accounting for 26% heard about SOM from other sources like workshops, trainings, meetings, outreach programmes among others. Surprisingly, billboards, IEC materials, NGO/CBO workers and religious/community leaders are not strong sources of information on TIP and SOM as attested to by the respondents.

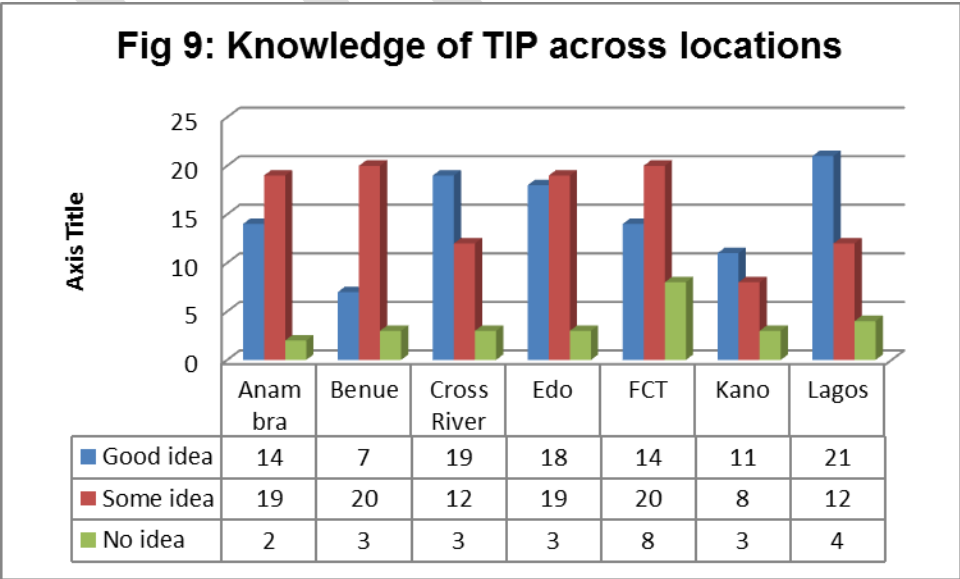
3.1.3. Understanding TIP and SOM

To ascertain level of respondents’ knowledge and understanding of the terms TIP and SOM, responses were captured under ‘good idea,’ ‘some idea,’ and ‘no idea.’ Good idea represented those who could define the terms fairly well, some idea representing respondents with a fair idea of what the terms mean while those who could not define



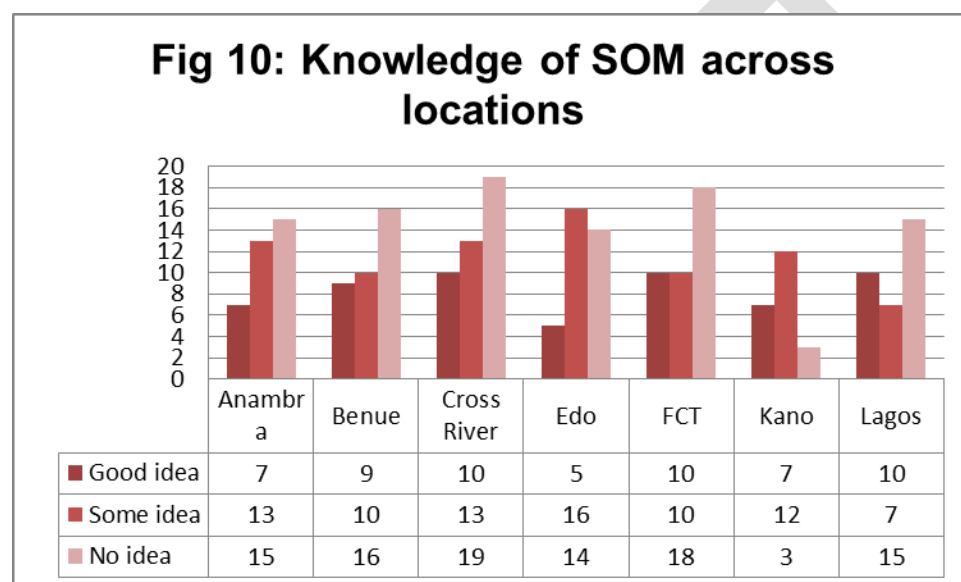
the terms fell under the ‘no idea’ category. As noted, majority of the respondents have a significant level of education and this accounted for the high level of those with ‘good idea,’ totaling 43% for TIP and 24% for SOM as shown on **fig 8**. A total of 46% of respondents have some idea and 11% said they have no idea at all about TIP. Conversely, majority of respondents totaling 42% have no idea at all about SOM.

A further analysis of the data from the KII interviews across locations as seen in **fig 9**,



were quite revealing. States where respondents ranked highest in good ideas include Lagos (21), Cross River (19), Edo (18), Anambra

and the FCT (14 each). These are states noted to be ‘highly’ endemic to human trafficking. Interestingly, Benue state which has been described as ‘the number one state in North Central zone in human trafficking,’ only 7 respondents have a good idea of TIP, 25 have some ideas while another 3 said they do not have any ideas about TIP. Additionally, 19 respondents in Anambra have some ideas while only 2 respondents said they have no idea whatsoever. In Kano, 11 respondents have good idea, 8 have some idea and only 3 have no idea. In Cross River 20 respondents said they have some idea and 3 respondents reported no idea. Further, 12 respondents in Lagos have some idea and 4 no idea at all. In the FCT, 25 respondents have some ideas and 8 no idea while in Edo, 20 some ideas and 3 no idea.



Findings on respondents' understanding of SOM show a marked difference from that obtained for TIP as seen in **fig 10**. The findings indicated some muddling up of the terms TIP and SOM by

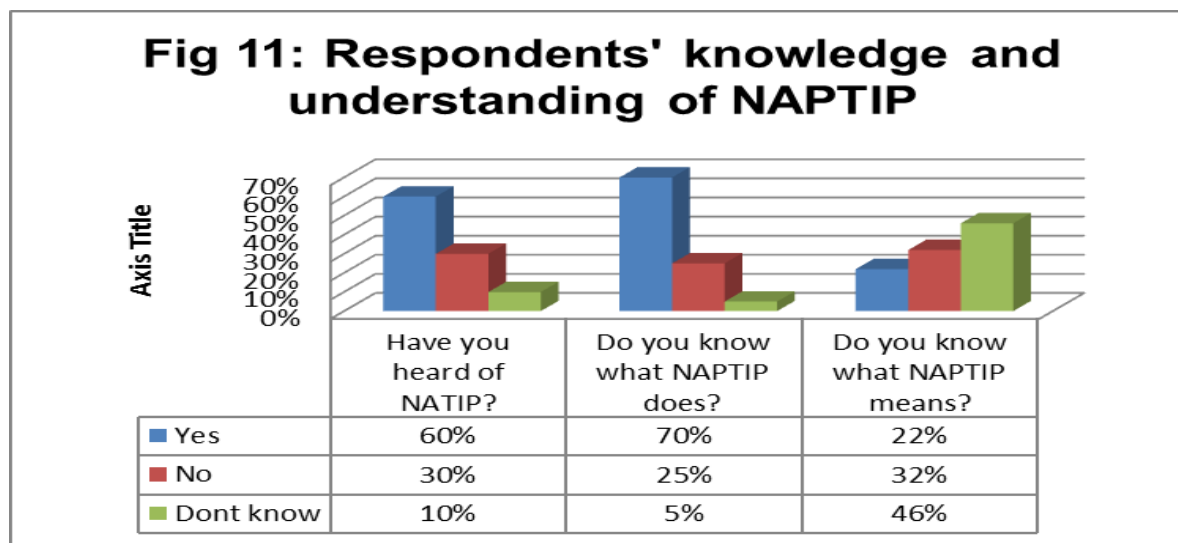
respondents lending credence to the fact that some people said they see no clear difference between TIP and SOM. A breakdown of results across locations reveal that only 7 respondents in Anambra, out of 36 respondents, have a good idea about SOM, 9 in Benue, 10 in Cross River and 5 in Edo. In the FCT, 12 respondents have good idea about SOM and what it means, 7 in Kano and 12 in Lagos. From these findings, it is clear that SOM is not as popular as TIP and it was also discovered that some respondents equated smuggling with drugs!

### 3.2. KNOWLEDGE AND UNDERSTANDING OF NAPTIP AND ITS ACTIVITIES

The National Agency for the Prohibition of Traffic in Persons and other related matters (NAPTIP), which was created in August 2003 is the lead governmental agency charged with the responsibility of combating trafficking in persons in Nigeria in its entirety. Therefore, a key focus of the exercise was to assess respondents' knowledge

and understanding of the agency and its efforts so far in carrying out its mandate. To this end, respondents were asked questions such as; have you heard of NAPTIP? What does NAPTIP mean? What does NAPTIP do? Are you satisfied with NAPTIP work? How can you rate NAPTIP efforts in meeting its mandate?

### 3.2.1. Understanding NAPTIP role and responsibilities



A total of 60% respondents have heard of NAPTIP, 70% said they know what NAPTIP does. However, this is just surface knowledge as another 46% doesn't even know about NAPTIP or what it stands for.

**Table 4: knowledge and understanding of NAPTIP and its activities**

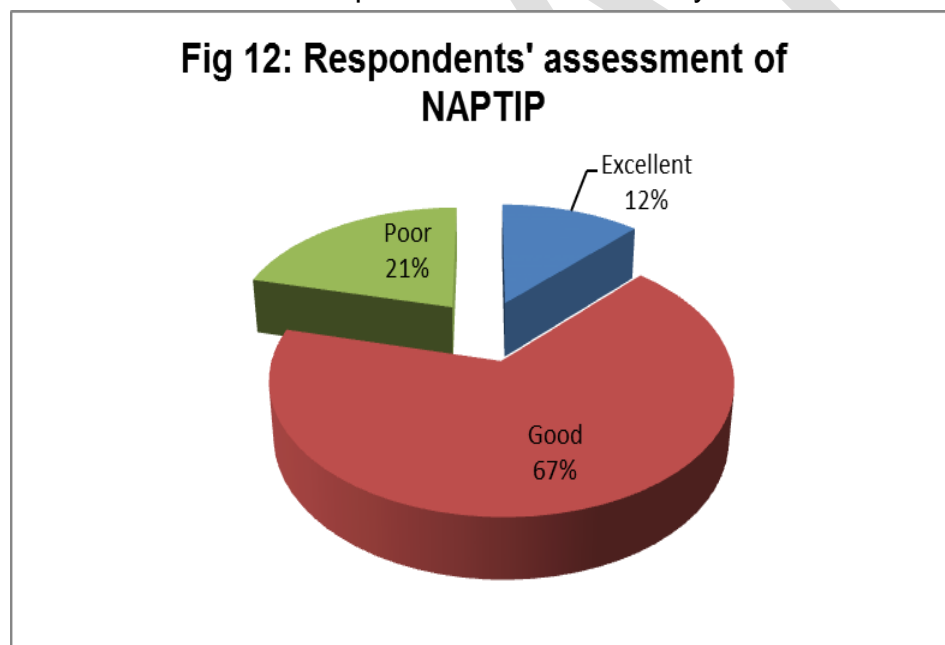
Location	Have you heard of NAPTIP?		Definition of NAPTIP			Do you know what NAPTIP does?	
Responses	Yes	No	Right	Wrong	Don't know	Yes	No
Anambra	26	8	4	1	1	22	2
Benue	28	5	6	1	24	20	6
Cross River	29	13	6	20	16	22	7
Edo	26	9	12	5	9	24	10
FCT	21	25	3	7	16	17	13
Kano	23	2	6	17	2	23	2
Lagos	22	11	2	5	13	17	15
<b>TOTAL</b>	<b>174</b>	<b>73</b>	<b>39</b>	<b>56</b>	<b>81</b>	<b>145</b>	<b>55</b>
<b>%</b>	<b>70%</b>	<b>30%</b>	<b>22%</b>	<b>32%</b>	<b>46%</b>	<b>81%</b>	<b>19%</b>



**Table 4** sampled responses across locations because NAPTIP has zonal offices in some of the states and it became imperative to gauge how well known NAPTIP is in those areas. Among the 250 respondents interviewed, a total of 174 or 70% have heard of NAPTIP as follows; 26 in Anambra, 28 in Benue, 29 in Cross River, 26 in Edo, 21 in the FCT, 23 in Kano and 22 in Lagos. However, knowing about the existence of NAPTIP does not automatically translate to knowledge of their functions as reflected on the table above. As shown, only 22% or 39 of respondents could define NAPTIP, 32% or 56 respondents did not get the acronym right while a whopping 46% or 81 respondents did not even make an attempt. Ironically, only 3 respondents got the meaning of NAPTIP right in the FCT which houses the NAPTIP headquarters! Respondents were further probed on their knowledge and understanding of NAPTIP activities. Interestingly, 81% or 145 respondents have a firm grasp of NAPTIP activities especially, respondents in Edo state (24) and Kano state (23). This could also be because NAPTIP zonal offices are located in those states. Only 19% of respondents said they have no idea of what NAPTIP functions are.

### 3.2.2. Assessment of NAPTIP Activities

Out of the 81% of respondents who said they know about NAPTIP activities, 12%



rated their work excellent, 67% agreed that NAPTIP's work is good while 21% rated NAPTIP poor. Although a total of 103 respondents totalling 67% think NAPTIP is doing a good job, however, majority of the respondents said they are not satisfied with

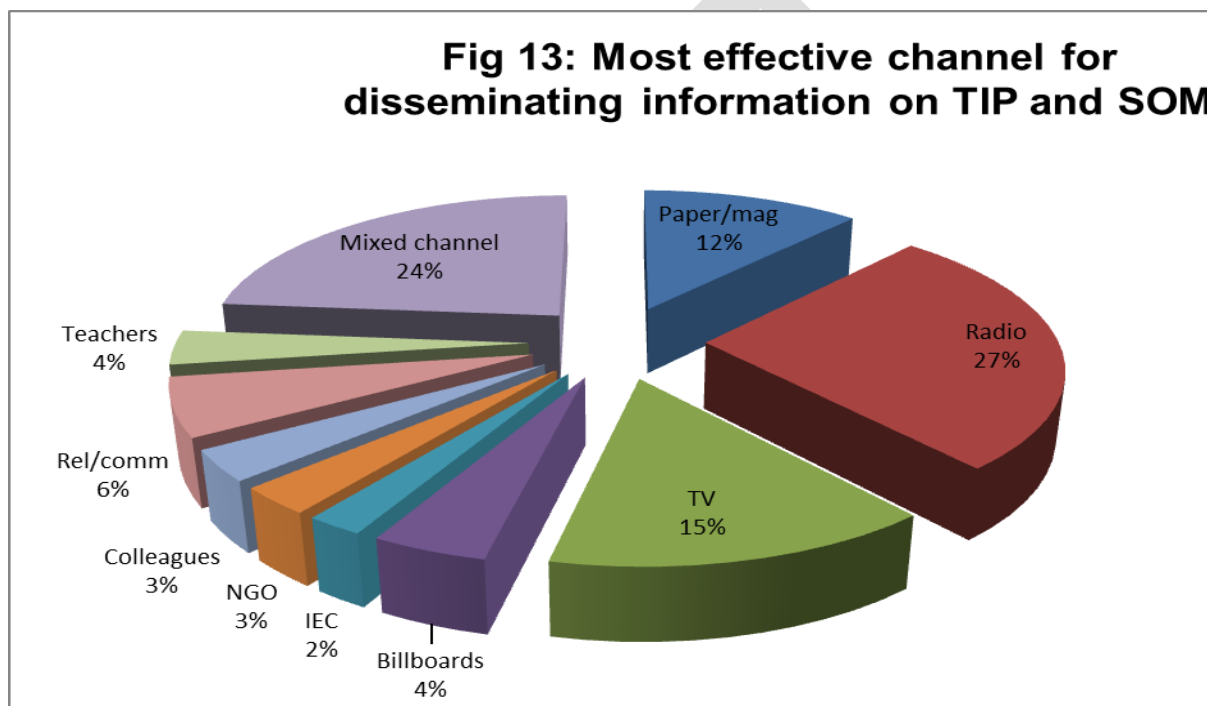
NAPTIP's efforts so far claiming that NAPTIP is not even known at the state level except in the states where the zonal offices are located. They therefore recommended that NAPTIP should embark on an aggressive and consistent awareness campaign, especially in the rural areas, geared towards publicising their activities. They also

recommended stronger networking and collaboration between NAPTIP and other relevant agencies such as the police, and immigration to avoid duplication of efforts.

### 3.3. GENERAL AWARENESS AND SOURCES OF INFORMATION ON TIP AND SOM

#### 3.3.1. Effective Channel for Disseminating Information on TIP/SOM:

A sizeable number of respondents said they heard of TIP and SOM mainly through the media (radio and television), respondents were further asked to state which medium they think will be most effective in passing information on TIP and SOM. From the



results obtained, Radio was rated the most effective by 27% of respondents, television was chosen by 15% respondents while 24% opted for mixed channel including seminars, workshops and outreaches. This is in line with respondents' belief that only aggressive sensitization and awareness programs can effectively publicise issues of TIP and SOM.

**Table 5: Respondents rating of most effective channel for obtaining information on TIP and SOM**

Channel	Anambra	Benue	Cross River	Edo	FCT	Kano	Lagos	Total	%
Paper/Mag	2	14	5	4	0	0	7	32	12%
Radio	18	8	13	4	14	15	1	73	27%
TV	13	0	9	10	7	1	0	40	15%
Billboards	4	1	4	2	1	0	0	12	4%
IEC	2	1	2	0	1	0	0	6	2%
NGO	2	0	2	3	0	1	0	8	3%
colleagues	2	2	3	0	2	1	0	9	3%
Rel/comm. leaders	4	0	4	3	4	2	0	17	6%
Teachers	2	2	3	3	0	0	0	10	4%
Mixed channel	11	8	1	5	12	3	24	64	24%

Distinctive patterns of respondents' preferred mode for disseminating information on TIP and SOM were noted across the project states as shown on **table 5** with 18 respondents in Anambra, 13 in Cross River, 14 in the FCT and 15 in Kano choosing radio as the most effective channel. 15% respondents chose Television with Edo state topping the list (15), while Benue led the pack of 12% respondents who said newspapers and magazines are very effective channels of information. This does not seem to tally with earlier result where most respondents said they first learn about TIP and SOM through the television.

Another significant number, 24% of respondents mostly from Lagos state, chose a mixed channel including workshops, seminars, conferences, outreach programmes and interpersonal communication (IPC) as most effective sources for obtaining information on TIP and SOM. This according to them is based on the fact that different sectors of the society cannot be reached with one channel. They argued that those in rural areas will be better reached through radio, town criers, town hall meetings, community based organizations etc. A point worthy of note here is that popular

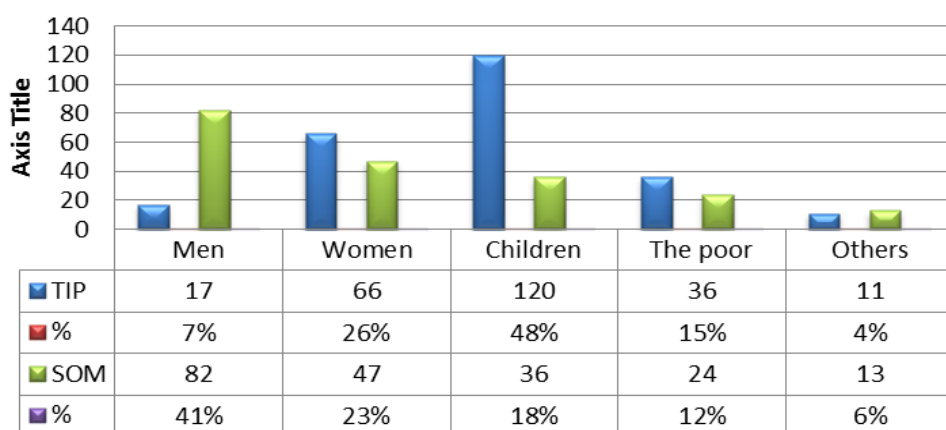
sources of information which is often highly rated, like billboards, IEC materials, and NGO activities were rated very low as sources of obtaining information on TIP and SOM.

### 3.4. ATTITUDES AND PERCEPTIONS ON TIP AND SOM

#### 3.4.1. Most Vulnerable Groups to TIP and SOM

This section sought to find out which group of the population is most vulnerable to TIP and SOM, why people engage in human trafficking and smuggling of humans as well as people's attitudes and perceptions of TIP and SOM victims.

**Fig 14: Most vulnerable groups to TIP and SOM**



**Fig 14** captures groups or populations most vulnerable to TIP and SOM. As shown, nearly half of the sample population totaling 120 or 48%, unanimously agreed that children both boys and girls between ages 6 to 18 are

most vulnerable to TIP or human/child trafficking. Conversely, 41% respondents' said men are most vulnerable to SOM due to the fact that smuggling of humans involves illegal transportation of persons and is mainly voluntary and with consent of the 'victim.' According to them, young men within the 19 and 35 age range are more prone to engaging in illegal travels due to a variety of reasons. A significant number, 66 making up 26% however, said that women are more vulnerable to TIP while 47 respondents' or 23% also agreed that women are the most vulnerable groups to SOM, especially, young women between the ages of 19 to 35. Interestingly, only 15% and 12% respondents respectively said the poor are most vulnerable to TIP and SOM. This revelation seems to debunk the widely held view that poverty is the root cause of human trafficking!

**Table 6: Attitudes and perceptions on TIP and SOM**

Q20- Which groups of the population do you think is the most vulnerable to TIP?						Q21- Which groups of the population do you think is the most vulnerable to SOM?				
LOCATION	Men 19 – 35	Women 19 – 35	Children 6 – 18	The poor	Others	Men 19 – 35	Women, 19 – 35	Children 6 – 18	The poor	Others
Anambra	3	11	27	2	1	20	6	7	2	0
Benue	2	11	14	4	3	12	4	2	4	3
Cross River	1	9	22	7	3	16	10	8	4	2
Edo	2	15	11	5	0	14	7	2	2	0
FCT	5	21	13	5	0	7	16	7	3	0
Kano	0	1	11	10	3	4	2	6	7	6
Lagos	4	6	30	3	0	9	2	4	3	0
Total	17	74	120	36	11	82	47	36	24	13

The above analysis tallies with responses obtained from participants across the states as captured on **table 6**. It shows that respondents in Anambra, Benue and Cross River all agreed that children are more vulnerable to TIP and also shared the knowledge that men are most vulnerable to SOM. On the other hand, respondents in the FCT, Edo and Kano states all agreed that women are most vulnerable to TIP. Four out of the six states viz; Anambra, Benue, Cross River, Edo and Lagos all said that men are most vulnerable to SOM. Only Kano state agreed that poverty might be a significant factor thus making the poor most vulnerable to SOM.

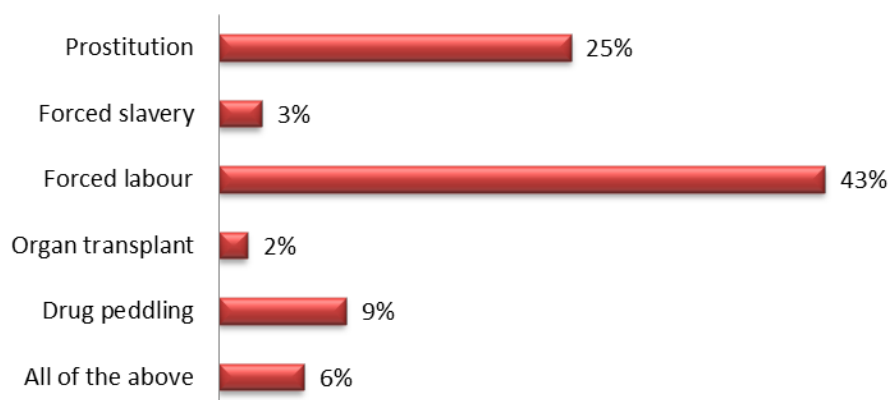
### 3.4.2. Purpose of TIP/SOM

Respondents unanimously identified forced labour as the main purpose of TIP and SOM with prostitution following closely as noted in **fig 15** where most respondents numbering 43% attested to this fact. Prostitution is at 25%. Only 9% said some of the victims are used for drug peddling and a further 6% think they are used for all of the options. It is pertinent to note that this response seems to be geared towards human trafficking where respondents said involves use of force or coercion or deceit to lure

innocent people away from their familiar grounds for purposes of making money for the perpetrators.

Respondents were also asked whether they knew any victims of TIP or SOM and how these victims were perceived in the communities after they have been successfully returned to their families. Most respondents know someone who has been a victim

**Fig 15: Main purpose of TIP and SOM**



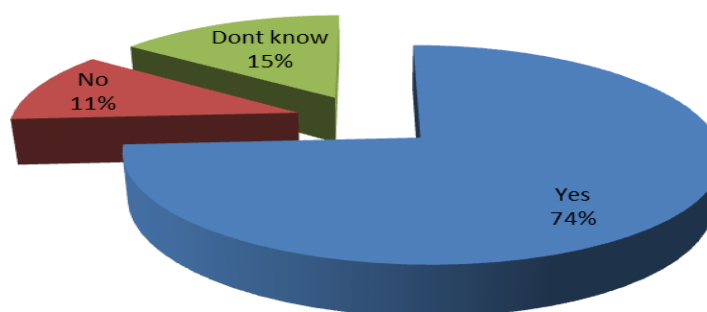
mainly through the media. Only very few know such victims personally. Opinions however differ on the perception of victims after their rescue. Some respondents said the victims are well received by their families while others feel that

some of the victims actually faced stigma and discrimination forcing them in a few cases to relocate from their communities.

### 3.4.3. Linkage between TIP/SOM and HIV/AIDS

Although majority of respondents agreed that victims of TIP and SOM are mainly used for forced labour, however, nearly all the respondents' totaling 74% said there is a close link between TIP, SOM and HIV. This according to them is due to the fact that victims of TIP and SOM are often exploited, abused and exposed to unprotected sex either willingly or

**Fig 16: Linkage between TIP/SOM and HIV**



by force, thereby risking exposure to HIV/AIDS and other STIs. This lends credence to the reasons adduced earlier on why TIP/SOM victims usually face stigma and

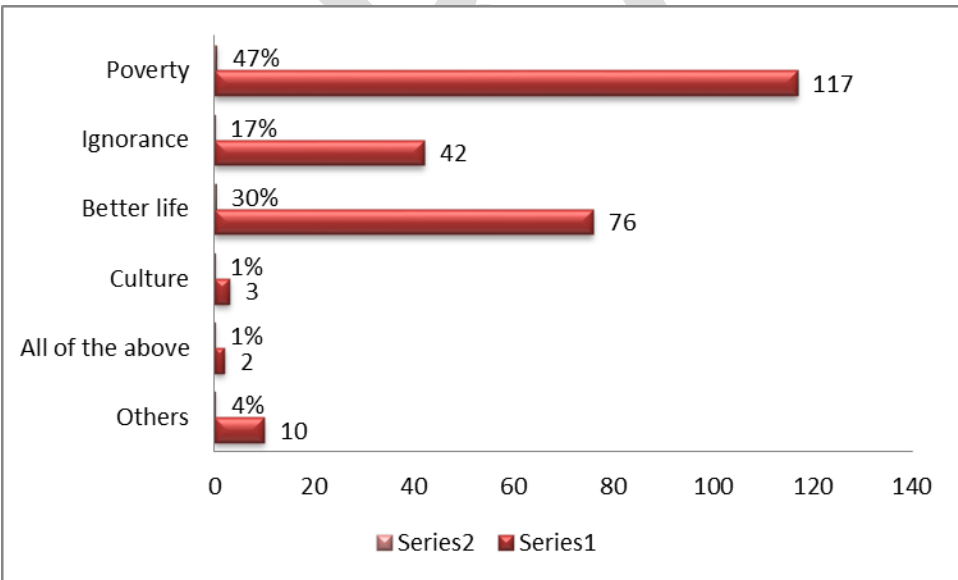
discrimination when they are returned because of the fear that they may be HIV positive.

It is estimated that nearly 7,500 people are infected with HIV daily and 5,000 die from AIDS related complications. Nigeria still ranks third as the country with highest HIV rates falling behind India and South Africa. Having established that HIV is still a relevant issue in the country and 25% of respondent have also attributed the main purpose of TIP/SOM to prostitution, it became imperative to explore the linkages between these concepts.

3.4.4. Motivating Factors for TIP and SOM

It is estimated that 1.3 billion people are living in poverty worldwide which means that 1 in 5 of the world's population are poor. In Nigeria, 50% of the population are said to be officially poor while 70% live below one dollar a day. Little wonder that poverty, accounting for 47%, tops the list of reasons why people agree to be trafficked or smuggled. This is in line with the assertion that poverty and lack of employment opportunities push a major segment of Nigeria's population to seek alternatives for better livelihood prospects for themselves and their families. The survey explored some of the factors that motivated people to be smuggled or trafficked as shown below.

Fig 17: Main motivating factor for trafficked or smuggled victims



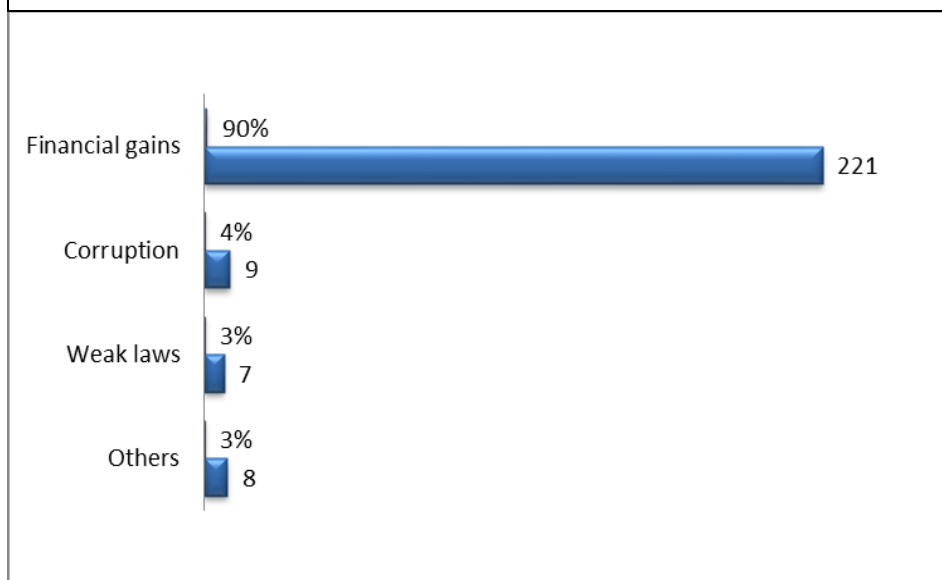
A total of 117 respondents making up 47% agreed that poverty is the main motivating factor why people allow themselves to be trafficked or smuggled as seen in **fig 17**. This seems to differ from early assertion where

respondents said that poverty is not the main reason for TIP. 76 respondents making up 30% agree that the quest for better life is also a motivating factor for victims of TIP



and SOM, 17% attributed it to ignorance adding that most victims do not know what they are getting into until it is too late. Importantly, only 1% sees cultural practices and beliefs as a motivating factor in pushing people into human trafficking or human smuggling.

**Fig 18: Motivating factors for the trafficker or smuggler**



On the other hand, nearly all the respondents totaling 221 or 90% are of the consensus that perpetrators of TIP and SOM do it purely for financial gains as captured in **fig 18**. They opined that the traffickers or smugglers lure their victims with promises of better life for them while in reality they are exploited and abused for their selfish interest.

Although, it has often been said that most perpetrators of TIP and SOM elude the long arm of the law due to corrupt practices of law enforcement agents, however, respondents did not see this as a factor accounting for only 4%.

### 3.4.5. Exploring link between 'house help' syndrome and TIP/SOM

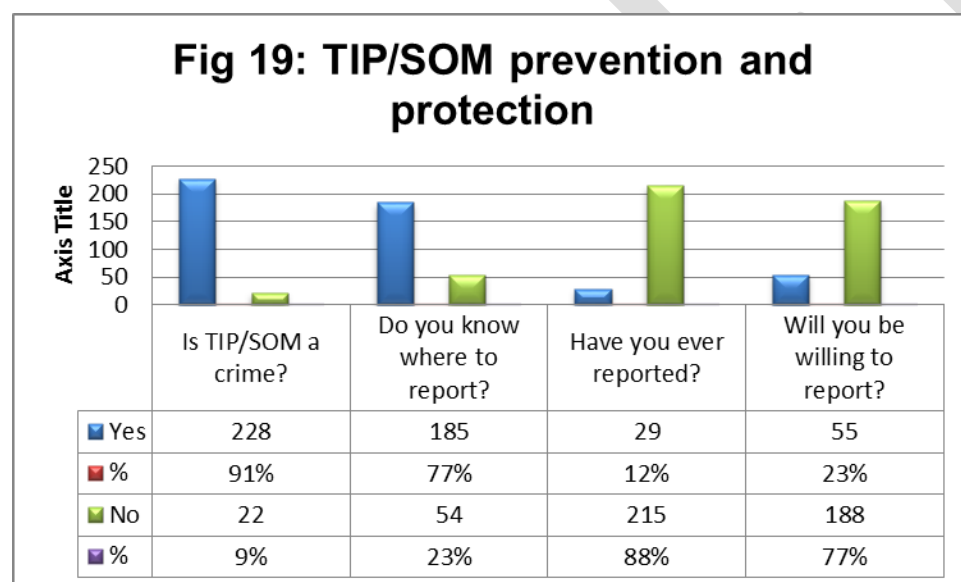
The recruitment of domestic help as nanny, house help, steward, cook, gardener etc is a common feature in Nigerian homes. High cost of living coupled with dwindling economy and global economic meltdown meant that more and more women are taking up paid employment outside their homes thereby relying more on domestic help. The use of domestic help according to majority of the respondents can easily become an avenue for perpetrating TIP and SOM. They said this is because house helps are usually recruited from remote villages, rural areas and sometimes from neighbouring countries with promises of lucrative jobs only for them to find themselves at the mercy of the 'agents' who recruited them. They are often maltreated, exploited, sexually abused and 'shopped' from one employer to the other.

### 3.5. VICTIM ASSISTANCE, PROTECTION AND PREVENTION

Victims of TIP and SOM or witnesses of smuggling and trafficking have been identified as key beneficiaries of the UNODC project on Promoting Better Management of Migration in Nigeria. The section on victims' assistance, protection and prevention sought to determine how cases of TIP and SOM can be prevented, what measures are available to protect victims and what efforts have been made in assisting victims.

#### 3.5.1. Reporting TIP/SOM

Majority of respondents accounting for 91% of the sample population unanimously agreed that TIP and SOM are 'crimes against humanity' which should be condemned in its entirety. They argued that since the act involves use of coercion, force, and illegality, it is therefore against the laws of the land as it infringes on the fundamental human rights of the victims.



When asked whether they know where to report cases of TIP or SOM, 77% of the respondents responded in the affirmative. Nearly all the respondents cited the police station as the place to report a

case of TIP or SOM. The response to the question on whether they have ever reported any case of TIP and SOM was not so positive as only 23% have ever reported. For the overwhelming 77% who responded in the negative reasoned that although they deemed TIP and SOM a crime and know where to report, but they claim that the police is not to be 'trusted.' Others claimed that reporting any matter to the police 'is a waste of time' because the perpetrators will never be brought to book. Ironically, 88% of the respondents said they are willing to report if their confidentiality will be assured.

### 3.5.2. Protecting and Assisting Victims' of TIP/SOM

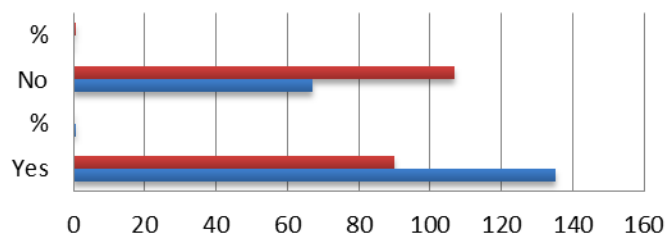
A significant number of respondents (65%) said they don't know any victims of TIP or SOM personally, except those who were deported and were paraded on television. The few respondents (35%) who know victims personally are mainly those from ministries and agencies, NGOs and law enforcement officers including police and immigration officers who deal directly with the victims. Other category of respondents, have not had any direct contact with victims. However, there seems to be a consensus regarding victims' assistance and protection. A few of the respondents who work directly with NAPTIP are of the opinion that victims are adequately assisted, that they are resettled and rehabilitated and empowered to lead an independent life. This opinion is not shared by a majority of respondents who feel that both NAPTIP and the government are not doing enough to assist the victims'. They suggested that government should provide free education, job opportunities, set up skills acquisition centres and more rehabilitation centres as a way to tackle the menace of TIP and SOM. Other respondents think organizations like WOTCLEF is actually doing more in areas of victim rehabilitation and resettlement

### 3.6. POLICY AND LEGISLATION ON TIP AND SOM

#### 3.6.1. Knowledge of Laws and Legislation against TIP and SOM

The respondents totalling 135 (63%) know of policies and legislations against TIP and SOM. Most of them have never seen the laws but reasoned that since it is a crime,

**Fig 20: Laws and Legislation on TIP/SOM**



	Yes	%	No	%
Are these laws available?	90	45%	107	55%
Do you know of anti TIP/SOM laws?	135	63%	67	33%

there must be laws enacted to tackle it. 33% said they know of no such laws. Out of the population that reported existence of the trafficking laws, 55% said that the laws are not readily available. They therefore suggested such laws and legislation should be made available in

public places and offices and should be translated into local languages and in 'pidgin english.'

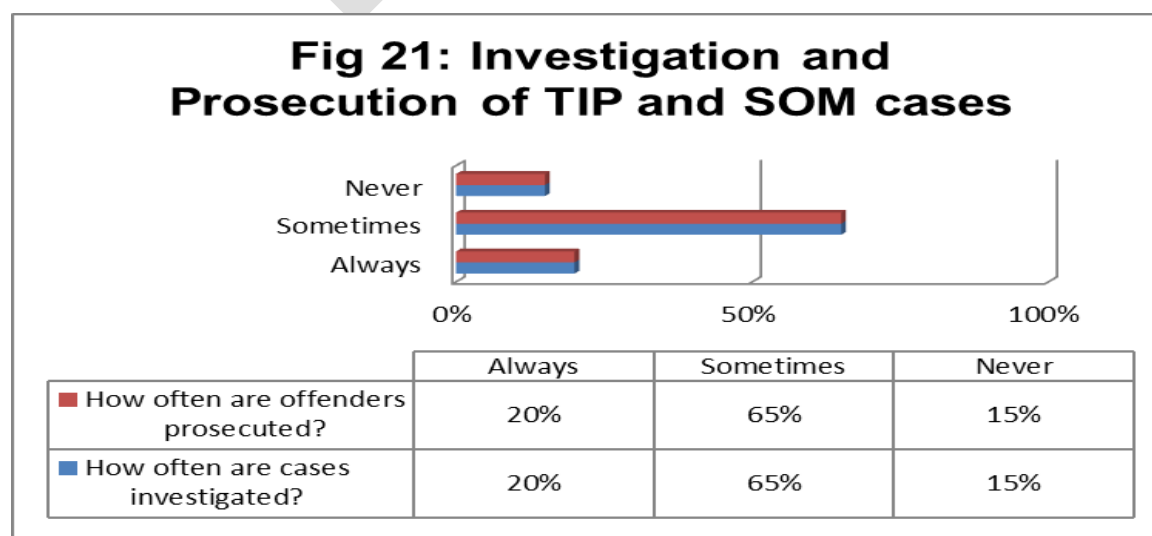
Some interesting results were obtained across the states concerning the availability of anti-trafficking laws and existence of such laws. Majority of respondents in Cross River, Edo, Kano and the FCT all said they know of laws and legislations against TIP and asserted that these laws are readily available. Of interest is the fact that almost equal number of respondents in Cross River who know of the existence of such laws also said the laws are not readily available in the public domain.

**Table 7: Law Enforcement Policy/Legislation on TIP and SOM**

Location	Do you know any laws against TIP and SOM?		Are these laws readily available to the public?	
	Yes	No	Yes	No
Anambra	17	12	6	20
Benue	9	16	2	6
Cross River	28	9	9	29
Edo	24	10	18	14
FCT	20	13	25	11
Kano	22	1	2	17
Lagos	15	6	28	10
<b>TOTAL</b>	<b>135</b>	<b>67</b>	<b>90</b>	<b>107</b>
<b>%</b>	<b>63%</b>	<b>33%</b>	<b>45%</b>	<b>55%</b>

### 3.6.2. Investigation and Prosecution of TIP and SOM Cases

**Fig 21** presents participants opinion on the regularity of prosecuting or investigating



cases of TIP and SOM. There is equal responses for frequency of investigating and prosecuting TIP and SOM cases. 65% of respondents agreed that TIP and SOM cases are sometimes investigated and prosecuted, stating that this is not a regular occurrence. Only 15% disagreed. This is a further confirmation of respondents lack of confidence in law enforcement officers ability to tackle issues of TIP and SOM.

DRAFT

## **SECTION FOUR**

### **MEDIA MESSAGING AND CONTENT ANALYSIS ON TIP/SOM**

#### **4.1. Preamble**

The media has a key role to play in raising awareness to combat the trafficking in persons (TIP) and smuggling of migrants (SOM) by mobilizing public support against the menace and shaping public opinion in dealing with both victims and perpetrators. Due to its reach and influence, the media is a powerful tool for social change. By writing an article or broadcasting an item on TIP and SOM, the media not only raises awareness of dangerous organized criminal activity, but also sheds light on illegal activities that is largely clandestine. The media has a key role to play in preventing TIP and SOM by reporting cases of interceptions and prosecutions of perpetrators to serve as a deterrent to those planning to embark on such criminal activities. Moreover, reports of rescues or failed smuggling and trafficking attempts can deter people from falling into the hands of smugglers and traffickers.

Despite the important role of the media in combating TIP and SOM, it is disheartening to note that some journalists and media outlets are not adequately aware of these issues and do not have understanding of the scope of the problem. As a result, some media coverage confuses the trafficking in persons with other human rights abuse issues and sometimes muddles up smuggling of migrants with human trafficking. Also, when cases of TIP and SOM are not responsibly reported in the media, it can have a counter effect thus leading to increase in the crime and putting victims at risk.

##### **4.1.1. Purpose**

A key mandate of this survey was to evaluate the available messages on TIP and SOM in the public domain to determine its content and appropriateness. In order to meet this objective, Media reports on TIP and SOM in both electronic and print were analysed and investigated to ascertain the news value or prominence. The scope of this assignment focused on news coverage of TIP and SOM in comparison with other related stories. The stories were analysed in terms of their frequency, placement or prominence and proximity.

##### **4.1.2. Methodology/Application**

Several 'home videos' were sampled for this exercise while the Nigerian national dailies sampled included The Punch, The Nation, ThisDay and Agency News (NAN) covering the period January 2011 to April 2012. The papers are urban based but have wide readership even in the rural communities. Straight news including feature articles was analysed and coded according to the following variables;

- Name of the paper or film/video
- Type of story (News/features, etc)
- Prominence in terms of placement (front page or other pages)
- Frequency (No of films, videos and articles devoted to TIP and SOM)
- Proximity (dateline or geographical location)

#### **4.2. Channel and Type of Stories**

As indicated on **table 8**, most of the newspaper stories sampled in the report under review, are mainly news items with just one being a features article. Probing the news articles further, it was discovered that the stories were derived from courtesy calls especially by NAPTIP officials to policy makers or other important personalities. In terms of proximity, the news covered mostly national news even though cases of human trafficking are rampant in the rural areas. Analysis of the news coverage shows that print and electronic news on TIP and SOM did not provide the audience with information on how they can act or help in preventing and reporting cases of TIP and SOM.

In terms of frequency, most of the news items did not make front page. An explanation proffered here could be that because most of TIP or SOM news are not 'sensational' they might not easily make front page news. Sensational' stories are those which involved prominent people in the society or people considered rich. It also covers stories that caused great misfortune like death or grievous bodily harm to the victims. News like these are always considered 'hard news' or spot news because the media considers them important and interesting. Non sensational news are those that did not involve prominent people or influential in the community and did not result to death or injury. National news refer to events that happen at the national level or in the state capitals while local news are events that happen in the communities.



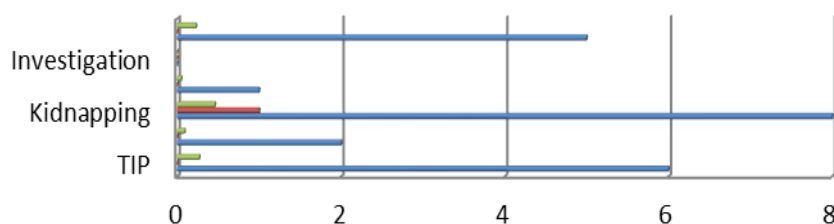
**Table 8: Analysis of Media reports on TIP and SOM**

<b>THISDAY Newspaper</b>					
<b>Date</b>	<b>Prominence</b>	<b>News Type</b>	<b>Focus</b>	<b>Frequency</b>	<b>Proximity</b>
Jan 28, 2012	8	News	Human trafficking	1	National
Jan 18, 2012	41	News	Kidnapping	1	National
Mar 15, 19, 2012	6 & 12	News	Kidnapping	2	National
Sept 3, 16, 6, 2011	9, 46 & 3	News	Kidnapping	1	National
Oct 18, 2011	8	News	Kidnapping	1	National
Nov 16, 2011	9	News	Smuggling of migrants	1	International
<b>THE NATION</b>					
Mar 8, 2012	16	News	Kidnapping	1	National
April 6, 29, 2012	10 & 58	News	Kidnapping	1	National
April 8, 2012	8, 14 & 15	Features	Human trafficking	1	National
<b>PUNCH Newspapers</b>					
Feb 24, 2012	10	News	Human trafficking	1	National
Mar 19	4	News	Kidnapping	1	National
Oct 3, 2011	11	News	Kidnapping	1	National
Nov 14, 2011	12	News	Prostitution	1	National
<b>AGENCY NEWS</b>					
April 22, 2012		News	Human Trafficking	1	National
Mar 7, 2012		News	Human Trafficking	1	National
Sept 15, 2011		News	Child trafficking	1	National
Mar 13, 2012		News	Smuggling of migrants	1	International
Mar 2, 2012		News	Appointment of trial judges	1	National

### 4.3. Prominence and Placement

An analysis of how news stories were given prominence in the newspapers surveyed as captured on **Fig 22** shows that no stories on TIP and SOM made the front pages in the period under review while one story on kidnapping made headline news in the

**Fig 22: Prominence of stories on TIP and SOM**



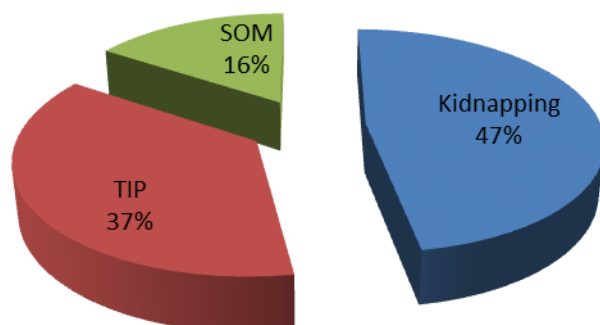
	TIP	SOM	Kidnapping	Prosecution	Investigation	Others
%	27%	9%	46%	5%	0%	23%
Front page	0	0	1	0	0	0
Other pages	6	2	8	1	0	5

same period. Probing further, it was discovered that the kidnapping story that made page one involved a high profile personality. This analysis shows that although TIP and SOM have been identified as serious crimes, however, media coverage on these issues are still very low.

### 4.4. Frequency of News Coverage

In order to determine how issues of TIP and SOM are covered in the media, the survey analysed frequency of media coverage on TIP and SOM in relation to how other related stories are covered.

**Fig 23: Frequency of newstories on TIP and SOM**



the survey analysed frequency of media coverage on TIP and SOM in relation to how other related stories are covered. **Fig 23** shows that within the reporting period, only 16% of news related to SOM and 37% to TIP were covered while kidnapping got a higher chunk of coverage accounting

for 47%. This maybe attributable to the period of the review which was at a time when kidnapping was very rampant in the country. Besides, kidnapping stories are often times ‘sensational’ involving high profile persons and may sometimes result to grievous injury or death.

## 5.0. BROADCAST MEDIA

Unlike in the print media, not many media broadcast programmes including “home videos” in Nigeria focus on TIP and SOM. Analyses of broadcast media outputs indicate that focus on TIP and SOM themes are scanty. A visit to the National Video and Film Censors Board (NVFCB) to analyse videos and films produced in English in Nigeria bordering on TIP and SOM achieved little result. TIP and SOM themed productions are not a priority. Apart from ***Madam Export***, a TV series currently running, no programme on TV focuses on TIP and SOM issues.

However, local language films showed more prospects in focusing on human trafficking and smuggling issues. The award winning ***Ebuwa***, produced by Lancelot Oduwa Imaseun in Bini Language is perhaps a reference in local language video on TIP and SOM. ***Ebuwa*** highlights issues on human trafficking and smuggling. This study however did not focus on local language movie productions.

Foreign broadcast channels like ***CNN*** and ***Aljazeera*** curiously produce more programmes on TIP and SOM than Nigeria local stations and producers. The CNN Freedom Project especially is a major reference. The Freedom Project is CNN's effort in “joining the fight to end modern-day slavery by shining a spotlight on the horrors of modern-day slavery, amplifying the voices of victims, highlighting success stories and helping unravel the complicated tangle of criminal enterprises trading in human life”. Aljazeera's People and Power did a series on human trafficking in Nigeria. Titled The Nigerian Connection, the programme producers “investigated the plight of African women caught up in a web of organized crime, prostitution and people trafficking.”

## SECTION FIVE: FOCUS GROUP DISCUSSIONS (FGD)

### 5.1. Introduction

In March and April 2012, the project commissioned a qualitative research to assess the level of knowledge and awareness on Trafficking in Persons (TIP) and Smuggling of Migrants (SOM) in six Nigerian states of Anambra, Benue, Cross River, Edo, Kano, Lagos and the FCT. Findings from the survey will provide guidelines and recommendations for an effective, holistic and measurable awareness raising campaign in accordance with “tried and tested” approaches and contextual realities. UNODC in collaboration with national and international partners, including NAPTIP is implementing a project on “Promoting Better Management of Migration in Nigeria focused on combating and reducing irregular migration that occurs through TIP and SOM among others. Specifically, the project aims to strengthen the national capacity to better combat TIP and SOM in order to maximize the development potential of migration.



*Pix 1: Interactive session with FGD participants in Benin, Edo state*

In addition to Key Informant Interviews (KIIs) the research utilized Focus Group Discussions (FGDs) to probe deeper in order to obtain respondents’ knowledge, perspectives and attitudes about issues of TIP and SOM. Ten separate FGDs composed of adult males and females, youth males and females and secondary school students, yielded specific findings and showed similarity of ideas and thoughts despite differences in sex, age, level of education and location.

The discussions highlighted participants’ level of awareness depicting respondents’ knowledge of TIP, SOM, meaning, mandate and activities of NAPTIP, attitude towards

victims of TIP and SOM, and social and economic issues around TIP and SOM among others. It reinforced the fact that gaps existed in respondents' understanding of issues around TIP and SOM, and activities by government agencies to eradicate the practice.

## 5.2. Methodology

The Focus Group Discussion Guide was adapted from the tool used for the KII assessment of individual respondents. The tool was reviewed by the consultants with inputs from NAPTIP and UNODC officers to ensure clarity of conceptual content, linguistic phrasing and order in line with FGD requirements and pre-tested on segment of Civil Society Organizations (CSOs) in Edo State. Feedback from the pre-test was incorporated to enrich the tool and adjustment made where necessary.

## 5.3. Demographic Profile of FGD Respondents

**Table 9: Type and number of FGD participants in each group according to location**

Location	Secondary School Students		CSOs	
	Male	Female	Male	Female
Anambra	-	12	6	5
Benue	-	-	5	2
Cross River	8	4	6	4
Edo	-	13	6	6
Lagos	5	5	-	-
Kano	-	-	6	9
FCT, Abuja	-	-	9	2
<b>Total</b>	<b>13</b>	<b>34</b>	<b>38</b>	<b>28</b>

**5.3.1. Sample Population:** The study had set out to conduct two FGDs per location (one secondary school and with CSO homogenous group) across the locations. However, due to logistics and time constraints, 10 FGD sessions were held comprising two different sub groups; secondary school students in JSS 1 and SS2 and a homogenous group made up of CSOs, NGOs, CBOs, Okada riders, traders, artisans among others. The participants were selected to meet the criteria for age, gender, occupation, location, organization and educational qualification forming a convenience sample.

**5.3.2. Gender Representation:** The gender composition of the FGD participants is shown on **Table 10**. As shown, FGDs were held with secondary students in Anambra (all female school), Cross River, Edo and Lagos while group sessions were held in all the states except Lagos. In all, 51 males and 62 females participated in the FGD sessions making a total of 113 respondents.



## 5.4. KEY FINDINGS

The findings of this report presents group members responses to each of the FGD guide questions which was organized into six main topical areas namely; (1) General knowledge and Understanding of TIP and SOM, (2) Knowledge and Understanding of NAPTIP and its activities, (3) TIP and SOM Awareness and Sources of Information, (4) Attitudes and Perceptions on TIP and SOM, (5) Victim Assistance, Prevention and Protection, (6) Law Enforcement Policy/Legislation on TIP and SOM

Responses for each of the question are aggregated for all the groups and the synthesized findings presented, described and summarized. Tables are used to show questions with numerical or countable responses in order to provide the range and attitudinal similarity or differences across the groups. The responses also covered group members' responses through body language such as head nodding, and verbatim quotes of respondents.

### 5.4.1. General Knowledge and Understanding of TIP and SOM

The majority of respondents across the two sub-groups have heard of the term *Trafficking In Persons (TIP)* in each location, and in each sub-group. However, the



**Pix 2: Student FGD participants in Lagos state**

same cannot be said for *Smuggling Of Migrants*. Majority of respondents have not heard of the term, SOM. In a secondary school in Anambra state, only one of the students has ever heard of the term SOM. The only location

where majority of respondents have heard of SOM is in the Cross River FGD session.

It may be instructive to mention that majority of respondents in this location work or have done some work in the areas of migration so can be said to be knowledgeable in that area. The mass media, especially TV and radio play important role in disseminating information about TIP and SOM. Majority of respondents, who have heard of or learnt about TIP or SOM, did so through the mass media. In all locations, TV and radio were mentioned as media of information for respondents. Lessons in schools and the school curriculum in general were mentioned by many students as means through which they learnt about or heard of TIP or SOM.,

**Understanding TIP/SOM:** While many respondents have heard of the term TIP, and a few have heard of SOM, not many respondents could correctly define TIP or SOM. When asked about the meaning of TIP, some of the responses include:

- *“Taking vulnerable children or women with a promise of a better future”*
- *“Recruitment, harbouring and transferring of persons from one country to another for the purpose of slavery/and adoption”*
- *“The recruitment of persons for hard labour”*
- *“Illegal buying or selling of slaves”*
- *“TIP is the illegal act of buying or selling of human beings or children for the purpose of prostitution”*
- *“A situation where someone is carried from Nigeria to another country for prostitution”*
- *“Migration of people under certain pretext like “I’m going to send you to school, etc.”*
- *“TIP means the movement of people from one place to another with an undisclosed intention”*
- *“Illegal way of luring someone out of his place of abode to do something illegal”*
- *“Refers to illegal movement of persons from one location to another for an unlawful act not disclosed”.*

For some of the respondents who have heard about SOM, some of their definitions include:

- *“Taking something into your body to destroy your system (drugs)”*
- *“Involves movement of persons from areas of low economic activity to areas of high economic activity”*
- *“Illegal entry of migrants through illegal routes”*
- *“SOM is the illegal movement of people through legal or illegal routes involving illegal payments”*



- *“Transporting of person through any means of transport and transported as stoway”*
- *“Movement of a people within a country or outside a country illegally, sometimes fake documents are used to evade immigration officials”*
- *“Bringing someone into a state which is not approved by a government or country”*
- *“Process where someone is put into something and hidden and transported to another country or state without approval”*
- *“Illegal transportation of human beings to another state”*



**Pix 3: KII respondents in Kuje Area Council of the FCT**

From the definitions proffered by respondents, it is obvious that some gaps exist in respondents understanding of the correct definitions of TIP and SOM.

**Difference between TIP and SOM:** When asked about the difference between TIP and SOM, the responses were as varied as the respondents. Some of the responses are:

- *“TIP is exploitation and labour, SOM is illegal entry or exit”*
- *“There is deception in TIP. SOM is usually deceptive, victim has a false belief. SOM has consent, TIP doesn’t have”*
- *“TIP is inter-state. SOM is transnational”*
- *“There is no marked difference”*
- *“Difference lies in technicalities. SOM lies in defrauding the government. TIP is on the abuse of the person being trafficked”*
- *“SOM is hidden transportation. TIP is (open) transportation”*

Generality of respondents agree that TIP and SOM are problems in Nigeria that require urgent attention and action by all stakeholders including the government. According to a respondent, *“SOM has (negative) effect on the nation and individuals involved (the victims). For the nation, it brings negative image and imported diseases by victims. For the victim, it brings sexually Transmitted Infections (STIs), mental breakdown and HIV/AIDS”*. Agreeing with the position that TIP and SOM are problems to the nation, a respondent posits that, *“the entire process is human degradation – forced labour, prostitution”*.

#### **5.4.2. Knowledge and Understanding of NAPTIP and its activities**

Especially in trafficking-endemic states like Edo, NAPTIP has been heard of by majority of respondents. When asked if they have heard of the term NAPTIP, many respondents answered in the affirmative. It is however important to mention that respondents' hearing of NAPTIP does not necessarily translate to respondents' ability to correctly define NAPTIP, explain their roles in combating TIP and SOM or express satisfaction with NAPTIP's work.

While some respondents have general knowledge of the activities of NAPTIP, only a handful of respondents could correctly define the term NAPTIP. Some definitions of NAPTIP include:

- *“Nigerian Association of Trafficking in Persons”*
- *“Nigeria Agency of People Traffickers”*

For many who attempted to define NAPTIP, there was a constant confusion of the term “trafficking” for “traffic”. Many respondents used “trafficking” as against “traffic”. Also, many respondents did not know about “And Other Related Matters” in NAPTIP's definition. The few who had good ideas about NAPTIP defined as “National Agency for the Prohibition of Trafficking in Persons”. For respondents who have heard of NAPTIP or can attempt a definition of it, there is a general idea of what NAPTIP does. Respondents recognise that it is an *“agency of government established to prosecute or fight traffickers and rehabilitate victims... NAPTIP fight traffickers...”*

**Assessment of NAPTIP:** NAPTIP's effort at combating human trafficking and smuggling, generally speaking, is well rated by respondents except for the Cross River FGD group who said that NAPTIP is performing poorly because of lack of presence in Calabar the state capital. NAPTIP zonal office is located in Akwa Ibom state. Similar complaints were recorded in Anambra where participants also complained of the lack of NAPTIP presence in the state as the zonal office is located in Enugu. Many

respondents in the Cross River and Anambra FGD group argue that the absence of NAPTIP office in their states hinders the work of NAPTIP and NGOs working to combat human trafficking. This they said is impacting negatively on the Agency's efforts. One respondent said, the *"absence of a Cross River State office (of NAPTIP) hinders the work...., and NAPTIP is not on ground as should be..."*

Another respondent in the Makurdi FGD group in assessing NAPTIP's efforts argued that, *"...much of the work of NAPTIP is understood by people who live in urban areas. The people who need NAPTIP most live in rural areas, and they are not adequately enlightened on the dangers of TIP. The practice of human trafficking is common in rural areas; the activities of NAPTIP would be more effective in rural areas"*. The respondent however scored NAPTIP above average in its activities.

On the question, "what can be done to enhance NAPTIP's work?", responses to this question were varied. Thoughts and answers range from the "physical to the spiritual".



**Pix 4: Group picture of FGD participants in Calabar, Cross River state with NAPTIP team and consultants**

A respondent argued that *"prayer"* remains the best thing NAPTIP can do to enhance its work. Generality of respondents however say that having NAPTIP offices in local government areas, forming school clubs and partnering with the media and CSOs are critical factors in enhancing the work of NAPTIP.

Effective border policing and collaborating with communities in border areas were also suggested as ways of improving the work of NAPTIP.

### 5.4.3. TIP and SOM Awareness and Sources of Information

Many respondents at the FGD sessions know of some public awareness campaigns on TIP and SOM. They listed jingles and regular programmes in the broadcast media, handbills and posters as some of the tools that have helped raise respondents' awareness on TIP and SOM. While some respondents argue that these awareness campaigns are effective in reaching potential victims, others think otherwise. Some respondents remember specific public awareness campaigns that were effective including:

- *"The red card (campaign) which targeted students..."*
- *"Billboard of a woman (talking about her plight), it worked"*
- *"Vacancy, Vacancy. It worked"*
- *"If your mama say make you go abroad, tell am say make she too go"*

Some respondents, who are of the opinion that the public awareness campaigns are not directed at potential victims, say that the language, frequency of broadcast and medium of the messages are inappropriate in reaching potential victims. According to some of them:

- *"It's not reaching potential victims. The jingles are on TV and English language, victims don't access TV easily"*
- *"Grossly insufficient. "Big grammar" is too much in the jingles. Use of town criers will be better"*
- *"Messages not getting to the target audience because of the sophistication of the message and medium. It is a behavioural issue that a one-off jingle or information is not enough. It should be consistent and intensive"*
- *"Employ various media depending on the type of audience-rural, urban. Use theatre for development for rural population. Set up local action committees to act as watchdog for NAPTIP".*
- *"Use local festivals to pass across messages. Use folklore, collaborate with GSM network providers to carry messages"*
- *"Form school clubs. Sensitise okada riders and also engage them. Use social media like "2go".*

**Sources of Information:** Many respondents agree that public awareness campaigns to tackle TIP and SOM are insufficient to address the scourge. Even respondents who argue that the public awareness campaigns are directed at potential victims agree that the campaigns are inadequate. They suggest increased frequency of messages especially in local languages of potential victims. Some respondents also suggest the



involvement of traditional leadership, religious bodies and use of community media (like theatre for development) in getting the message across to potential victims.

All respondents indicated interest in getting additional information on TIP and SOM, and volunteered contact information for this purpose.

#### 5.4.4. Attitudes and Perceptions on TIP and SOM

Respondents who work in combating irregular migration know people who are victims of TIP and SOM. Generally speaking, respondents opine that young women are more



**Pix 5: FGD participants in Anambra state in a group picture after the session**

vulnerable to TIP, while young men are more vulnerable to SOM. The ability for “foolish” risk taking in men compared to women is linked to this trend as SOM is trans-border thereby potentially more dangerous, some respondents argue.

There are mixed reactions on how

TIP or SOM traffickers and victims are regarded or treated, even in the same community. In the Benue FGD session for instance, there was no consensus among participants how victims and traffickers are treated. Below are some of participants’ reactions on the treatment or regard for victims and traffickers:

- *“Traffickers are stigmatized, not victims in my community”*
- *“They (victims) get sympathy of the community”*
- *“Traffickers are hailed and respected in my community. Victims who return and are “better” are also respected, but those who come back sick are disrespected and regarded as losers and failures”*
- *“Successful victims are treated as heroes”*

Lack of consensus of community attitude and perception towards traffickers and victims negatively impact collective response to TIP and SOM. This therefore in a way encourages the practice of TIP and SOM. It may also slow behavioural change efforts.

Respondents list poverty, quest for a better life, unemployment, ignorance and peer pressure as motivating factors for the trafficked or smuggled victim. Respondents argue that if standard of living in Nigeria is improved, cases of TIP and SOM will drastically reduce. For factors motivating traffickers and smugglers, majority of respondents agree that greed is a major factor. Demand for victims and request by victims to better their lives are also mentioned as motivating factors for smugglers and traffickers.

**Linkage between TIP/SOM and HIV:** Majority of respondents recognize the link between HIV and TIP/SOM. However, the trans-border nature of SOM and “foreign” concept of HIV gives a wrong correlation between HIV and SOM only among some respondents. These respondents are of the opinion that HIV infection is usually associated with victims of SOM, A few respondents therefore disassociated HIV from TIP victims.

**Relationship between house help syndrome and TIP/SOM:** Most of the respondents consider use of house-helps as an issue in trafficking in persons. Some respondents however argue that, “some (house) helps benefit from the practice (of TIP) by being taken away (from poverty)”. For respondents who disapprove the use of house-helps, sexual exploitation and unfair labour practices are major reasons for this disapproval. According to some respondents:

- *“Many a house help may be raped, work in inhuman conditions, (is) first to wake and last to sleep. They have stunted growth that lead to low self-esteem”*
- *“Some house helps are sexually exploited”*

For these reasons, these respondents argue that every effort should be put in place to abolish human trafficking.

#### **5.4.5. Victim Assistance, Prevention and Protection**

**Victim Protection:** Majority of respondents consider TIP and SOM a crime, and are therefore willing to assist victims by reporting the case and providing other forms of assistance. On why TIP and SOM are considered a crime, some respondents posit that:

- *“It brings diseases”*
- *“It is an illegal act”*
- *“People are forced against their wish”*

NAPTIP office, police station, Human Rights Commission, Social Welfare Department, the Church (office), traditional rulers and vigilante groups are some places respondents say they will report cases of TIP and SOM. However, some respondents were dissatisfied with the manner cases reported to the police authority were handled. Some respondents call a NAPTIP enforcement team independent of the police.



**Pix 6: Student FGD participants in Calabar, Cross River State**

**Victim Assistance:** Most of the FGD participating organisations working on eradicating human trafficking and smuggling have programmes on victim assistance. While some have social intervention programmes, others have sensitisation programmes all geared towards victim assistance. These organisations provide counselling, food and welfare support to victims. Majority of the organisations argue that the government is not

doing enough to assist and protect victims, nor is the government doing enough to assist organisations working on human trafficking and smuggling.

To assist victims, respondents suggest that government should:

- *“Properly and adequately fund NAPTIP”*
- *“Find the cause of trafficking and re-arranging the economy to discourage trafficking”*
- *“Institutionalize financial help. Make micro credit available (to victims)”*

- *“Institutionally strengthen NAPTIP, recruitment (or employment opportunities for youths).*
- *NAPTIP should set up a volunteer corps”*
- *“Create rehabilitation centres for victim empowerment”*
- *“NAPTIP should involve rescued victims in the fight (against trafficking and smuggling).*
- *Encourage sense of communal ownership of children”*

#### 5.4.6. Law Enforcement Policy/Legislation on TIP and SOM

**Victim Protection Measures:** Majority of respondents believe that there are laws and legislation against TIP and SOM. While some respondents may not readily point to an existing law, many respondents refer to the Child Rights Act arguing that the Act is against any form of abuse or exploitation of the Nigerian child.

When asked about the strictness of the anti-trafficking and smuggling laws to tackle TIP and SOM in Nigeria, many respondents opine that the law is strict enough. They however argue that poor and improper implementation or enforcement of the law is a major drawback in eradicating human trafficking and smuggling. Despite the successes recorded by NAPTIP in prosecution of traffickers and smugglers, some respondents still argue that offenders are rarely prosecuted.



**Pix 7: An FGD participant in Kano state making a point during the sessions**

Many respondents say the laws and Protocol on trafficking and smuggling in Nigeria is not readily available to the public. The respondents argue that the inaccessibility of the



law by the average Nigerian promotes mass ignorance, which ultimately negatively affects the fight against trafficking and smuggling. Respondents urge the government to make the laws more available and accessible, and also avail the laws in local languages for the benefit of the populace.

DRAFT

## SECTION SIX: KEY FINDINGS AND RECOMMENDATIONS

### 6.1. Key Findings

- There is more knowledge and awareness on TIP than on SOM. But there is a disconnect between knowledge and understanding of the two terms and most of the respondents often confuse TIP with SOM.
- A good number of respondents, especially in the states where NAPTIP has zonal offices, exhibited relative understanding of NAPTIP but there is no correspondent knowledge about NAPTIP's functions.
- There is general consensus on the linkage between trafficking in persons, smuggling of migrants and HIV/AIDS
- There is more awareness of TIP and SOM in the urban areas than in the rural areas where most victims originate from.
- Respondents' identified radio as the most effective channel for disseminating information on TIP and SOM.
- Media reports on TIP and SOM are relatively low and sometimes muddle up trafficking in persons with smuggling of migrants. This shows that some journalists and media outlets are not adequately aware of these issues and do not have understanding of the scope of the problem.
- Educational levels determine respondents level of knowledge of TIP and SOM
- There is need to communicate TIP/SOM messages in local languages and increase the frequency of messages in mass media channels used to engage stakeholders.
- Collective responsibility and response by all key stakeholders will lead to drastic reduction of TIP and SOM.

## **6.2. RECOMMENDATIONS**

In the light of the key findings above, the following recommendations are proffered for the different stakeholders;

### **National Agency for Prevention of Traffic in Persons and Other Related Matters (NAPTIP)**

- Scale up visibility of NAPTIP and its activities
- Assist NAPTIP create more grassroots presence. Establishment of offices in local government areas would be critical in this regard.
- Strengthen the capacity of NAPTIP officers in the state. Devise trainings and capacity-building programmes specially designed for officers in the state
- Strengthen NAPTIP's capacity to collaborate more with CSOs and other non state actors
- Strengthen the capacity of NAPTIP to produce effective IEC materials.
- Encourage state actors to implement provisions of laws and Protocols against human trafficking and smuggling. Many stakeholders identified non implementation of the law for being responsible for increase in cases of TIP and SOM

### **Nigerian Immigration Service (NIS)**

- Strengthen border policing capabilities of the Nigeria Immigration Service (NIS) with a view of reducing irregular migration and human trafficking
- Strengthen the capacity of NIS personnel in identifying potential trafficking and smuggling scenarios and responding appropriately.
- Strengthen the capacity of NIS officers especially in endemic states to assist trafficking and smuggling victims. It is important that victims are treated with empathy and not as suspects.
- Encourage more synergy among NIS and NAPTIP and other state actors, especially in the prosecution and conviction of suspects. The anti-trafficking units of NIS, NAPTIP, DSS and NPF need to act as a team. Information and intelligence sharing should be encouraged and strengthened among the services.

## **Civil Society Organizations**

- Strengthen the capacity of key CSO members across locations to manage reported cases of trafficking and smuggling in collaboration with NAPTIP. The most appropriate method of delivering sound capacity building process is through participatory learning to ensure ownership and greater participation.
- Conduct TOT and cascade the training on regular migration to the community level since most CSOs work in collaboration with CBOs
- Strengthen existing collaboration among the CSOs especially members of Network of CSOs against Child Trafficking, Abuse and Labour.

## **Community Based Organizations**

- Strengthen the mentoring programme and capacity of CBOs to train community members to serve as future peer educators.
- Support formal and informal platforms for sharing lessons learned and best practices among CBOs and victims on tackling TIP and SOM.

## **The Media**

- Conduct advocacy visits to media houses to facilitate buy in of stakeholders in support of regular migration and TIP and SOM reduction/eradication
- Carry out in depth orientation and sensitisation for media practitioners so as to engender proactivity in tackling human trafficking and smuggling in Nigeria
- Strengthen the capacity of the media to promote understanding and identify differences between regular and irregular migration, and important issues on TIP and SOM.

## **The Legislature**

- Domesticate the SOM Protocol
- Conference of Speakers of the State Houses of Assembly should regard TIP and SOM as important state matters in their respective states and put in place laws to address TIP and SOM.

- Provide effective oversight functions on agencies and services working on TIP and SOM including NAPTIP, NIS and NPF.

### **International Funders**

- Work and programming activities in TIP and SOM can be resource-consuming, funders are therefore encouraged not to be weary (funders apathy) in funding and support of activities to discourage TIP and SOM.

## **6.2. CHALLENGES**

- Time constraint was a factor in the conduct of this survey. Because enough time was not allocated to proper planning and logistics, in some states same participants were used for both FGD and KII (Benue, Kano and Anambra).
- Security concerns almost marred the exercise in Kano as all respondents had to be grouped in one venue for the KII which is not conducive for conducting a KII
- Issues of logistics concerning the FGD sessions where in some cases the sessions started behind schedule. Some participants could not participate in the sessions when they realized that there was no transportation refund for them, and many who took part expressed their displeasure at this.