



**UNODC**

United Nations Office on Drugs and Crime



Government of Afghanistan  
Ministry of Counter Narcotics

**April 2009**

## **Afghanistan Opium Price Monitoring Monthly Report**



**Ministry of Counter Narcotics, Islamic Republic of Afghanistan, Kabul  
And  
United Nations Office on Drugs and Crime, Kabul**

## **Summary**

- Opium prices are collected from 15 of 34 provinces. The prices are collected for dry and fresh opium from traders (Trader prices) and farmers (farm gate prices). Heroin and cannabis resin prices are also collected from Afghanistan and Peshawar, the nearest town in Pakistan.
- Dry opium prices
  - Average dry opium price at farm gate level is **USD 74/kg** compared to USD 98/kg in April 2008. This is the lowest price observed since September 2004.
  - Average dry opium price collected from traders is **USD 79/kg** compared to USD 108/kg in April 2008. This is the lowest price observed since September 2004.
  - Farm gate dry opium prices are showing decreasing trend since year 2004.
  - Since June 2007, prices in the Western and Eastern Regions are constantly higher than the prices in other regions. Increase in prices in the Eastern and Western Regions can be attributed to their strategic positions in trafficking bordering Iran and Pakistan. Prices in Southern and Northern region are consistently lower than other regions since last few months. Lower prices in Southern region can be explained by availability fresh opium and opium stocks with the farmers and drug dealers as a result of bumper opium production in 2007 and 2008. There is little opium produced in the north region in 2008.
- Fresh opium prices
  - Average fresh opium price at farm gate level is **USD 54/kg** compared to USD 78/kg in April 2008.
  - Average fresh opium price collected from traders is **USD 64/kg** compared to USD 87/kg in April 2008.
  - Fresh opium prices at farm gate level and collected from traders were well above USD 100/kg till early 2007. Later prices decreased drastically.
  - Fresh opium prices at farm gate and trader level were well above USD 100/kg till early 2007. Later prices decreased drastically. Price at farm gate level and price collected from traders in April 2009 are the lowest price ever recorded since UNODC started monitoring opium prices.
- Heroin and cannabis resin prices in Afghanistan
  - Average heroin price in Afghanistan is **USD 2,150/kg** compared to USD 2,438/kg in April 2008.
  - Average cannabis resin price in Afghanistan is **USD 49/kg** compared to USD 63/kg in April 2008.
- Heroin and Cannabis resin prices in Peshawar, Pakistan
  - Average heroin price in Pakistan is **USD 3,158/kg** compared to USD 3,254/kg in April 2008.
  - Average cannabis resin price in Pakistan is **USD 248/kg** compared to USD 403/kg in March 2008.

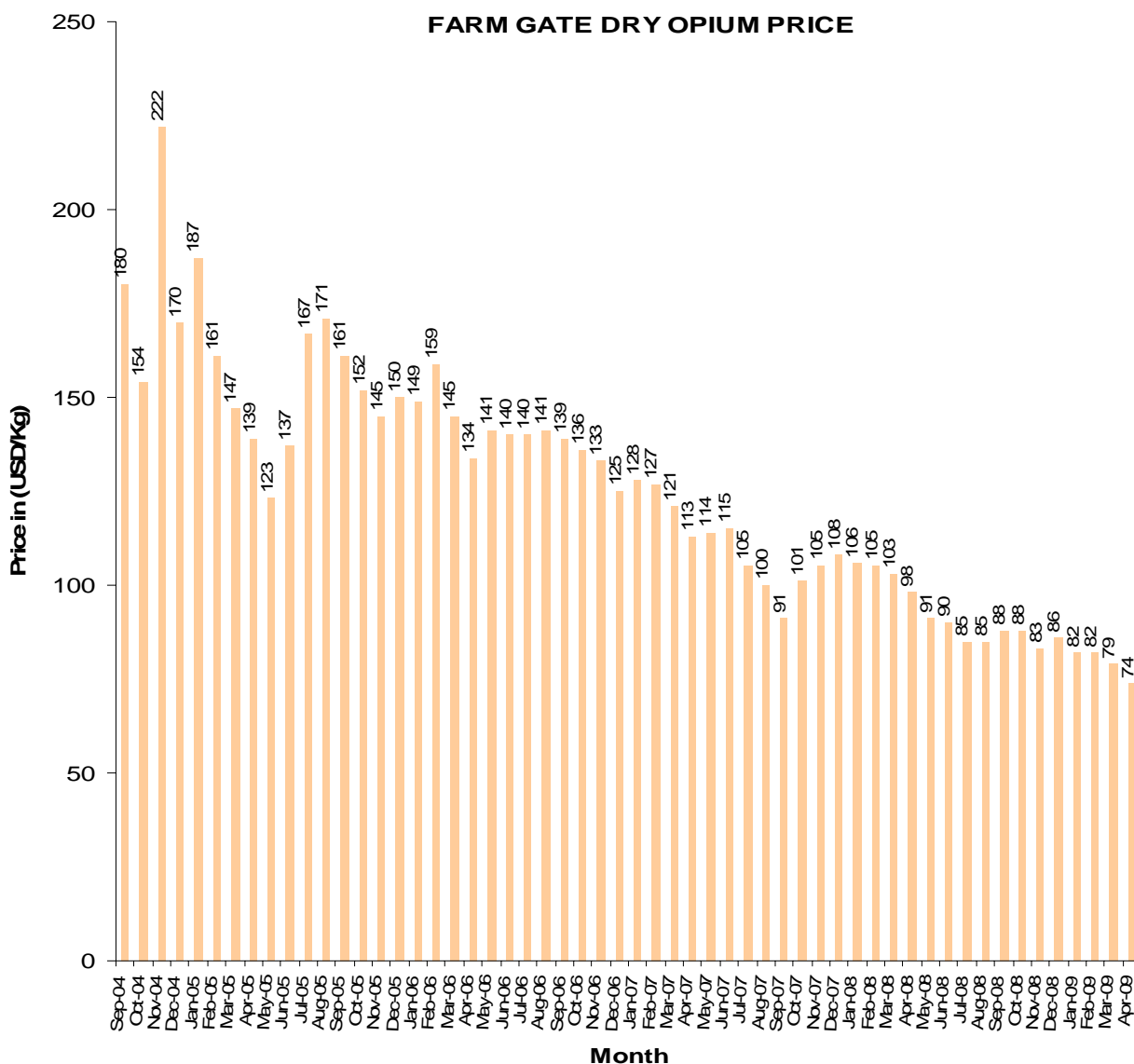
## DRY OPIUM:

### FARM GATE PRICE:

At the end of April 2009, the national average price for one kilogram of dry opium in Afghanistan at the farm gate level was **USD 74/kg** with 6% decrease compared to price reported in March 2009. This is the lowest price observed since September 2004.

The average dry opium price is 24% less than the price reported in April 2008 which was 98 USD/kg. The average dry opium price is showing a decreasing trend since January 2009.

**Graph 1: Weighted average price of dry opium from September 2004 to April 2009**



Average lowest opium prices were \$123/kg and \$125 in 2005 and 2006 respectively; however lowest price of opium in 2007 was \$91/kg and \$82/kg in 2008. This shows rapid drop of opium prices in 2007 and 2008 compared to previous years.

The highest opium prices were \$171/kg and \$158/kg in 2005 and 2006 respectively; however the highest price of opium was \$128/kg in 2007 and \$106/kg in 2008. In general, prices were much higher prior to 2005. This shows the decreasing trend of opium prices.

**TRADER PRICE:**

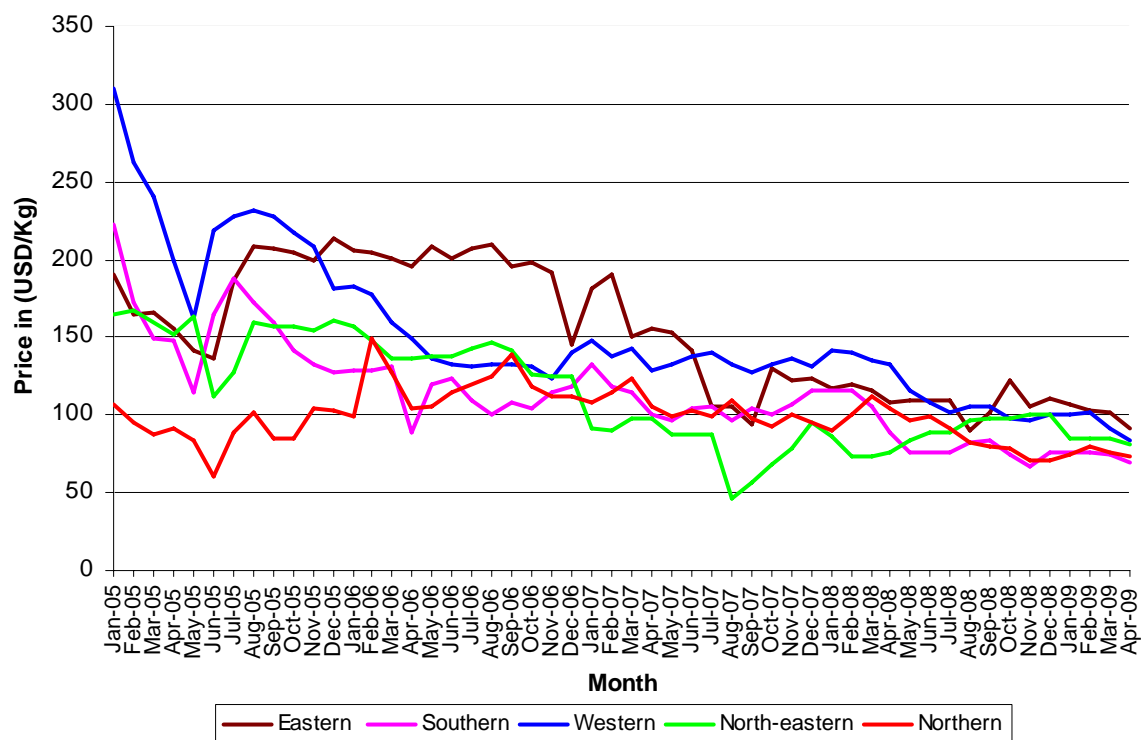
At the end of April 2009, the national average dry opium price collected from traders was **USD 79/kg** with 8% decrease compared to price reported in last month. Dry opium price collected from traders has decreased in Eastern and Western regions by 9% , Southern region by 8% , North-eastern region by 5% and Northern region by 4%.

**Table 1: Regional Average Price of dry opium collected from traders (USD/Kg)**

Region	Price of Dry Opium (USD/Kg)		
	Mar-09	Apr-09	Change
Eastern region (Kunar, Laghman, Nangarhar)	101	92	-9%
Southern region (Hilmand, Kandahar)	75	69	-8%
Western region (Badghis, Farah, Ghor, Hirat, Nimroz)	92	84	-9%
North-eastern region (Badakhshan, Takhar)	85	81	-5%
Northern region (Balkh, Faryab, Kunduz)	76	73	-4%
<b>Average</b>	<b>86</b>	<b>79</b>	<b>-8%</b>

**Graph 2: Regional weighted average price of dry opium collected from traders January 2005 – April 2009**

**DRY OPIUM PRICE**



Since June 2007, prices in the Western and Eastern Regions are constantly higher than the prices in other regions. Increase in prices in the Western and Eastern regions can be attributed to their strategic positions in trafficking bordering Iran and Pakistan respectively. Prices in Southern and Northern region are consistently lower than other regions since last few months. Lower prices in Southern region can be explained by availability of opium stocks with the farmers and drug dealers as a result of bumper opium production in 2007 and 2008. There is little opium produced in the north and north-eastern regions in 2008.

The main reasons behind decrease in opium prices are low demand for opium and increase in law enforcement activities in the regions. In southern region, availability of fresh opium is another factor for the decrease as lancing has started since last 2-3 weeks.

This trend of converging opium prices across regions within Afghanistan could be an indication of greater integration among the local markets. This warrants further studies.

**Table 2: Dry opium price change between March 2009 and April 2009**

Province	Price of Dry Opium (USD/Kg)		Change
	March 2009	April 2009	
Badakhshan	89	81	-9%
Balkh	76	73	-4%
Badghis	73	62	-15%
Farah	95	81	-15%
Faryab	85	83	-2%
Ghor	72	62	-15%
Hilmand	77	70	-9%
Hirat	105	101	-4%
Kandahar	72	68	-6%
Kunar	104	90	-14%
Kunduz	66	64	-3%
Laghman	96	88	-8%
Nangarhar	102	95	-7%
Nimroz	101	101	0%
Takhar	81	81	0%

**Table 3: Price of Afghanistan dry opium in Pakistan (USD/Kg):**

	Apr-08	May-08	Jun-08	Jul-08	Aug-08	Sep-08	Oct-08	Nov-08	Dec-08	Jan-09	Feb-09	Mar-09	Apr-09
Dry Opium	279	270	205	168	197	166	102	153	202	214	188	136	142

## FRESH OPIUM:

At the end of April 2009, the national average price of fresh opium was **USD 54/kg** at farm gate level with 5% decrease and **USD 60/kg** at trader level with 6% decrease compared to the prices reported last month. Fresh opium prices at farm gate and trader level were well above USD 100/kg till early 2007. Later prices decreased drastically. Price at farm gate level and price collected from traders in April 2009 are the lowest price ever recorded Since UNODC started monitoring opium prices.

After the harvest season there is no fresh opium available, but farmers keep their fresh opium in plastic bags or dishes covered with leaves in order to preserve moisture. This opium is referred as fresh opium.

## HEROIN PRICES:

UNODC regional offices in Afghanistan and Pakistan reported below prices for Heroin (prices of best quality considered).

**Table 4: Heroin Price in Afghanistan and Pakistan (USD/Kg)**

Afghanistan	Apr-08	May-08	Jun-08	Jul-08	Aug-08	Sep-08	Oct-08	Nov-08	Dec-08	Jan-09	Feb-09	Mar-09	Apr-09
Badakhshan	2194	2211	2493	2494	2499	2507	2507	2407	2417	2398	2383	2383	2383
Balkh	3400	3200	3300	3300	3000	3100	3000	2900	2900	3000	3200	3000	2900
Hirat	2214	2227	2102	2049	2088	2093	1900	1868	1826	1867	1735	1602	1364
Nangarhar	2324	1799	2126	1970	1839	1920	1984	1875	1891	1891	1902	1817	1858
Kandahar	2500	2420	2425	2420	2420	2480	2370	2290	2320	2330	2335	2320	2300
Takhar	1994	2010	2193	2194	2194	2288	2288	2197	2206	2110	2097	2097	2097
<b>Average</b>	<b>2438</b>	<b>2311</b>	<b>2440</b>	<b>2405</b>	<b>2340</b>	<b>2398</b>	<b>2342</b>	<b>2256</b>	<b>2260</b>	<b>2266</b>	<b>2275</b>	<b>2203</b>	<b>2150</b>

Pakistan	Apr-08	May-08	Jun-08	Jul-08	Aug-08	Sep-08	Oct-08	Nov-08	Dec-08	Jan-09	Feb-09	Mar-09	Apr-09
Peshawer	3254	3297	3299	3144	3283	2559	2559	2542	2774	3152	3378	3101	3158

## CANNABIS RESIN PRICES:

UNODC regional offices in Afghanistan and Pakistan reported below prices for cannabis resin (prices of best quality considered).

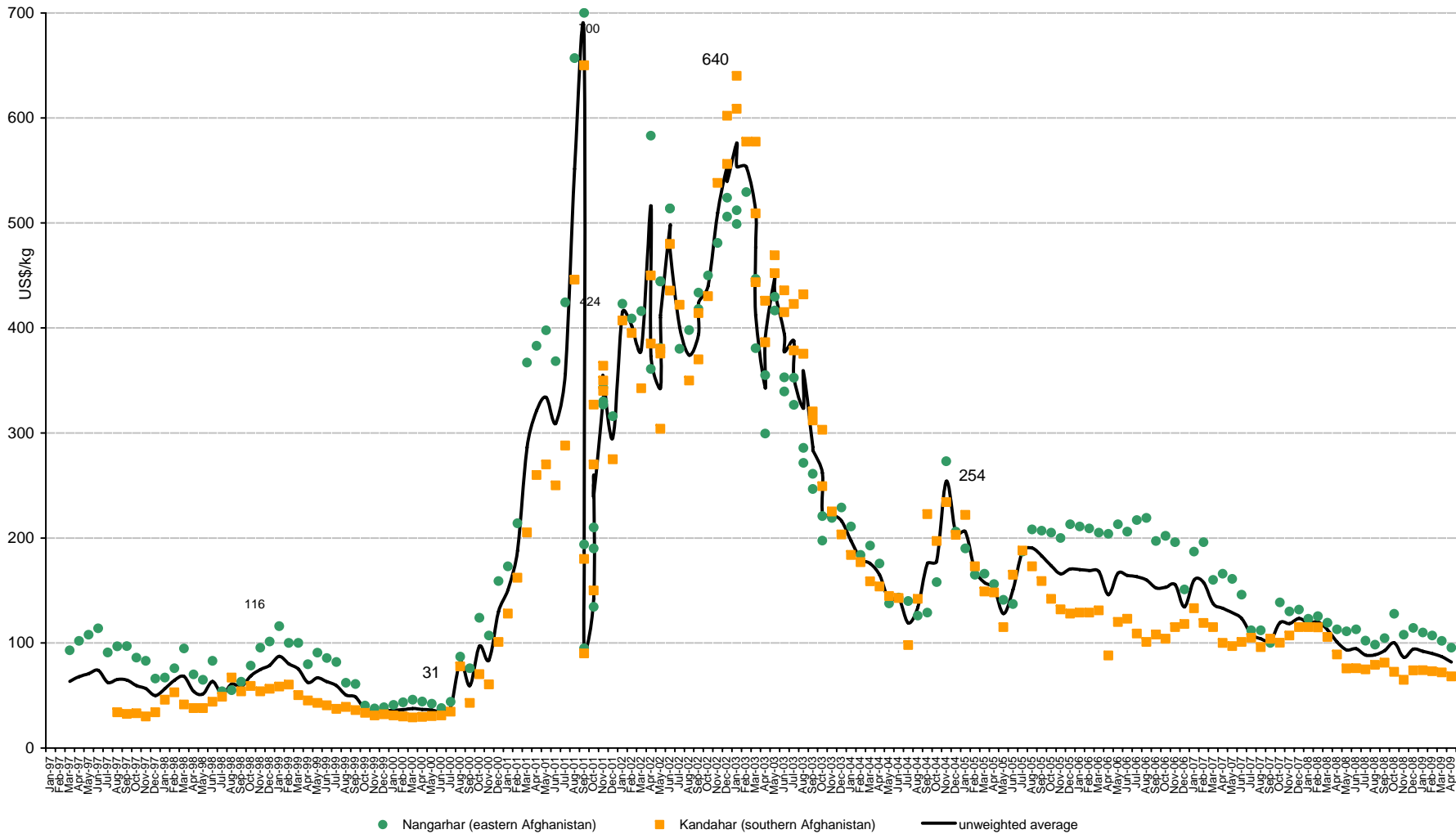
**Table 5: Cannabis resin price in Afghanistan and Pakistan (USD/Kg)**

Afghanistan	Apr-08	May-08	Jun-08	Jul-08	Aug-08	Sep-08	Oct-08	Nov-08	Dec-08	Jan-09	Feb-09	Mar-09	Apr-09
Badakhshan	91	83	73	73	73	66	60	57	58	67	67	65	65
Balkh	90	86	90	90	69	80	70	63	58	67	71	67	67
Hirat	66	70	70	72	75	76	65	65	61	62	51	50	61
Nangarhar	40	39	29	21	26	26	26	31	25	38	27	27	35
Kandahar	20	18	18	18	22	24	23	26	27	28	28	27	22
Takhar	68	64	64	64	63	64	58	55	56	44	44	44	44
<b>Average</b>	<b>63</b>	<b>60</b>	<b>57</b>	<b>56</b>	<b>55</b>	<b>56</b>	<b>50</b>	<b>50</b>	<b>48</b>	<b>51</b>	<b>48</b>	<b>47</b>	<b>49</b>

Pakistan	Apr-08	May-08	Jun-08	Jul-08	Aug-08	Sep-08	Oct-08	Nov-08	Dec-08	Jan-09	Feb-09	Mar-09	Apr-09
Peshawer	403	270	264	168	184	192	179	203	214	240	238	223	248

Graph 3:

Average price of dry opium in Nangarhar and Kandahar provinces collected from traders (USD/kg), March 1997 - April 2009





## Regional grouping of provinces for the opium poppy survey in Afghanistan



Source: Government of Afghanistan - National monitoring system implemented by UNODC  
 Note: The boundaries and names shown and the designations used on this map do not imply official endorsement or acceptance by the United Nations.