



UNODC

United Nations Office on Drugs and Crime



Government of Afghanistan
Ministry of Counter Narcotics

February 2009

Afghanistan Opium Price Monitoring Monthly Report



**Ministry of Counter Narcotics, Islamic Republic of Afghanistan, Kabul
and
United Nations Office on Drugs and Crime, Kabul**

Summary

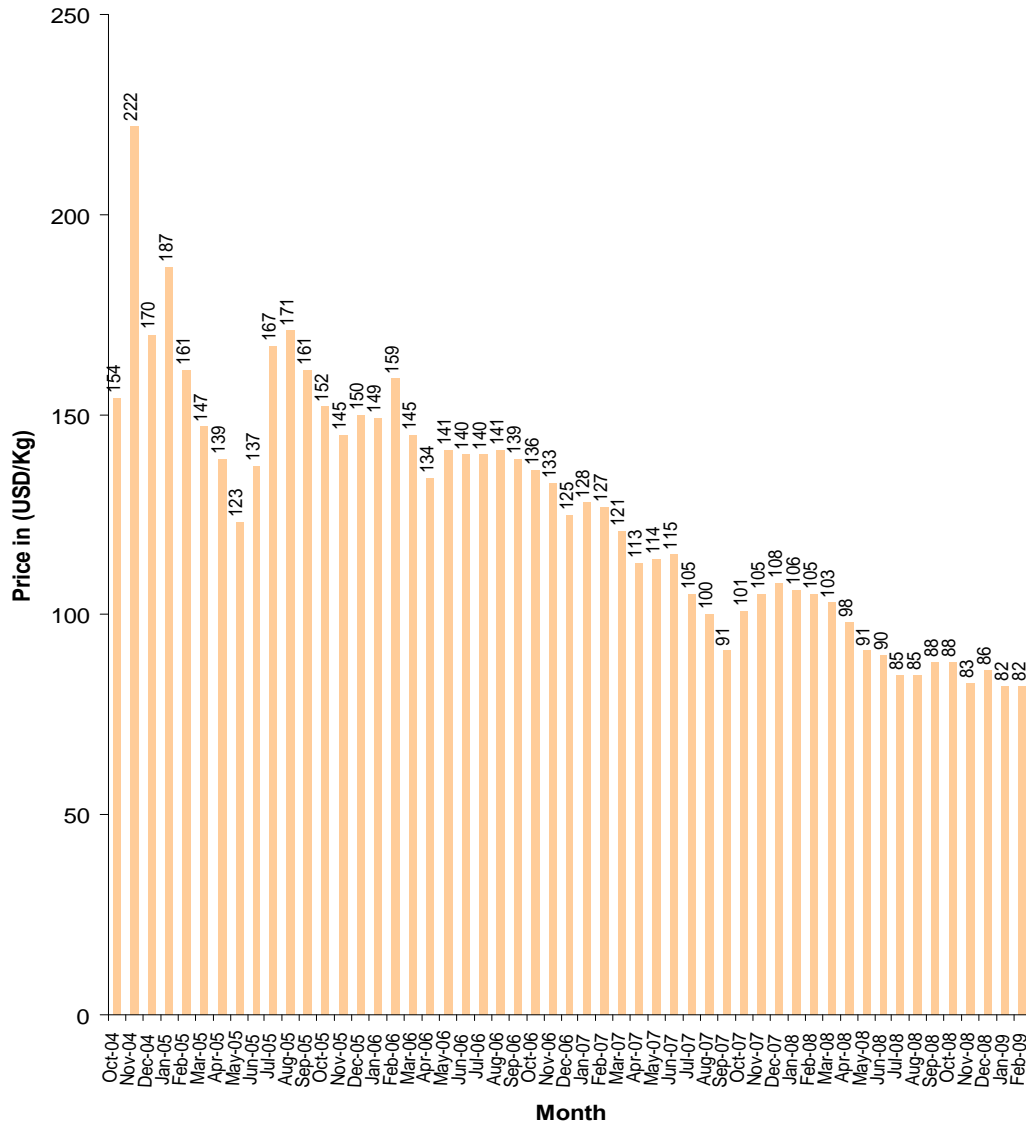
- Opium prices are collected from 15 of 34 provinces. The prices are collected for dry and fresh opium from traders (Trader prices) and farmers (farm gate prices). Heroin and cannabis resin prices are also collected from Afghanistan and Peshawar, the nearest town in Pakistan.
- Dry opium prices
 - Average dry opium price at farm gate level was USD 82/kg compared to USD 105/kg in February 2008.
 - Average dry opium price collected from traders was USD 90/kg compared to USD 116/kg in February 2008.
 - Farm gate dry opium prices are showing decreasing trend since year 2005. Highest monthly price recorded during 2008 (USD 108/kg in January 2008) is much lower than the lowest monthly price recorded in 2006 (USD 125/kg).
 - Since June 2007, prices in the Western and Eastern Regions are constantly higher than the prices in other regions. Increase in prices in the Western Region can be attributed to its strategic position in trafficking bordering Iran. Prices in Southern and Northern region are consistently lower than other regions since last few months. Lower prices in Southern region can be explained by availability of opium stocks with the farmers and drug dealers as a result of bumper opium production in 2007 and 2008. There is little opium produced in the north region in 2008.
- Fresh opium prices
 - Average fresh opium price at farm gate level was USD 61/kg compared to USD 87/kg in February 2008.
 - Average fresh opium price collected from traders was USD 69/kg compared to USD 96/kg in February 2008.
 - Fresh opium prices at farm gate level were well above USD 100/kg till early 2007. Later prices decreased drastically. Price in November 2008 (USD 55/kg) is the lowest prices ever recorded since UNODC started price monitoring in Afghanistan. Fresh opium prices in 2006 were almost double of the prices recorded in 2008. Similar trend is noticed in case of fresh opium prices at trader level.
- Heroin and cannabis resin prices in Afghanistan
 - Average heroin price in Afghanistan was USD 2,275/kg compared to USD 2,532/kg in February 2008.
 - Average cannabis resin price in Afghanistan was USD 48/kg compared to USD 62/kg in February 2008.
- Heroin and Cannabis resin prices in Peshawar, Pakistan
 - Average heroin price in Pakistan was USD 3,378/kg compared to USD 2,553/kg in February 2008.
 - Average cannabis resin price in Pakistan was USD 238/kg compared to USD 399/kg in February 2008.

DRY OPIUM:

FARM GATE PRICE:

At the end of February 2009, the national average price for one kilogram of dry opium in Afghanistan at the farm gate level was **USD 82/kg** similar to price reported in January 2009. The average dry opium price is 22% less than the price reported in February 2008 which was 105 USD/kg. The average dry opium price is showing a decreasing trend since January 2008.

Graph 1: Weighted average price of dry opium from September 2004 to February 2009 (USD/kg)



Average lowest opium prices were \$123/kg and \$125 in 2005 and 2006 respectively; however lowest price of opium in 2007 was \$91/kg and \$82/kg in 2008. This shows rapid drop of opium prices in 2007 and 2008 compared to previous years.

The highest opium prices were \$171/kg and \$158/kg in 2005 and 2006 respectively; however the highest price of opium was \$128/kg in 2007 and \$106/kg in 2008. In general, prices were much higher prior to 2005. This shows the decreasing trend of opium prices.

TRADER PRICE:

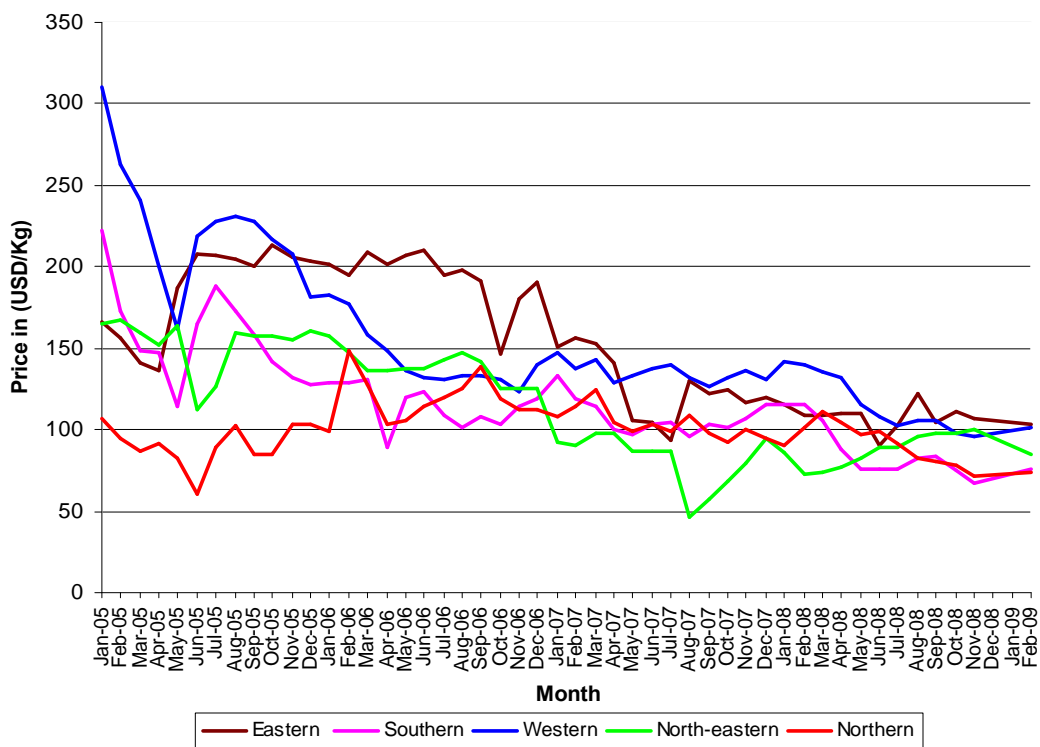
At the end of February 2009, the national average dry opium price collected from traders was **USD 90/kg** with no change compared to price reported last month. Dry opium price collected from traders has increased in Western region by 1% and Northern region by 8% however; dry opium price has decreased by 4% in Eastern region and stable in Southern region and North-eastern region.

Table 1: Regional Average Price of dry opium collected from traders (USD/Kg)

Region	Price of Dry Opium (USD/Kg)		Change
	Jan-09	Feb-09	
Eastern region (Kunar, Laghman, Nangarhar)	107	103	-4%
Southern region (Hilmand, Kandahar)	76	76	0%
Western region (Badghis, Farah, Ghor, Hirat, Nimroz)	101	102	1%
North-eastern region (Badakhshan, Takhar)	85	85	0%
Northern region (Balkh, Faryab, Kunduz)	74	80	8%
Average	90	90	0%

Graph 2:

Regional average price of dry opium collected from traders, January 2005 – February 2009



Since June 2007, prices in the Western and Eastern Regions are constantly higher than the prices in other regions. Increase in prices in the Western Region can be attributed to its strategic position in trafficking bordering Iran. Prices in Southern and Northern region are consistently lower than other regions since last few months. Lower prices in Southern region can be explained by availability of opium stocks with the farmers and drug dealers as a result of bumper opium production in 2007 and 2008. There is little opium produced in the north region in 2008.

This trend of converging opium prices across regions within Afghanistan could be an indication of greater integration among the local markets. This warrants further studies.

Table 2: Dry opium price change between January 2009 and February 2009

Price of Dry Opium (USD/Kg)			
Province	January 2009	February 2009	Change
Badakhshan	89	89	0%
Balkh	78	81	4%
Badghis	80	78	-3%
Farah	103	107	3%
Faryab	82	89	8%
Ghor	80	76	-6%
Hilmand	79	78	-1%
Hirat	115	120	5%
Kandahar	74	73	-0.5%
Kunar	104	99	-4%
Kunduz	61	70	15%
Laghman	103	97	-6%
Nangarhar	110	107	-2%
Nimroz	113	117	4%
Takhar	82	81	-1%

Table 3: Price of Afghanistan dry opium in Pakistan (USD/Kg):

	Feb-08	Mar-08	Apr-08	May-08	Jun-08	Jul-08	Aug-08	Sep-08	Oct-08	Nov-08	Dec-08	Jan-09	Feb-09
Dry Opium	255	271	279	270	205	168	197	166	102	153	202	214	188

FRESH OPIUM:

At the end of February 2009, the national average price of fresh opium was **USD 61/kg** at farm gate level with no change and **USD 69/kg** at trader level with 1% increase compared to the prices reported last month. Fresh opium prices at farm gate level were well above USD 100/kg till early 2007. Later prices decreased drastically. Price in November 2008 (USD 55/kg) is the lowest price ever recorded Since UNODC started monitoring opium prices. Fresh opium prices in 2006 were almost double of the prices recorded in 2008.

After the harvest season there is no fresh opium available, but farmers keep their fresh opium in plastic bags or dishes covered with leaves in order to preserve moisture. This opium is referred as fresh opium.

HEROIN PRICES:

UNODC regional offices in Afghanistan and Pakistan reported below prices for Heroin (prices of best quality considered).

Table 4: Heroin Price in Afghanistan and Pakistan (USD/Kg)

Afghanistan	Feb-08	Mar-08	Apr-08	May-08	Jun-08	Jul-08	Aug-08	Sep-08	Oct-08	Nov-08	Dec-08	Jan-09	Feb-09
Badakhshan	2219	2293	2194	2211	2493	2494	2499	2507	2507	2407	2417	2398	2383
Balkh	3400	3600	3400	3200	3300	3300	3000	3100	3000	2900	2900	3000	3200
Hirat	2541	2512	2214	2227	2102	2049	2088	2093	1900	1868	1826	1867	1735
Nangarhar	2314	2390	2324	1799	2126	1970	1839	1920	1984	1875	1891	1891	1902
Kandahar	2500	2460	2500	2420	2425	2420	2420	2480	2370	2290	2320	2330	2335
Takhar	2219	2293	1994	2010	2193	2194	2194	2288	2288	2197	2206	2110	2097
Average	2532	2591	2438	2311	2440	2405	2340	2398	2342	2256	2260	2266	2275

Pakistan	Feb-08	Mar-08	Apr-08	May-08	Jun-08	Jul-08	Aug-08	Sep-08	Oct-08	Nov-08	Dec-08	Jan-09	Feb-09
Peshawar	2553	2948	3254	3297	3299	3144	3283	2559	2559	2542	2774	3152	3378

CANNABIS RESIN PRICES:

UNODC regional offices in Afghanistan and Pakistan reported below prices for cannabis resin (prices of best quality considered).

Table 5: Cannabis resin price in Afghanistan and Pakistan (USD/Kg)

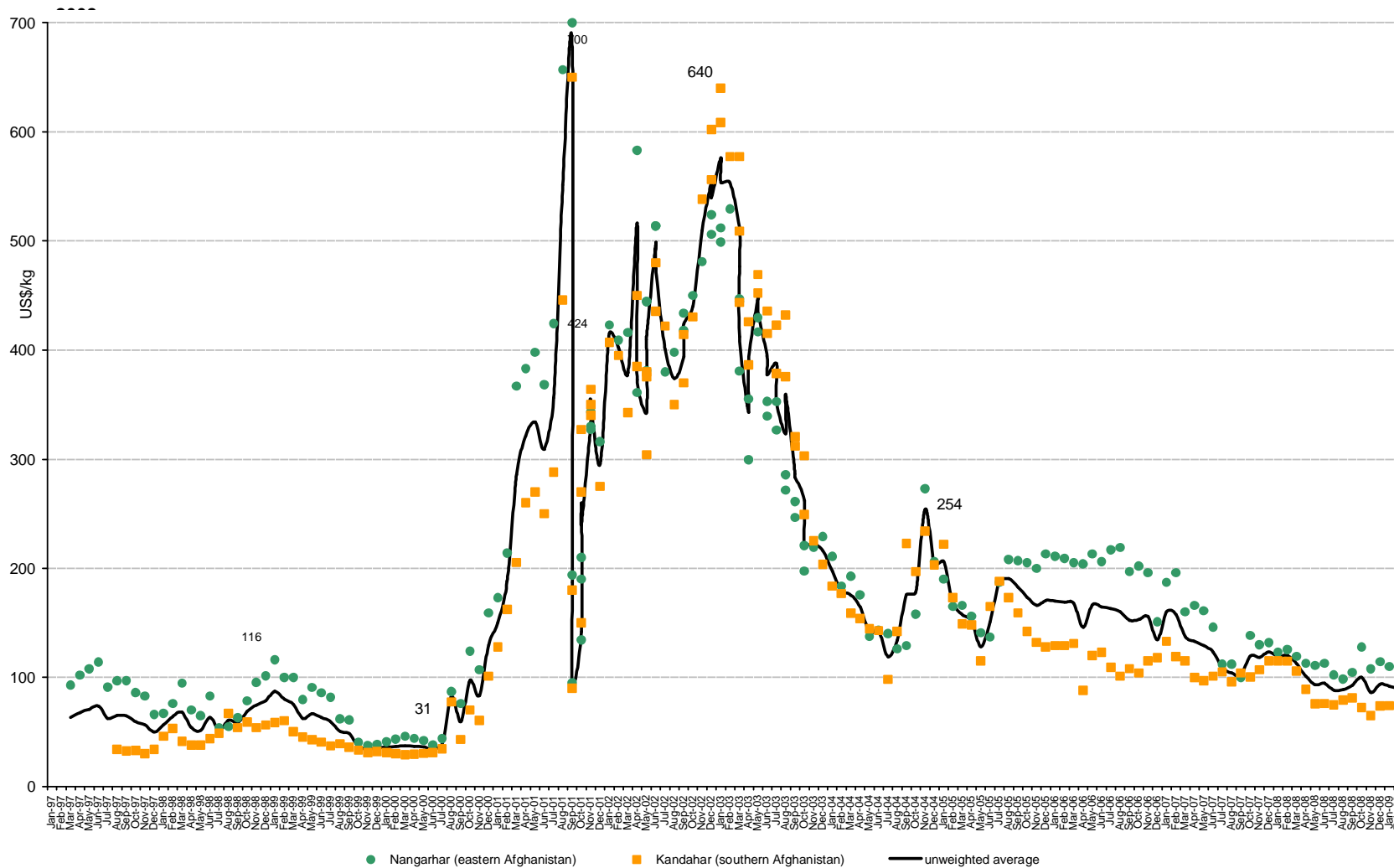
Afghanistan	Feb-08	Mar-08	Apr-08	May-08	Jun-08	Jul-08	Aug-08	Sep-08	Oct-08	Nov-08	Dec-08	Jan-09	Feb-09
Badakhshan	92	91	91	83	73	73	73	66	60	57	58	67	67
Balkh	91	94	90	86	90	90	69	80	70	63	58	67	71
Hirat	65	64	66	70	70	72	75	76	65	65	61	62	51
Nangarhar	32	29	40	39	29	21	26	26	26	31	25	38	27
Kandahar	21	22	20	18	18	18	22	24	23	26	27	28	28
Takhar	69	68	68	64	64	64	63	64	58	55	56	44	44
Average	62	61	63	60	57	56	55	56	50	50	48	51	48

Pakistan	Feb-08	Mar-08	Apr-08	May-08	Jun-08	Jul-08	Aug-08	Sep-08	Oct-08	Nov-08	Dec-08	Jan-09	Feb-09
Peshawar	399	367	403	270	264	168	184	192	179	203	214	240	238

Steady decrease in Afghanistan cannabis prices is observed compared to the average prices in 2007.

Graph 3:

Prices of dry opium in Nangarhar and Kandahar provinces collected from traders (USD/kg), March 1997 - February 2009



Regional grouping of provinces for the opium poppy survey in Afghanistan



Source: Government of Afghanistan - National monitoring system implemented by UNODC
 Note: The boundaries and names shown and the designations used on this map do not imply official endorsement or acceptance by the United Nations.