



UNODC

United Nations Office on Drugs and Crime



Government of Afghanistan
Ministry of Counter Narcotics

June 2009

Afghanistan Opium Price Monitoring Monthly Report



**Ministry of Counter Narcotics, Islamic Republic of Afghanistan, Kabul
And
United Nations Office on Drugs and Crime, Kabul**

Summary

- Opium prices are collected from 15 of 34 provinces. The prices are collected for dry and fresh opium from traders (Trader prices) and farmers (farm gate prices). Heroin and cannabis resin prices are also collected from Afghanistan and Peshawar, the nearest town in Pakistan.
- Dry opium prices
 - Average dry opium price at farm gate level is **USD 73/kg** compared to USD 90/kg in June 2008. This is the lowest price observed since September 2004.
 - Average dry opium price collected from traders is **USD 78/kg** compared to USD 98/kg in June 2008. This is the lowest price observed since September 2004.
 - Farm gate dry opium prices are showing decreasing trend since year 2004.
 - Since June 2007, prices in the Western and Eastern regions are constantly higher than the prices in other regions. Prices in Southern and Northern region are consistently lower than other regions since last few months. There was little opium produced in the North and North-eastern regions in 2008.
- Fresh opium prices
 - Average fresh opium price at farm gate level is **USD 52/kg** compared to USD 63/kg in June 2008.
 - Average fresh opium price collected from traders is **USD 58/kg** compared to USD 71/kg in June 2008.
 - Fresh opium prices at farm gate and trader level were well above USD 100/kg till early 2007. Later prices decreased drastically.
- Heroin and cannabis resin prices in Afghanistan
 - Average heroin price in Afghanistan is **USD 2,124/kg** compared to USD 2,440/kg in June 2008.
 - Average cannabis resin price in Afghanistan is **USD 48/kg** compared to USD 57/kg in June 2008.
- Heroin and Cannabis resin prices in Peshawar, Pakistan
 - Average heroin price in Pakistan is **USD 2,821/kg** compared to USD 3,299/kg in June 2008.
 - Average cannabis resin price in Pakistan is **USD 246/kg** compared to USD 264/kg in June 2008.

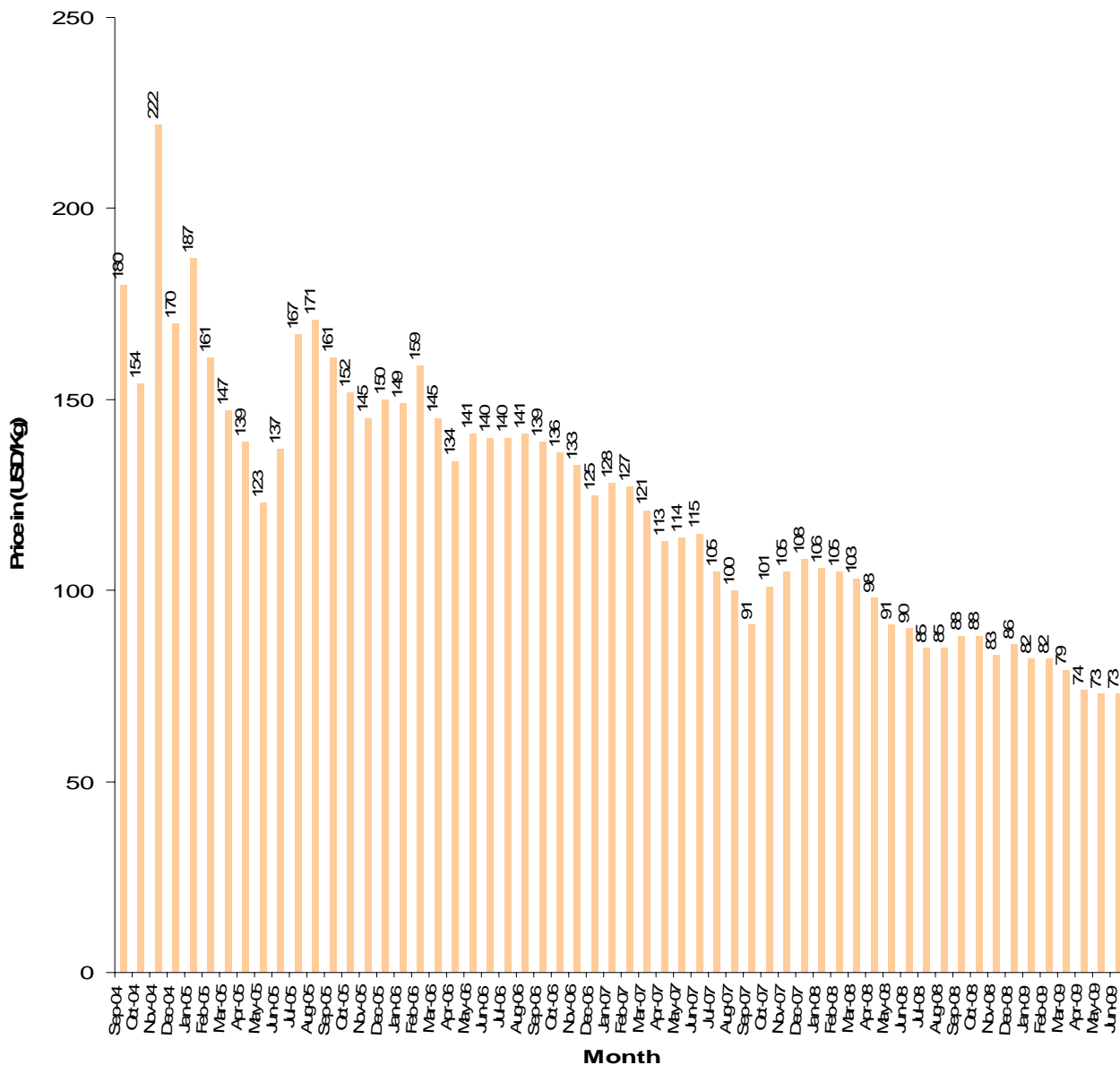
DRY OPIUM:

FARM GATE PRICE:

At the end of June 2009, the national average price for one kilogram of dry opium in Afghanistan at the farm gate level was **USD 73/kg** with no change compared to price reported in May 2009. This is the lowest price observed since September 2004.

The average dry opium price is 19% less than the price reported in June 2008 which was 90 USD/kg. The average dry opium price is showing a decreasing trend since January 2009.

Graph 1: Weighted average price of dry opium from September 2004 to June 2009



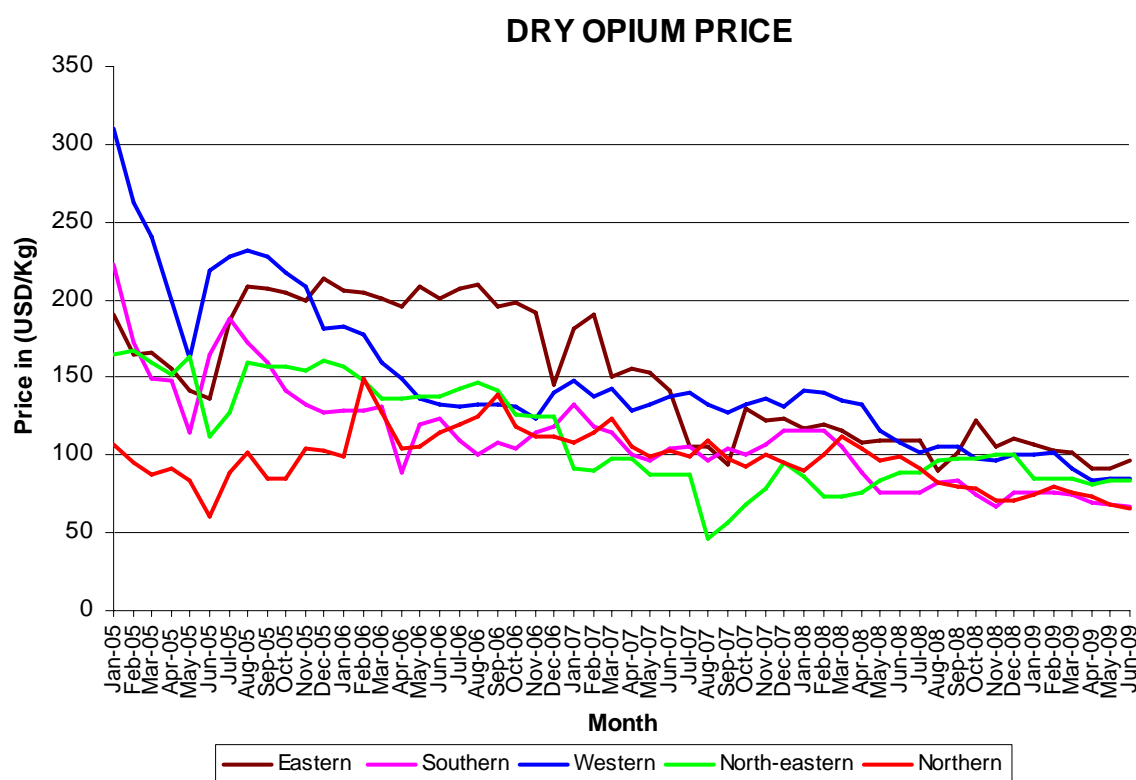
TRADER PRICE:

At the end of June 2009, the national average dry opium price collected from traders was **USD 78/kg** with no change compared to price reported in last month. Dry opium price collected from traders has decreased in Southern and Northern regions by 1% and 4% respectively. In Eastern region dry opium prices has increased by 5%. There is no change in the prices of Western and North-eastern regions.

Table 1: Regional Average Price of dry opium collected from traders (USD/Kg)

Region	Price of Dry Opium (USD/Kg)		
	May-09	Jun-09	Change
Eastern region (Kunar, Laghman, Nangarhar)	92	97	5%
Southern region (Hilmand, Kandahar)	68	67	-1%
Western region (Badghis, Farah, Ghor, Hirat, Nimroz)	85	85	0%
North-eastern region (Badakhshan, Takhar)	83	83	0%
Northern region (Balkh, Faryab, Kunduz)	68	65	-4%
Average	78	78	0%

Graph 2: Regional weighted average price of dry opium collected from traders (January 2005-June 2009)



Since June 2007, prices in the Western and Eastern Regions are constantly higher than the prices in other regions. Increase in prices in the Western and Eastern regions can be attributed to their strategic positions in trafficking bordering Iran and Pakistan respectively. Prices in Southern and Northern region are consistently lower than other regions since last few months. Lower prices in Southern region can be explained by availability of opium stocks with the farmers and drug dealers as a result of bumper opium production in 2007 and 2008. There is little opium produced in the north and north-eastern regions in 2008.

Graph 3: Provincial average price of dry opium collected from traders (January 2009 - June 2009)

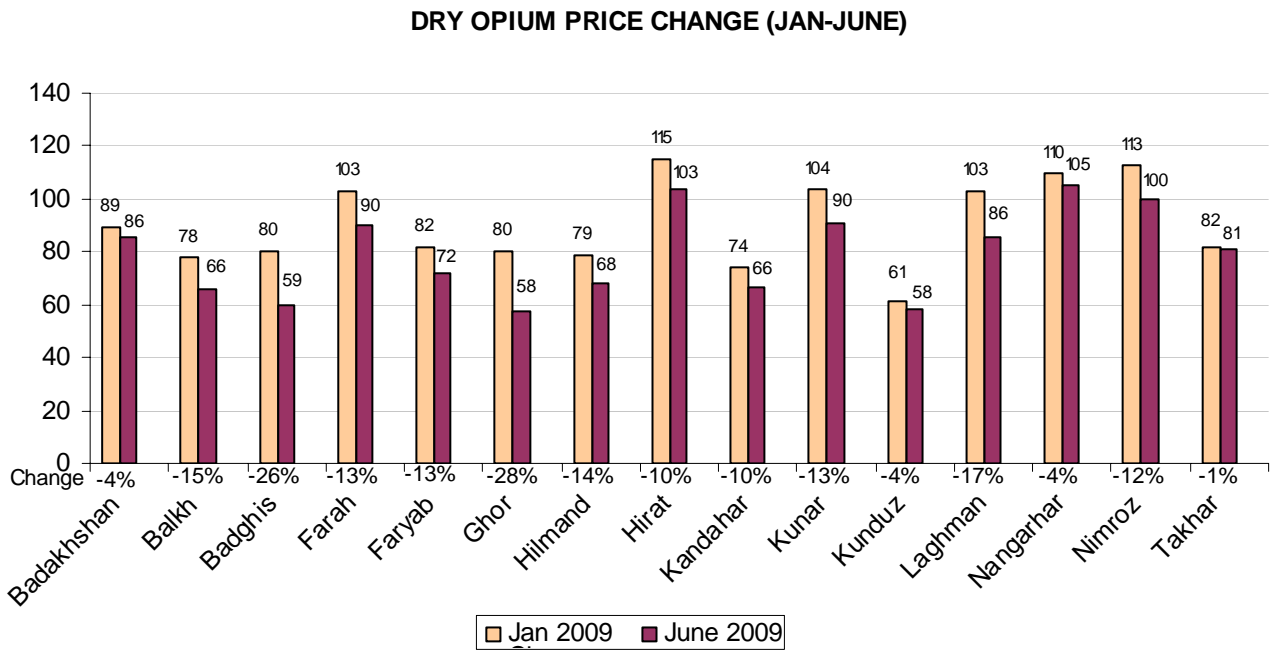


Table 2: Price of Afghanistan dry opium in Pakistan (USD/Kg):

	Jun-08	Jul-08	Aug-08	Sep-08	Oct-08	Nov-08	Dec-08	Jan-09	Feb-09	Mar-09	Apr-09	May-09	Jun-09
Dry Opium	205	168	197	166	102	153	202	214	188	136	142	129	111

FRESH OPIUM:

At the end of June 2009, the national average price of fresh opium was **USD 54/kg** at farm gate level with 3.8% increase and **USD 60kg** at trader level with 3.4% increase compared to the prices reported last month. Fresh opium prices at farm gate and trader level were well above USD 100/kg till early 2007. Later prices decreased drastically.

HEROIN PRICES:

UNODC regional offices in Afghanistan and Pakistan reported below prices for Heroin (prices of best quality considered).

Table 3: Heroin Price in Afghanistan and Pakistan (USD/Kg)

Afghanistan	Jun-08	Jul-08	Aug-08	Sep-08	Oct-08	Nov-08	Dec-08	Jan-09	Feb-09	Mar-09	Apr-09	May-09	Jun-09
Badakhshan	2493	2494	2499	2507	2507	2407	2417	2398	2383	2383	2383	2383	2383
Balkh	3300	3300	3000	3100	3000	2900	2900	3000	3200	3000	2900	2850	2800
Hirat	2102	2049	2088	2093	1900	1868	1826	1867	1735	1602	1364	1500	1400
Nangarhar	2126	1970	1839	1920	1984	1875	1891	1891	1902	1817	1858	1800	1783
Kandahar	2425	2420	2420	2480	2370	2290	2320	2330	2335	2320	2300	2290	2280
Takhar	2193	2194	2194	2288	2288	2197	2206	2110	2097	2097	2097	2097	2097
Average	2440	2405	2340	2398	2342	2256	2260	2266	2275	2203	2150	2153	2124

Pakistan	Jun-08	Jul-08	Aug-08	Sep-08	Oct-08	Nov-08	Dec-08	Jan-09	Feb-09	Mar-09	Apr-09	May-09	Jun-09
Peshawer	3299	3144	3283	2559	2559	2542	2774	3152	3378	3101	3158	3021	2828

CANNABIS RESIN PRICES:

UNODC regional offices in Afghanistan and Pakistan reported below prices for cannabis resin (prices of best quality considered).

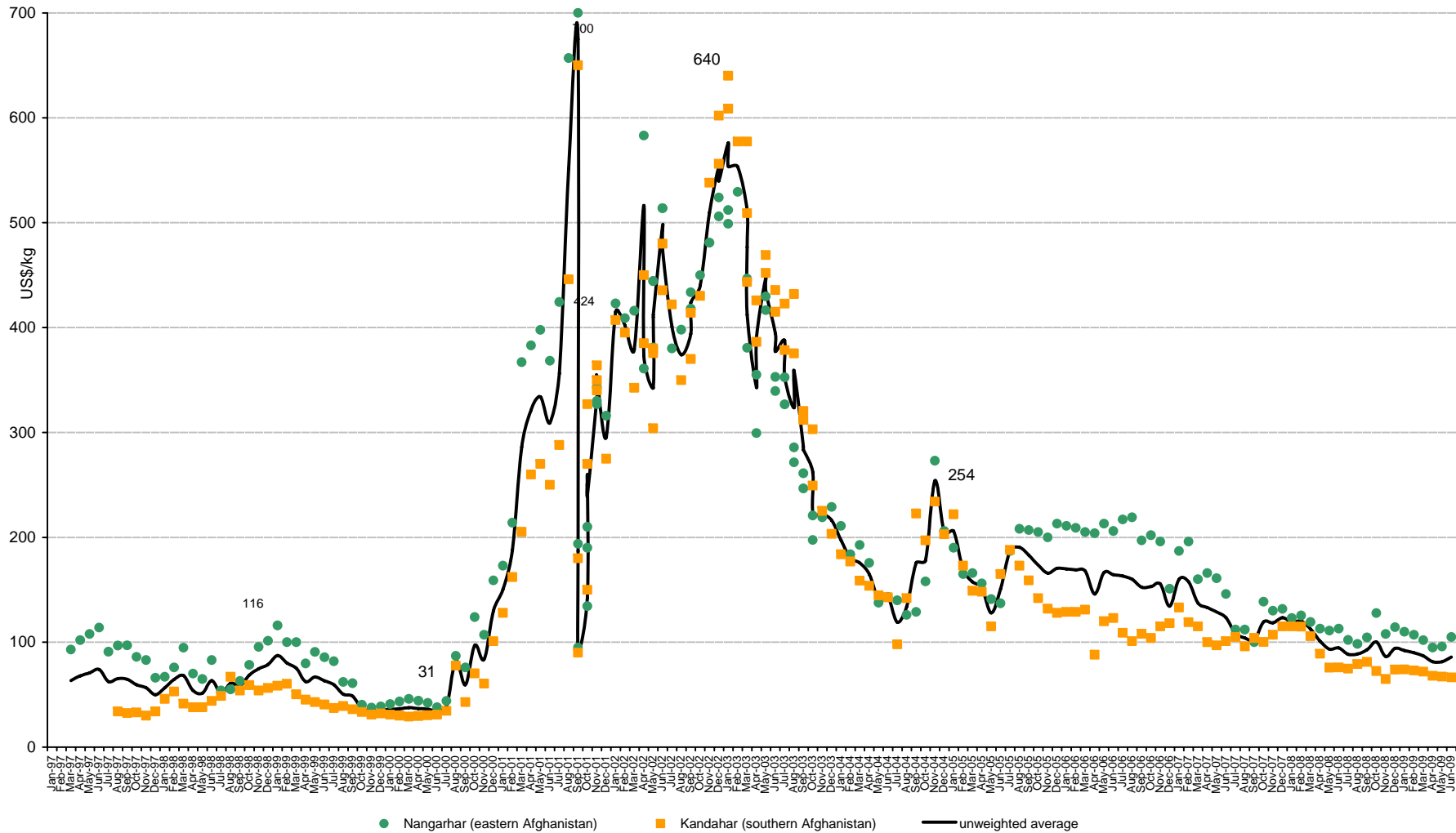
Table 4: Cannabis resin price in Afghanistan and Pakistan (USD/Kg)

Afghanistan	Jun-08	Jul-08	Aug-08	Sep-08	Oct-08	Nov-08	Dec-08	Jan-09	Feb-09	Mar-09	Apr-09	May-09	Jun-09
Badakhshan	73	73	73	66	60	57	58	67	67	65	65	65	65
Balkh	90	90	69	80	70	63	58	67	71	67	67	67	67
Hirat	70	72	75	76	65	65	61	62	51	50	61	61	55
Nangarhar	29	21	26	26	26	31	25	38	27	27	35	37	35
Kandahar	18	18	22	24	23	26	27	28	28	27	22	20	22
Takhar	64	64	63	64	58	55	56	44	44	44	44	44	44
Average	57	56	55	56	50	50	48	51	48	47	49	49	48

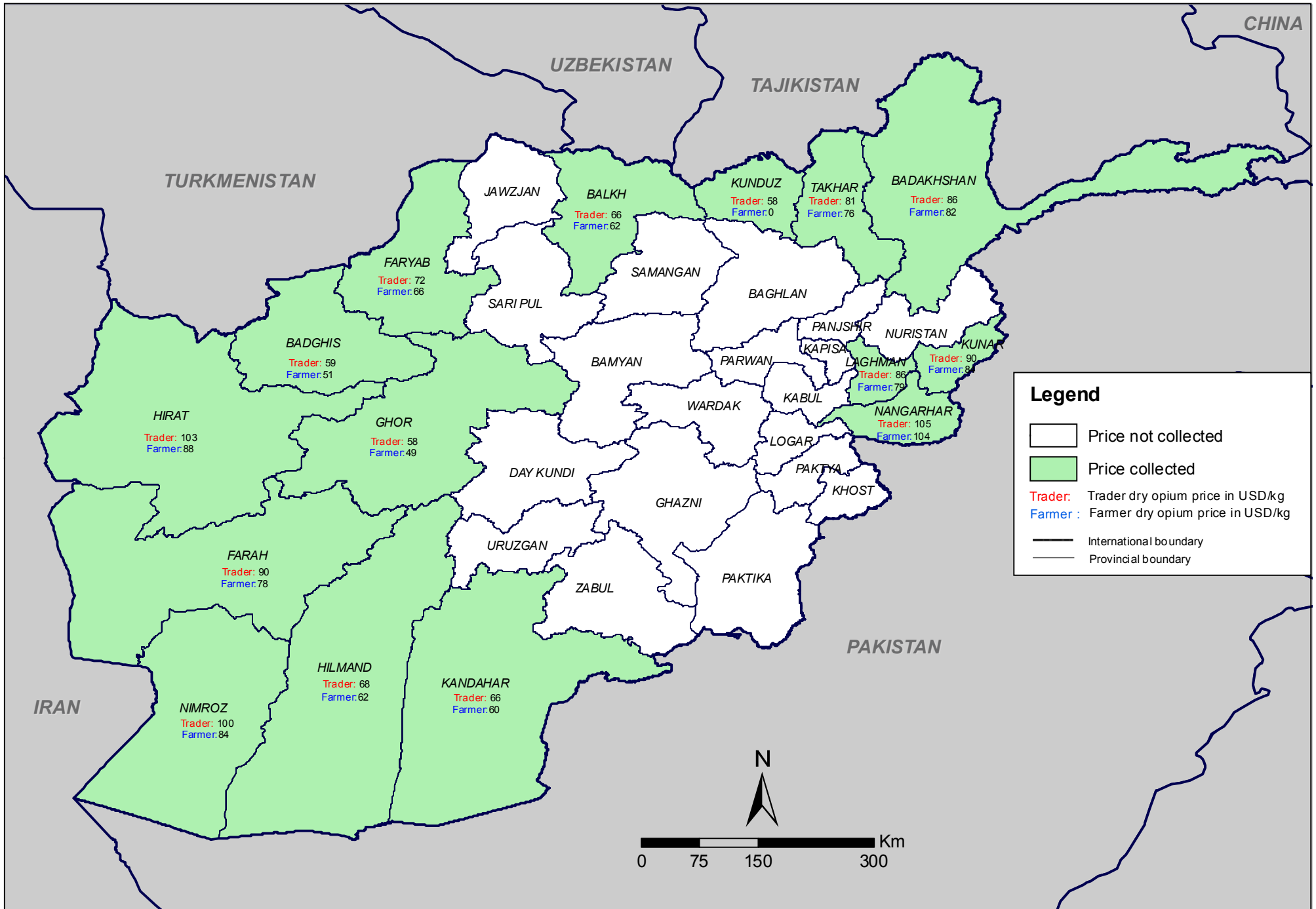
Pakistan	Jun-08	Jul-08	Aug-08	Sep-08	Oct-08	Nov-08	Dec-08	Jan-09	Feb-09	Mar-09	Apr-09	May-09	Jun-09
Peshawer	264	168	184	192	179	203	214	240	238	223	248	222	246

Graph 4:

Prices of dry opium in Nangarhar and Kandahar provinces collected from traders (USD/kg), March 1997 - June 2009



Afghanistan: Average dry opium price (June 2009)



Source: Government of Afghanistan - National monitoring system implemented by UNODC
 Note: The boundaries and names shown and the designations used on this map do not imply official endorsement or acceptance by the United Nations.

Regional grouping of provinces for the opium poppy survey in Afghanistan



Source: Government of Afghanistan - National monitoring system implemented by UNODC

Note: The boundaries and names shown and the designations used on this map do not imply official endorsement or acceptance by the United Nations.