



**UNODC**

United Nations Office on Drugs and Crime



Government of Afghanistan  
Ministry of Counter Narcotics

**May 2009**

## **Afghanistan Opium Price Monitoring Monthly Report**



**Ministry of Counter Narcotics, Islamic Republic of Afghanistan, Kabul  
And  
United Nations Office on Drugs and Crime, Kabul**

## **Summary**

- Opium prices are collected from 15 of 34 provinces. The prices are collected for dry and fresh opium from traders (Trader prices) and farmers (farm gate prices). Heroin and cannabis resin prices are also collected from Afghanistan and Peshawar, the nearest town in Pakistan.
- Dry opium prices
  - Average dry opium price at farm gate level is **USD 73/kg** compared to USD 91/kg in May 2008. This is the lowest price observed since September 2004.
  - Average dry opium price collected from traders is **USD 78/kg** compared to USD 99/kg in May 2008. This is the lowest price observed since September 2004.
  - Farm gate dry opium prices are showing decreasing trend since year 2004.
  - Since June 2007, prices in the Western and Eastern Regions are constantly higher than the prices in other regions. Prices in Southern and Northern region are consistently lower than other regions since last few months. There is little opium produced in the north and north-eastern regions in 2008.
- Fresh opium prices
  - Average fresh opium price at farm gate level is **USD 52/kg** compared to USD 64/kg in May 2008.
  - Average fresh opium price collected from traders is **USD 58/kg** compared to USD 73/kg in May 2008.
  - Fresh opium prices at farm gate and trader level were well above USD 100/kg till early 2007. Later prices decreased drastically. Price at farm gate level and price collected from traders in May 2009 are the lowest price ever recorded since UNODC started monitoring opium prices.
- Heroin and cannabis resin prices in Afghanistan
  - Average heroin price in Afghanistan is **USD 2,153/kg** compared to USD 2,311/kg in May 2008.
  - Average cannabis resin price in Afghanistan is **USD 49/kg** compared to USD 60/kg in May 2008.
- Heroin and Cannabis resin prices in Peshawar, Pakistan
  - Average heroin price in Pakistan is **USD 3,021/kg** compared to USD 3,297/kg in May 2008.
  - Average cannabis resin price in Pakistan is **USD 222/kg** compared to USD 270/kg in May 2008.

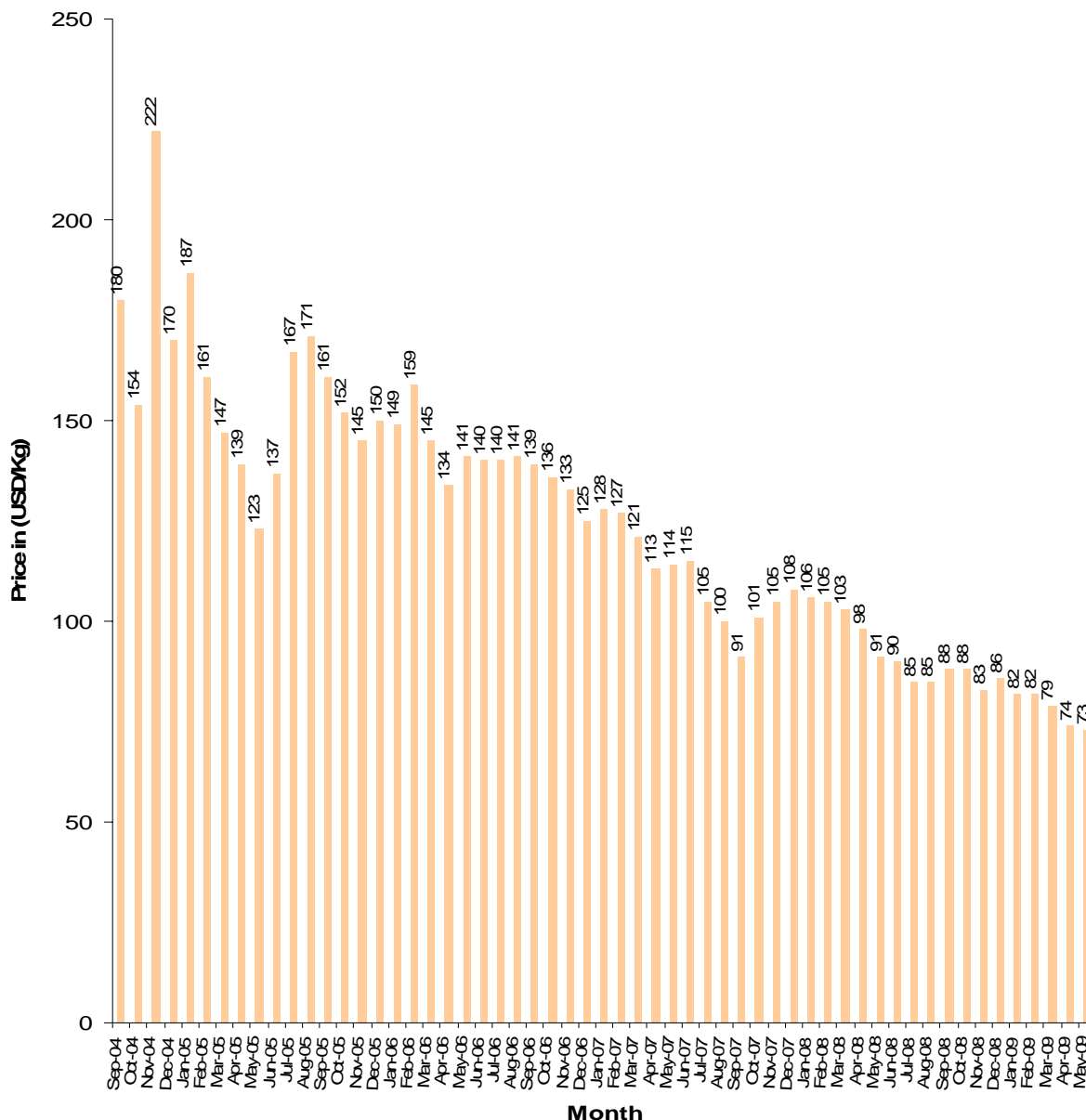
## DRY OPIUM:

### FARM GATE PRICE:

At the end of May 2009, the national average price for one kilogram of dry opium in Afghanistan at the farm gate level was **USD 73/kg** with 1.3% decrease compared to price reported in April 2009. This is the lowest price observed since September 2004.

The average dry opium price is 20% less than the price reported in May 2008 which was 91 USD/kg. The average dry opium price is showing a decreasing trend since January 2009.

**Graph 1: Weighted average price of dry opium from September 2004 to May 2009**



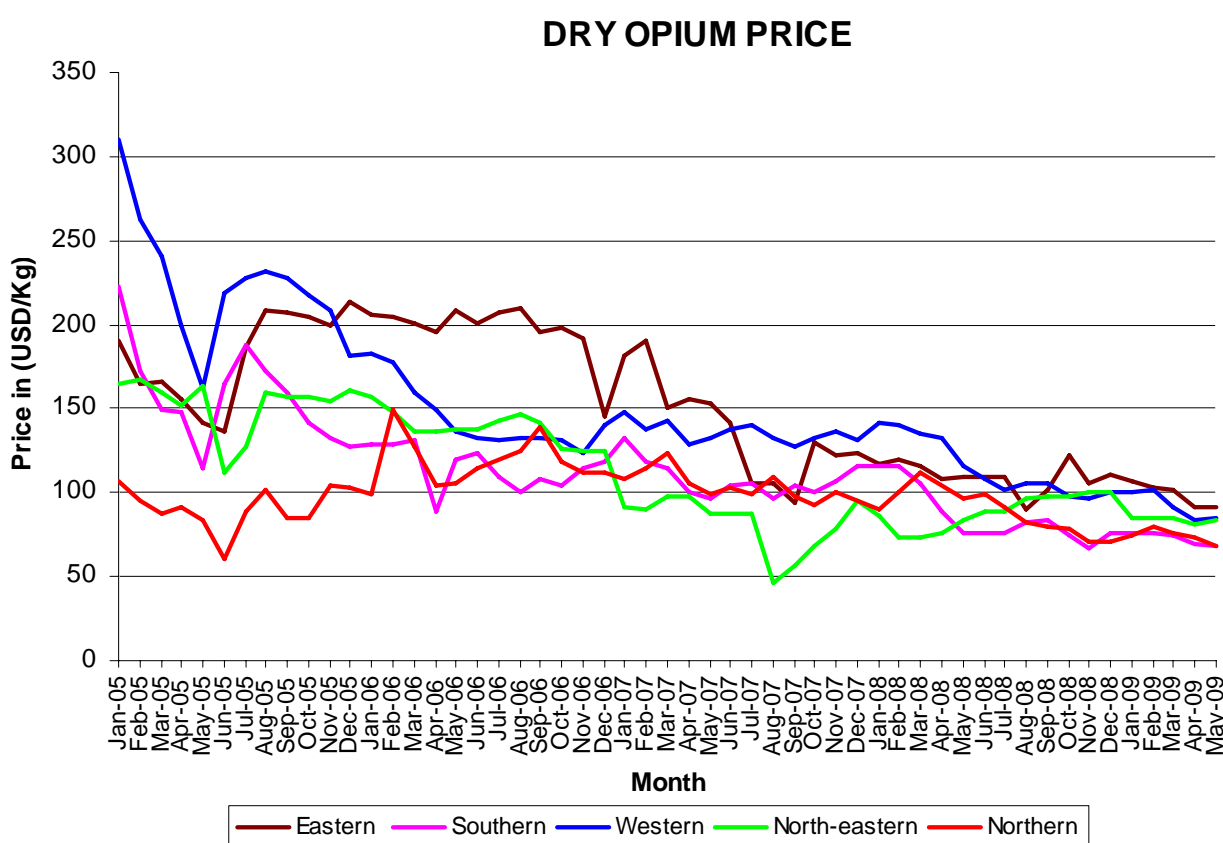
**TRADER PRICE:**

At the end of May 2009, the national average dry opium price collected from traders was **USD 78/kg** with 1% decrease compared to price reported in last month. Dry opium price collected from traders has decreased in Southern and Northern regions by 1% and 7% respectively. In Western and North-eastern regions, dry opium prices has increased by 1% and 2% respectively. No change in the prices of Eastern region is observed.

**Table 1: Regional Average Price of dry opium collected from traders (USD/Kg)**

Region	Price of Dry Opium (USD/Kg)		
	Apr-09	May-09	Change
Eastern region (Kunar, Laghman, Nangarhar)	92	92	0%
Southern region (Hilmand, Kandahar)	69	68	-1%
Western region (Badghis, Farah, Ghor, Hirat, Nimroz)	84	85	1%
North-eastern region (Badakhshan, Takhar)	81	83	2%
Northern region (Balkh, Faryab, Kunduz)	73	68	-7%
<b>Average</b>	<b>79</b>	<b>78</b>	<b>-1%</b>

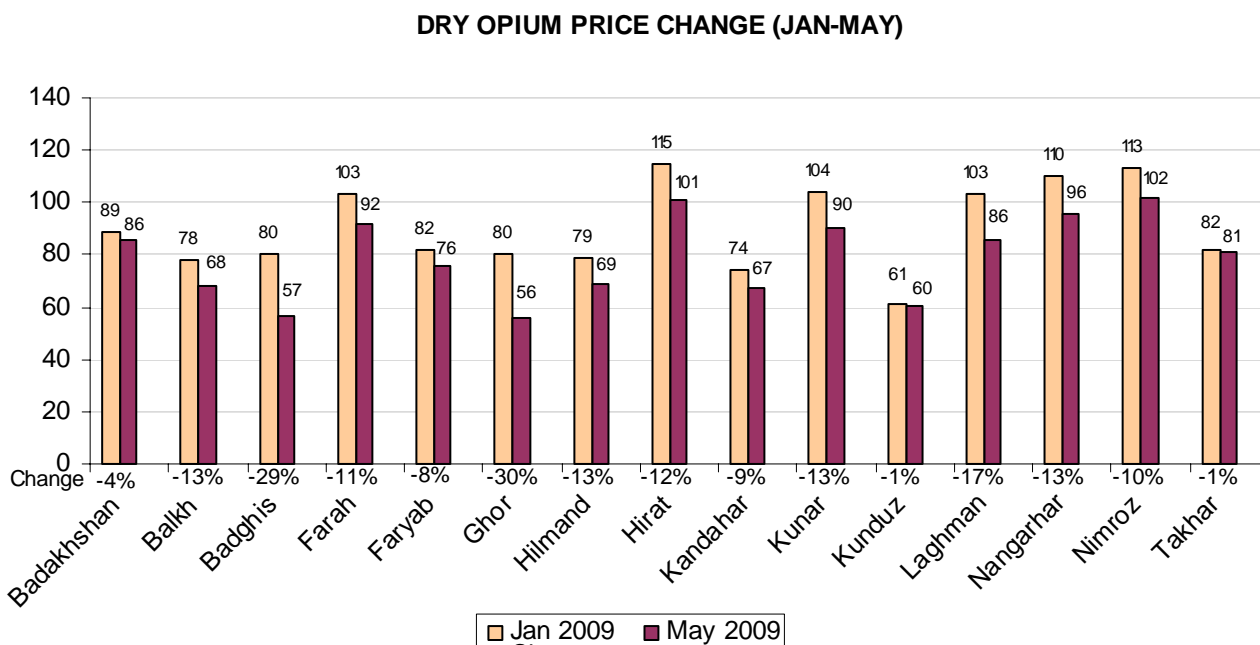
**Graph 2: Regional weighted average price of dry opium collected from traders (January 2005-May 2009)**



Since June 2007, prices in the Western and Eastern Regions are constantly higher than the prices in other regions. Increase in prices in the Western and Eastern regions can be attributed to their strategic positions in trafficking bordering Iran and Pakistan respectively. Prices in Southern and Northern region are consistently lower than other regions since last few months. Lower prices in Southern region can be explained by availability of opium stocks with the farmers and drug dealers as a result of bumper opium production in 2007 and 2008. There is little opium produced in the north and north-eastern regions in 2008.

The main reasons behind decrease in opium prices are low demand for opium and increase in law enforcement activities in the regions. In Southern, Western and eastern regions, availability of fresh opium is another factor for the decrease as opium is being harvested.

**Graph 3: Provincial average price of dry opium collected from traders (January 2009 - May 2009)**



**Table 2: Price of Afghanistan dry opium in Pakistan (USD/Kg):**

	May-08	Jun-08	Jul-08	Aug-08	Sep-08	Oct-08	Nov-08	Dec-08	Jan-09	Feb-09	Mar-09	Apr-09	May-09
Dry Opium	270	205	168	197	166	102	153	202	214	188	136	142	129

**FRESH OPIUM:**

At the end of May 2009, the national average price of fresh opium was **USD 52/kg** at farm gate level with 3.7% decrease and **USD 58kg** at trader level with 3.3% decrease compared to the prices reported last month. Fresh opium prices at farm gate and trader level were well above USD 100/kg till early 2007. Later prices decreased drastically. Price at farm gate level and price collected from traders in May 2009 are the lowest price ever recorded Since UNODC started monitoring opium prices.

## HEROIN PRICES:

UNODC regional offices in Afghanistan and Pakistan reported below prices for Heroin (prices of best quality considered).

**Table 3: Heroin Price in Afghanistan and Pakistan (USD/Kg)**

Afghanistan	May-08	Jun-08	Jul-08	Aug-08	Sep-08	Oct-08	Nov-08	Dec-08	Jan-09	Feb-09	Mar-09	Apr-09	May-09
Badakhshan	2211	2493	2494	2499	2507	2507	2407	2417	2398	2383	2383	2383	2383
Balkh	3200	3300	3300	3000	3100	3000	2900	2900	3000	3200	3000	2900	2850
Hirat	2227	2102	2049	2088	2093	1900	1868	1826	1867	1735	1602	1364	1500
Nangarhar	1799	2126	1970	1839	1920	1984	1875	1891	1891	1902	1817	1858	1800
Kandahar	2420	2425	2420	2420	2480	2370	2290	2320	2330	2335	2320	2300	2290
Takhar	2010	2193	2194	2194	2288	2288	2197	2206	2110	2097	2097	2097	2097
<b>Average</b>	<b>2311</b>	<b>2440</b>	<b>2405</b>	<b>2340</b>	<b>2398</b>	<b>2342</b>	<b>2256</b>	<b>2260</b>	<b>2266</b>	<b>2275</b>	<b>2203</b>	<b>2150</b>	<b>2153</b>

Pakistan	May-08	Jun-08	Jul-08	Aug-08	Sep-08	Oct-08	Nov-08	Dec-08	Jan-09	Feb-09	Mar-09	Apr-09	May-09
Peshawer	3297	3299	3144	3283	2559	2559	2542	2774	3152	3378	3101	3158	3021

## CANNABIS RESIN PRICES:

UNODC regional offices in Afghanistan and Pakistan reported below prices for cannabis resin (prices of best quality considered).

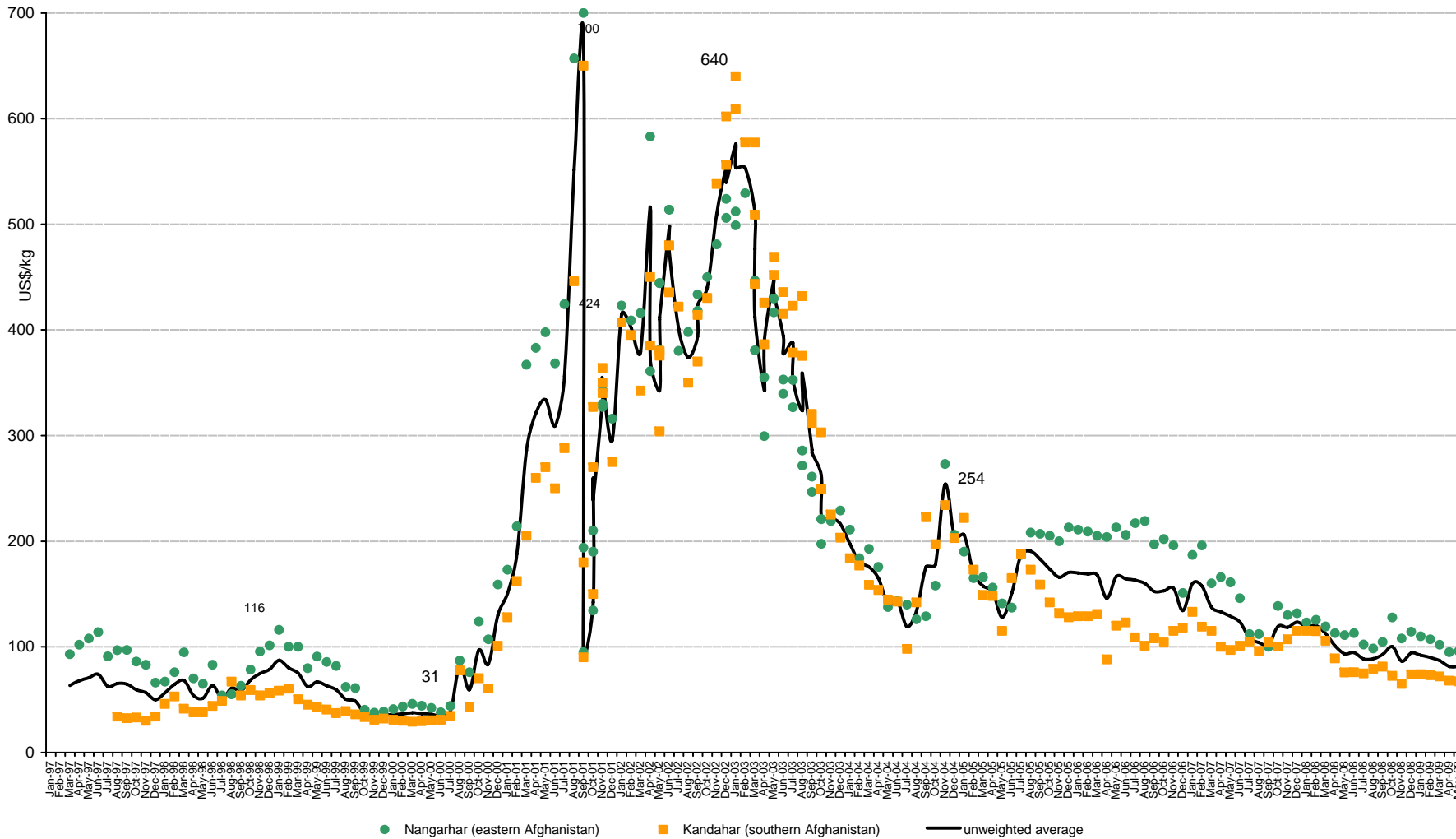
**Table 4: Cannabis resin price in Afghanistan and Pakistan (USD/Kg)**

Afghanistan	May-08	Jun-08	Jul-08	Aug-08	Sep-08	Oct-08	Nov-08	Dec-08	Jan-09	Feb-09	Mar-09	Apr-09	May-09
Badakhshan	83	73	73	73	66	60	57	58	67	67	65	65	65
Balkh	86	90	90	69	80	70	63	58	67	71	67	67	67
Hirat	70	70	72	75	76	65	65	61	62	51	50	61	61
Nangarhar	39	29	21	26	26	26	31	25	38	27	27	35	37
Kandahar	18	18	18	22	24	23	26	27	28	28	27	22	20
Takhar	64	64	64	63	64	58	55	56	44	44	44	44	44
<b>Average</b>	<b>60</b>	<b>57</b>	<b>56</b>	<b>55</b>	<b>56</b>	<b>50</b>	<b>50</b>	<b>48</b>	<b>51</b>	<b>48</b>	<b>47</b>	<b>49</b>	<b>49</b>

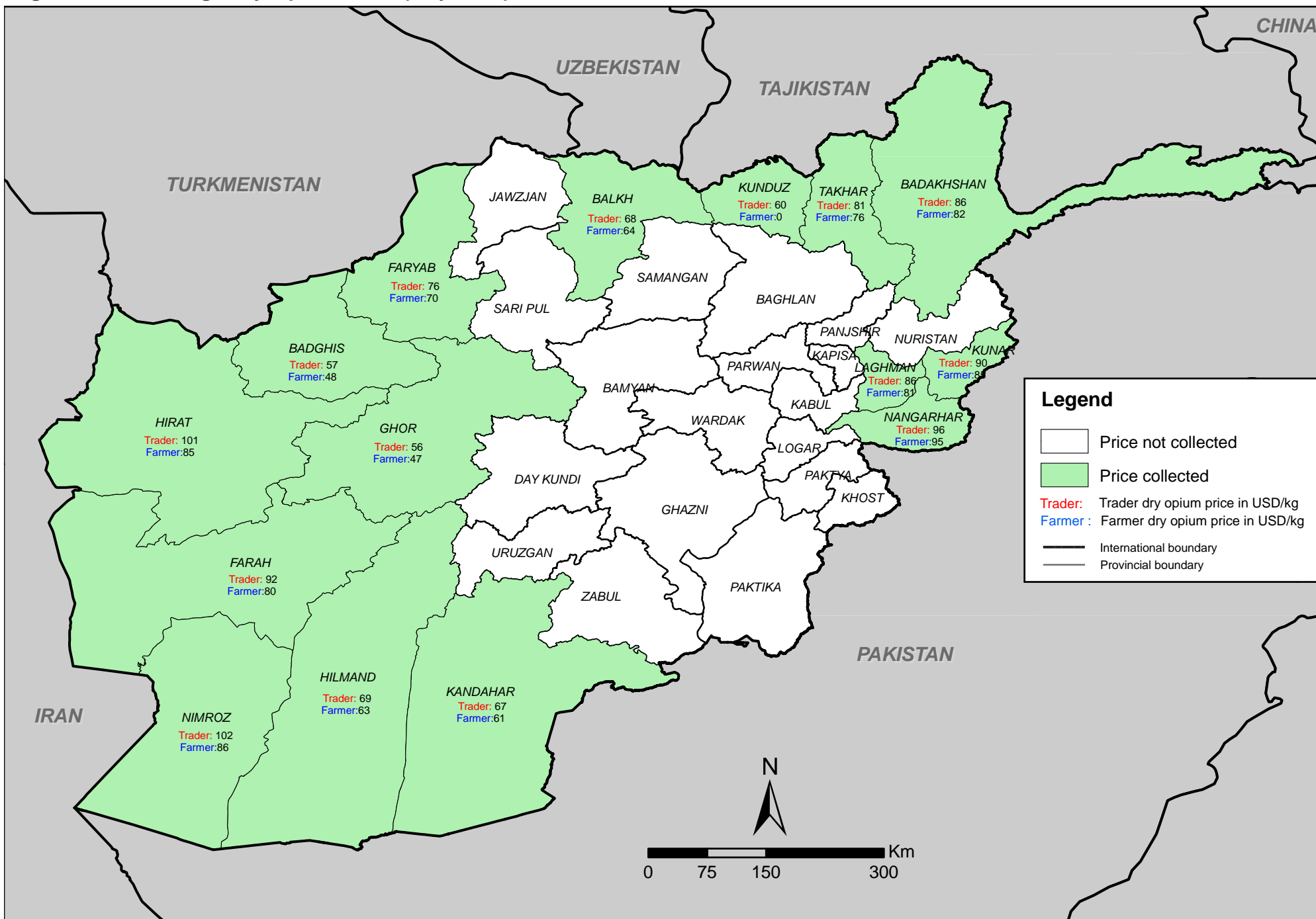
Pakistan	May-08	Jun-08	Jul-08	Aug-08	Sep-08	Oct-08	Nov-08	Dec-08	Jan-09	Feb-09	Mar-09	Apr-09	May-09
Peshawer	270	264	168	184	192	179	203	214	240	238	223	248	222

Graph 4:

Prices of dry opium in Nangarhar and Kandahar provinces collected from traders (USD/kg), March 1997 - May 2009



# Afghanistan: Average Dry Opium Price (May 2009)



Source: Government of Afghanistan - National monitoring system implemented by UNODC

Note: The boundaries and names shown and the designations used on this map do not imply official endorsement or acceptance by the United Nations.

## Regional grouping of provinces for the opium poppy survey in Afghanistan



Source: Government of Afghanistan - National monitoring system implemented by UNODC

Note: The boundaries and names shown and the designations used on this map do not imply official endorsement or acceptance by the United Nations.