



UNODC

United Nations Office on Drugs and Crime



Government of Afghanistan
Ministry of Counter Narcotics

November 2009

Afghanistan Opium Price Monitoring Monthly Report



**Ministry of Counter Narcotics, Islamic Republic of Afghanistan, Kabul
And
United Nations Office on Drugs and Crime, Kabul**

Summary

- Opium prices are collected from 15 of 34 provinces. The prices are collected for dry and fresh opium from traders (Trader prices) and farmers (farm gate prices). Heroin and cannabis resin prices are also collected from six province of Afghanistan and Peshawar, the nearest town in Pakistan.

- Dry opium prices**

Dry Opium	Nov-09	Nov-08	Increase/ Decrease (%)
Farm gate price (USD/Kg)	79	83	-5%
Trader price (USD/Kg)	88	87	1%

- Fresh opium prices**

Fresh Opium	Nov-09	Nov-08	Increase/ Decrease (%)
Farm gate price (USD/Kg)	54	55	-2%
Trader price (USD/Kg)	61	64	-5%

- Heroin and cannabis resin prices in Afghanistan**

Afghanistan	Nov-09	Nov-08	Increase/ Decrease (%)
Heroin (USD/Kg)	2194	2256	-3%
Cannabis (USD/Kg)	54	50	8%

- Heroin and Cannabis resin prices in Peshawar, Pakistan**

Peshawar, Pakistan	Nov-09	Nov-08	Increase/ Decrease (%)
Heroin (USD/Kg)	2152	2542	-15%
Cannabis (USD/Kg)	227	203	12%

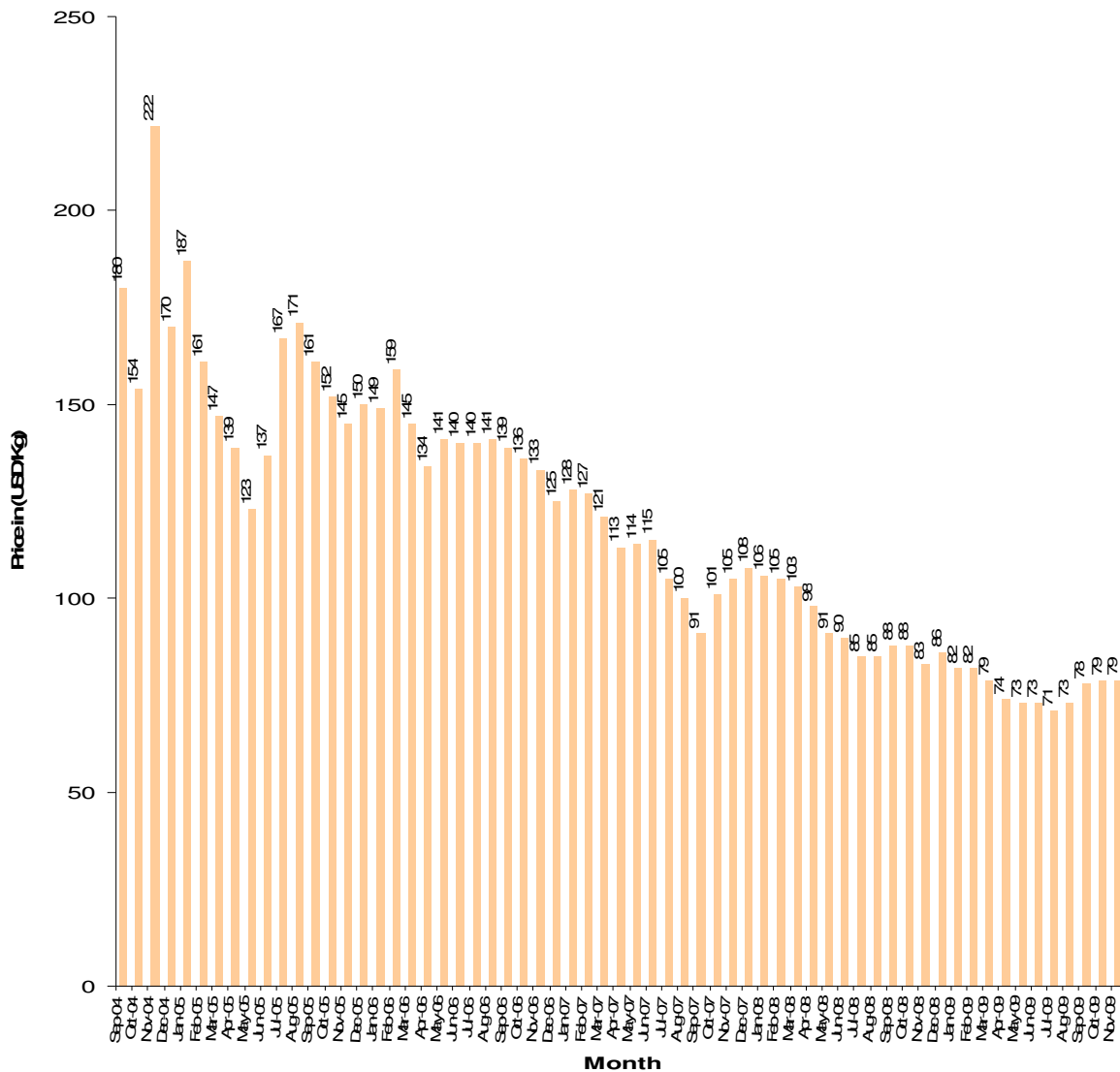
DRY OPIUM:

FARM GATE PRICE:

At the end of November 2009, the national average price for one kilogram of dry opium in Afghanistan at the farm gate level was **USD 79/kg** with no change compared to price reported in October 2009 (USD 79/kg).

The average dry opium price is 5% less than the price reported in November 2008 which was 83 USD/kg.

Graph 1: ¹ Average price of dry opium from September 2004 to November 2009



¹ Simple average of all observations

TRADER PRICE:

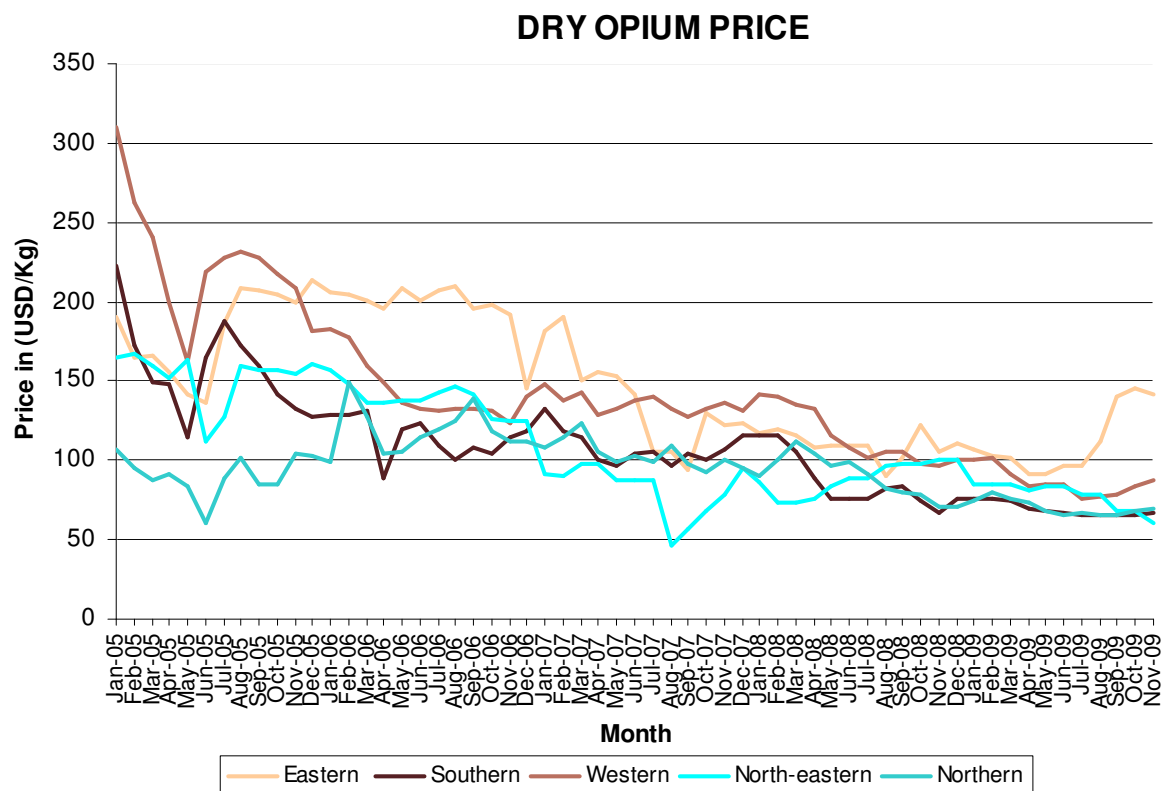
At the end of November 2009, the national average dry opium price collected from traders was **USD 88/kg** with 3% increase compared to price reported in last month (USD 86/kg). Dry opium price collected from traders has decreased by 3% in Eastern and 12% Northern regions while it has increased by 2%, 6% and 1% in southern, western and northern regions respectively.

The price of dry opium collected from traders in the eastern region is much higher (about 50%) compared to other regions and that is because very less opium is available in the eastern region since there was not much cultivation in 2008 and 2009. Also, easy access to Pakistan for trafficking the opium could be another factor behind the higher price.

Table 1: Regional weighted² average price of dry opium collected from traders (USD/Kg)

Region	Price of Dry Opium (USD/Kg)		Change
	Oct-09	Nov-09	
Eastern region (Kunar, Laghman, Nangarhar)	145	141	-3%
Southern region (Hilmand, Kandahar)	66	67	2%
Western region (Badghis, Farah, Ghor, Hirat, Nimroz)	83	88	6%
North-eastern region (Badakhshan, Takhar)	68	60	-12%
Northern region (Balkh, Faryab, Kunduz)	68	69	1%
Average	86	88	2%

Graph 2: Regional weighted² average price of dry opium from traders (January 2005-November 2009)



² Simple average of all observations

Since June 2007, prices in the Eastern and Western regions are generally higher than the prices in other regions. Increase in prices in the Eastern and Western regions can be attributed to their strategic positions in trafficking bordering Pakistan and Iran respectively. Prices in Southern, Northern and North-eastern regions are generally lower than other regions since last few years. Lower prices in Southern region can be explained by availability of opium stocks with the farmers and drug dealers as a result of large quantity of opium production in 2008 and 2009. There is little opium produced in north and north-eastern regions in 2008 and 2009.

Graph 3: Provincial average price of dry opium collected from traders (January 2009 – November 2009)

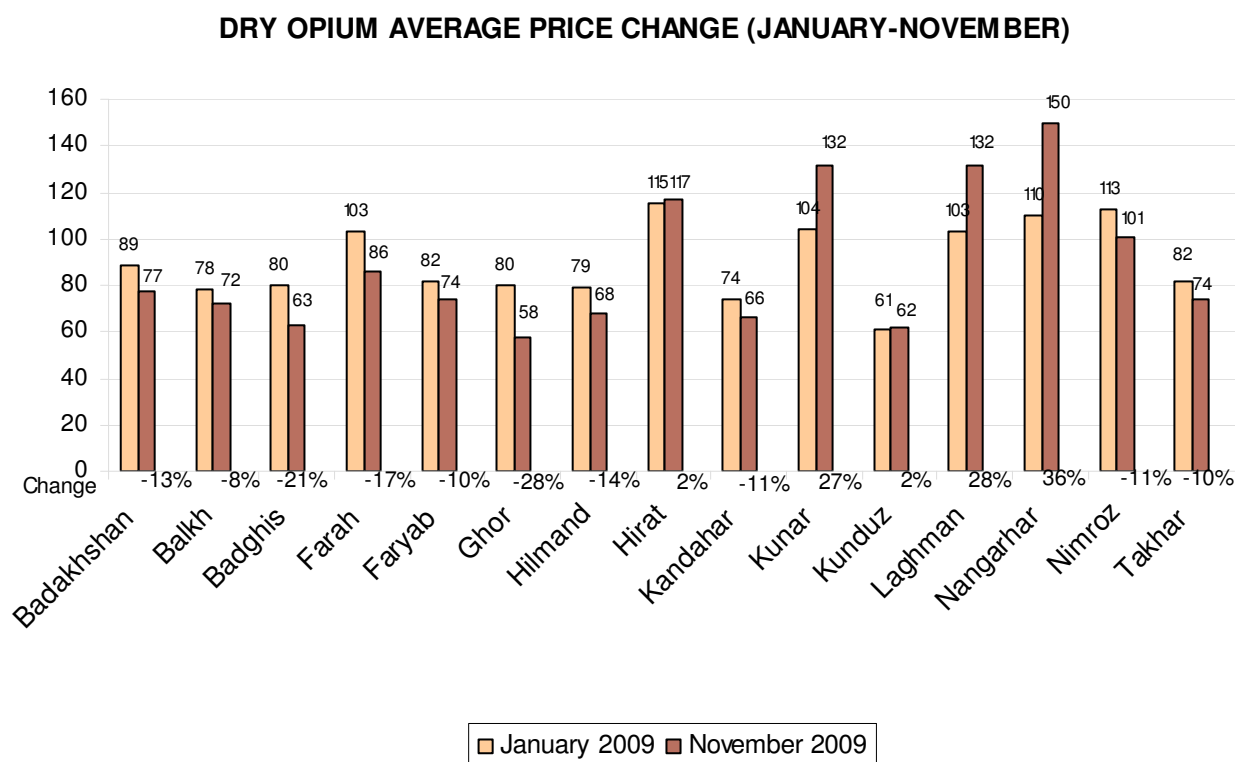


Table 2: Price of Afghanistan dry opium in Pakistan (USD/Kg):

	Oct-08	Nov-08	Dec-08	Jan-09	Feb-09	Mar-09	Apr-09	May-09	Jun-09	Jul-09	Aug-09	Sep-09	Oct-09	Nov-09
Dry Opium	102	153	202	214	188	136	142	129	111	97	145	156	180	143

FRESH OPIUM:

At the end of November 2009, the national average price of fresh opium was **USD 54/kg** at farm gate level with 7% decrease and **USD 61kg** at trader level with 6% decrease compared to the prices reported last month. Fresh opium prices at farm gate and trader level were well above USD 100/kg till early 2007. Later prices decreased drastically.

After the harvest season there is no fresh opium available, but farmers keep their fresh opium in plastic bags or dishes covered with leaves in order to preserve moisture. This opium is referred as fresh opium.

HEROIN PRICES:

UNODC regional offices in Afghanistan and Pakistan reported below prices for Heroin (prices of best quality considered).

Table 3: Heroin Price in Afghanistan and Pakistan (USD/Kg)

Afghanistan	Nov-08	Dec-08	Jan-09	Feb-09	Mar-09	Apr-09	May-09	Jun-09	Jul-09	Aug-09	Sep-09	Oct-09	Nov-09
Badakhshan	2407	2417	2398	2383	2383	2383	2383	2383	2512	2495	2526	2536	2539
Balkh	2900	2900	3000	3200	3000	2900	2850	2800	2750	2700	2650	2700	2750
Hirat	1868	1826	1867	1735	1602	1364	1500	1400	1450	1499	1509	1505	1508
Nangarhar	1875	1891	1891	1902	1817	1858	1800	1783	1751	1749	1866	1857	1853
Kandahar	2290	2320	2330	2335	2320	2300	2290	2280	2270	2265	2270	2275	2280
Takhar	2197	2206	2110	2097	2097	2097	2097	2097	2211	2196	2223	2232	2234
Average	2256	2260	2266	2275	2203	2150	2153	2124	2157	2151	2174	2184	2194

Pakistan	Nov-08	Dec-08	Jan-09	Feb-09	Mar-09	Apr-09	May-09	Jun-09	Jul-09	Aug-09	Sep-09	Oct-09	Nov-09
Peshawer	2542	2774	3152	3378	3101	3158	3021	2828	2415	2412	2400	2636	2152

CANNABIS RESIN PRICES:

UNODC regional offices in Afghanistan and Pakistan reported below prices for cannabis resin (prices of best quality considered).

Table 4: Cannabis resin price in Afghanistan and Pakistan (USD/Kg)

Afghanistan	Oct-08	Nov-08	Dec-08	Jan-09	Feb-09	Mar-09	Apr-09	May-09	Jun-09	Jul-09	Aug-09	Sep-09	Oct-09	Nov-09
Badakhshan	60	57	58	67	67	65	65	65	65	68	68	69	69	65
Balkh	70	63	58	67	71	67	67	67	67	66	64	61	65	71
Hirat	65	65	61	62	51	50	61	61	55	50	50	50	50	52
Nangarhar	26	31	25	38	27	27	35	37	35	36	43	52	48	60
Kandahar	23	26	27	28	28	27	22	20	22	23	26	32	30	28
Takhar	58	55	56	44	44	44	44	44	44	46	46	46	47	47
Average	50	50	48	51	48	47	49	49	48	48	50	52	52	54

Pakistan	Oct-08	Nov-08	Dec-08	Jan-09	Feb-09	Mar-09	Apr-09	May-09	Jun-09	Jul-09	Aug-09	Sep-09	Oct-09	Nov-09
Peshawer	179	203	214	240	238	223	248	222	246	242	302	336	312	227

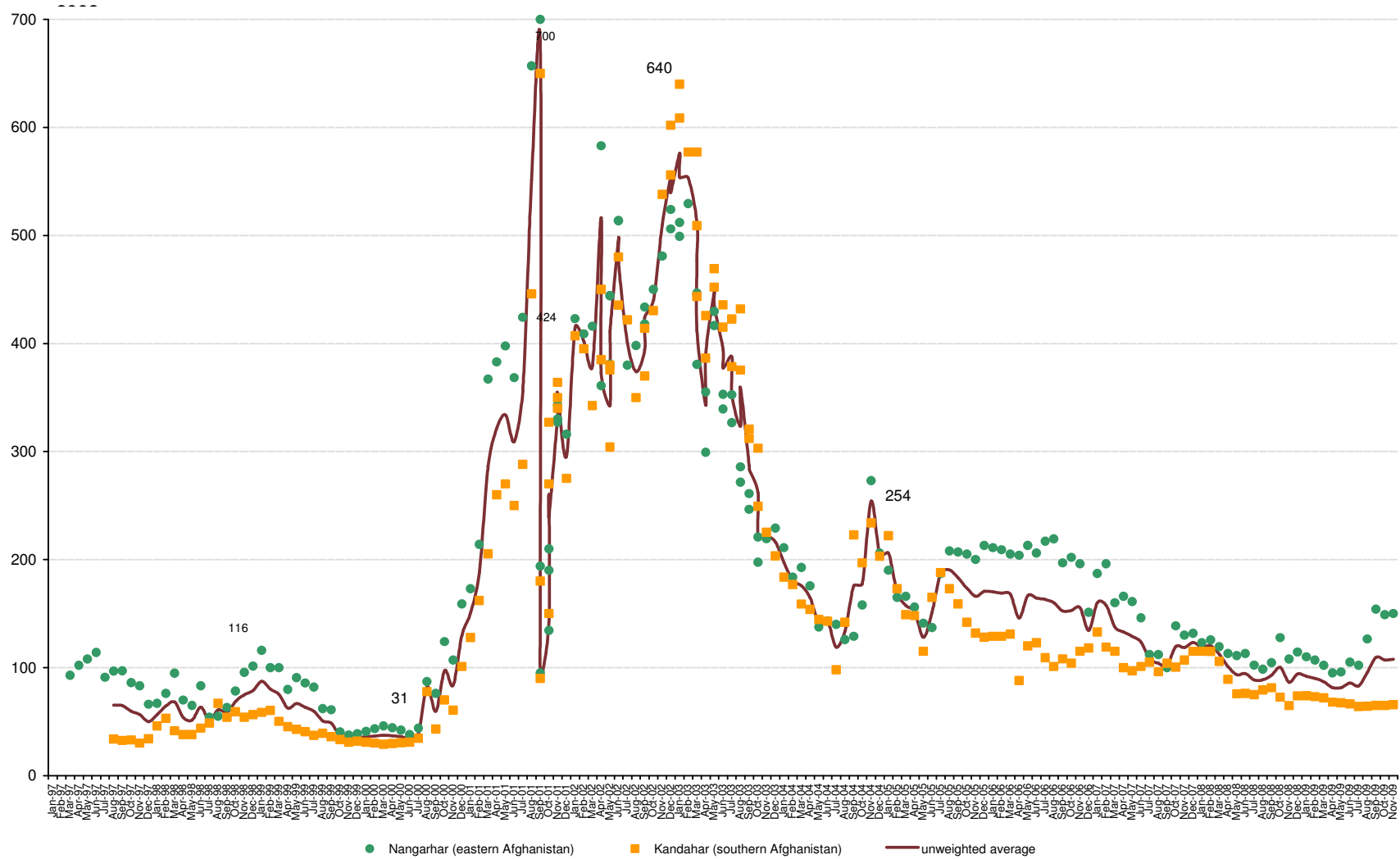
The price of cannabis in Pakistan is generally higher than in Afghanistan because of its better quality and higher demand.

The number of observations for dry and fresh opium prices collected at farm-gate and trader is as below

	Number of observations (n)		Number of provinces price collected
	Farm-gate price	Trader price	
Dry Opium	199	187	15
Fresh Opium	125	132	10

Graph 4:

Average price of dry opium in Nangarhar and Kandahar provinces collected from traders (US\$/kg), March 1997 - November 2009



Regional grouping of provinces for the opium poppy survey in Afghanistan



Source: Government of Afghanistan - National monitoring system implemented by UNODC

Note: The boundaries and names shown and the designations used on this map do not imply official endorsement or acceptance by the United Nations.