



**Islamic Republic of Afghanistan
Ministry of Counter Narcotics**



UNODC
United Nations Office on
Drugs and Crime

مطابق دلو سال ۱۳۸۸ خورشیدی January 2010

Afghanistan Opium Price Monitoring Monthly Report



MCN / UNODC
Ministry of Counter Narcotics, Kabul
And
United Nations Office on Drugs and Crime, Kabul

MCN / UNODC

Afghanistan Opium Price Monitoring, January 2010

Summary

- Opium prices are collected from 15 of 34 provinces. The prices are collected for dry and fresh opium from traders (Trader prices) and farmers (farm gate prices). Heroin and cannabis resin prices are also collected from six province of Afghanistan and Peshawar, the nearest town in Pakistan.

- Dry opium prices**

Dry Opium	Jan-09	Jan-10	Increase/ Decrease (%)
Farm gate price (US\$/Kg)	82	95	16%
Trader price (US\$/Kg)	90	102	13%

- Fresh opium prices**

Fresh Opium	Jan-09	Jan-10	Increase/ Decrease (%)
Farm gate price (US\$/Kg)	61	72	18%
Trader price (US\$/Kg)	68	79	16%

- Heroin and cannabis resin prices in Afghanistan**

Afghanistan	Jan-09	Jan-10	Increase/ Decrease (%)
Heroin (US\$/Kg)	2266	2325	3%
Cannabis (US\$/Kg)	51	58	14%

- Heroin and Cannabis resin prices in Peshawar, Pakistan**

Peshawar, Pakistan	Jan-09	Jan-10	Increase/ Decrease (%)
Heroin (US\$/Kg)	3152	2251	-29%
Cannabis (US\$/Kg)	240	254	6%

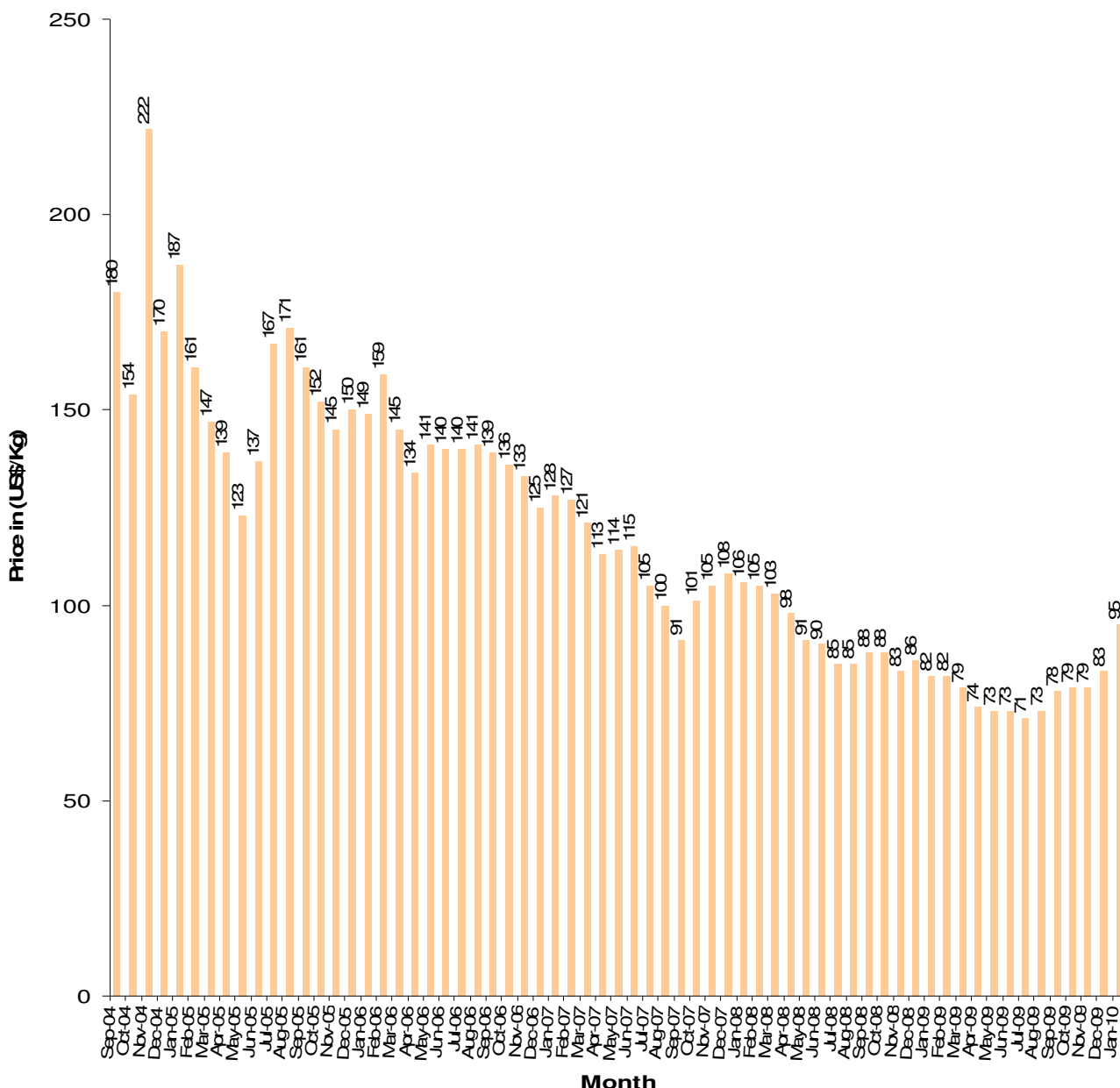
DRY OPIUM:

FARM GATE PRICE:

At the end of January 2010, the national average price for one kilogram of dry opium in Afghanistan at the farm gate level was **US\$ 95/kg** with 15% increase compared to price reported in December 2009 (US\$ 83/kg). The dry opium price at the farm gate level has increasing trend since July 2009. Government campaign against poppy cultivation and fear of eradication might be the reasons behind the increasing trend.

The average dry opium price is 16% higher than the price reported in January 2009 which was US\$ 82/kg.

Graph 1: ¹ Average price of dry opium from September 2004 to January 2010



¹ Simple average of all observations

TRADER PRICE:

At the end of January 2010, the national average dry opium price collected from traders was **US\$ 102/kg** with 13% increase compared to price reported in last month (US\$ 90/kg).

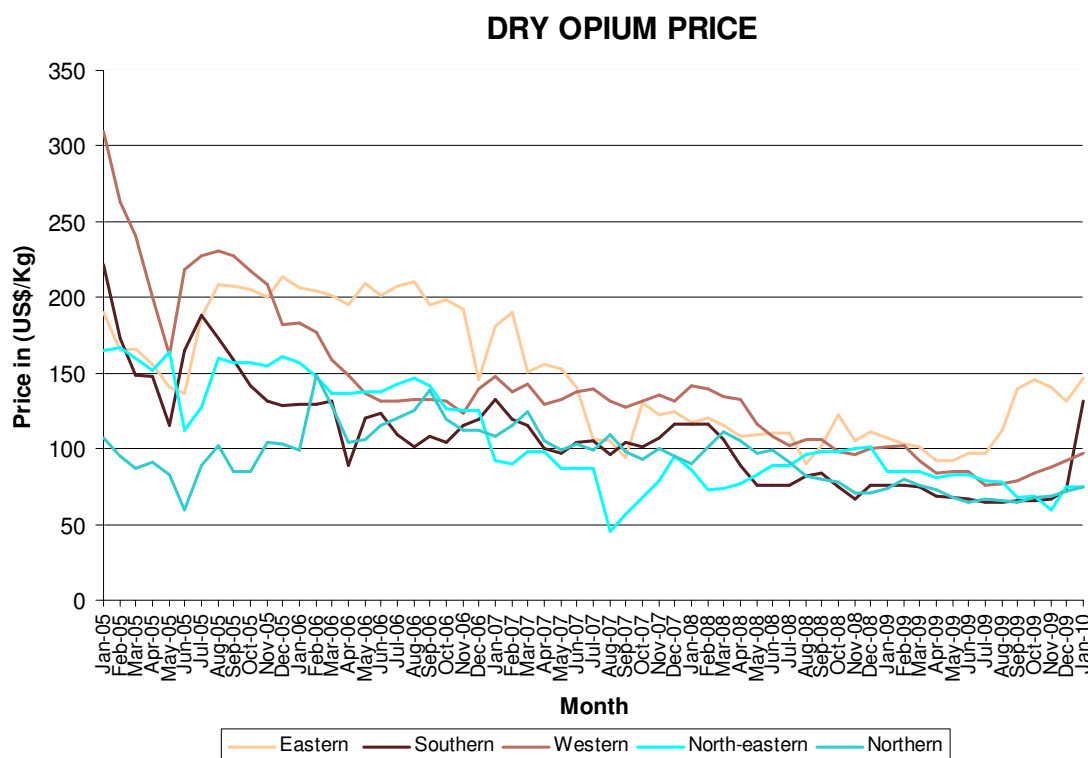
Dry opium price collected from traders has increased by 12%, 79%, 5%, 4% in Eastern, Southern, Western and Northern regions respectively. The trader price remains the same as last month in the North-eastern region. The 79% increase in the Southern region is due to sudden increase in trading activities in the border with Iran.

The price of dry opium collected from traders in the eastern region is much higher compared to other regions except Southern and that is because very less opium is available in the eastern region since there was not much cultivation in 2008 and 2009. Also, easy access to Pakistan for trafficking the opium could be another factor behind the higher price.

Table 1: Regional weighted² average price of dry opium collected from traders (US\$/Kg)

Region	Price of Dry Opium (USD/Kg)		
	Dec-09	Jan-10	Change
Eastern region (Kunar, Laghman, Nangarhar)	131	147	12%
Southern region (Hilmand, Kandahar)	73	131	79%
Western region (Badghis, Farah, Ghor, Hirat, Nimroz)	92	97	5%
North-eastern region (Badakhshan, Takhar)	75	75	0%
Northern region (Balkh, Faryab, Kunduz)	72	75	4%
Average	90	102	13%

Graph 2: Regional weighted² average price of dry opium from traders (January 2005-Jnauary 2010)



² Simple average of all observations

Since June 2007, prices in the Eastern and Western regions are generally higher than the prices in other regions. Increase in prices in the Eastern and Western regions can be attributed to their strategic positions in trafficking bordering Pakistan and Iran respectively. Prices in Southern, Northern and North-eastern regions are generally lower than other regions since last few years.

Table 2: Price of Afghanistan dry opium in Pakistan (US\$/Kg):

	Jan-09	Feb-09	Mar-09	Apr-09	May-09	Jun-09	Jul-09	Aug-09	Sep-09	Oct-09	Nov-09	Dec-09	Jan-10
Dry Opium	214	188	136	142	129	111	97	145	156	180	143	153	139

FRESH OPIUM:

At the end of January 2010, the national average price of fresh opium was **US\$ 72/kg** at farm gate level with 24% increase and **US\$ 79/kg** at trader level with 21% increase compared to the prices reported last month. Fresh opium prices at farm gate and trader level were well above US\$100/kg till early 2007.

After the harvest season there is no fresh opium available, but farmers keep their fresh opium in plastic bags or dishes covered with leaves in order to preserve moisture. This opium is referred as fresh opium.

HEROIN PRICES:

MCN & UNODC regional offices in Afghanistan and Pakistan reported below prices for Heroin (prices of best quality considered).

Table 3: Heroin Price in Afghanistan and Pakistan (US\$/Kg)

Afghanistan	Jan-09	Feb-09	Mar-09	Apr-09	May-09	Jun-09	Jul-09	Aug-09	Sep-09	Oct-09	Nov-09	Dec-09	Jan-10
Badakhshan	2398	2383	2383	2383	2383	2383	2512	2495	2526	2536	2539	2539	2633
Balkh	3000	3200	3000	2900	2850	2800	2750	2700	2650	2700	2750	2800	3000
Hirat	1867	1735	1602	1364	1500	1400	1450	1499	1509	1505	1508	1509	1514
Nangarhar	1891	1902	1817	1858	1800	1783	1751	1749	1866	1857	1853	1769	1847
Kandahar	2330	2335	2320	2300	2290	2280	2270	2265	2270	2275	2280	2320	2640
Takhar	2110	2097	2097	2097	2097	2097	2211	2196	2223	2232	2234	2234	2317
Average	2266	2275	2203	2150	2153	2124	2157	2151	2174	2184	2194	2195	2325

Pakistan	Jan-09	Feb-09	Mar-09	Apr-09	May-09	Jun-09	Jul-09	Aug-09	Sep-09	Oct-09	Nov-09	Dec-09	Jan-10
Peshawar	3152	3378	3101	3158	3021	2828	2415	2412	2400	2636	2152	2234	2251

CANNABIS RESIN PRICES:

MCN / UNODC regional offices in Afghanistan and Pakistan reported below prices for cannabis resin (prices of best quality considered).

Table 4: Cannabis resin price in Afghanistan and Pakistan (US\$/Kg)

Afghanistan	Jan-09	Feb-09	Mar-09	Apr-09	May-09	Jun-09	Jul-09	Aug-09	Sep-09	Oct-09	Nov-09	Dec-09	Jan-10
Badakhshan	67	67	65	65	65	65	68	68	69	69	65	65	67
Balkh	67	71	67	67	67	67	66	64	61	65	71	75	105
Hirat	62	51	50	61	61	55	50	50	50	50	52	50	50
Nangarhar	38	27	27	35	37	35	36	43	52	48	60	59	49
Kandahar	28	28	27	22	20	22	23	26	32	30	28	28	27
Takhar	44	44	44	44	44	44	46	46	46	47	47	47	48
Average	51	48	47	49	49	48	48	50	52	52	54	54	58

Pakistan	Jan-09	Feb-09	Mar-09	Apr-09	May-09	Jun-09	Jul-09	Aug-09	Sep-09	Oct-09	Nov-09	Dec-09	Jan-10
Peshawar	240	238	223	248	222	246	242	302	336	312	227	200	254

The 40% increase in the cannabis price in Balkh province is due to very high demand and low cultivation.

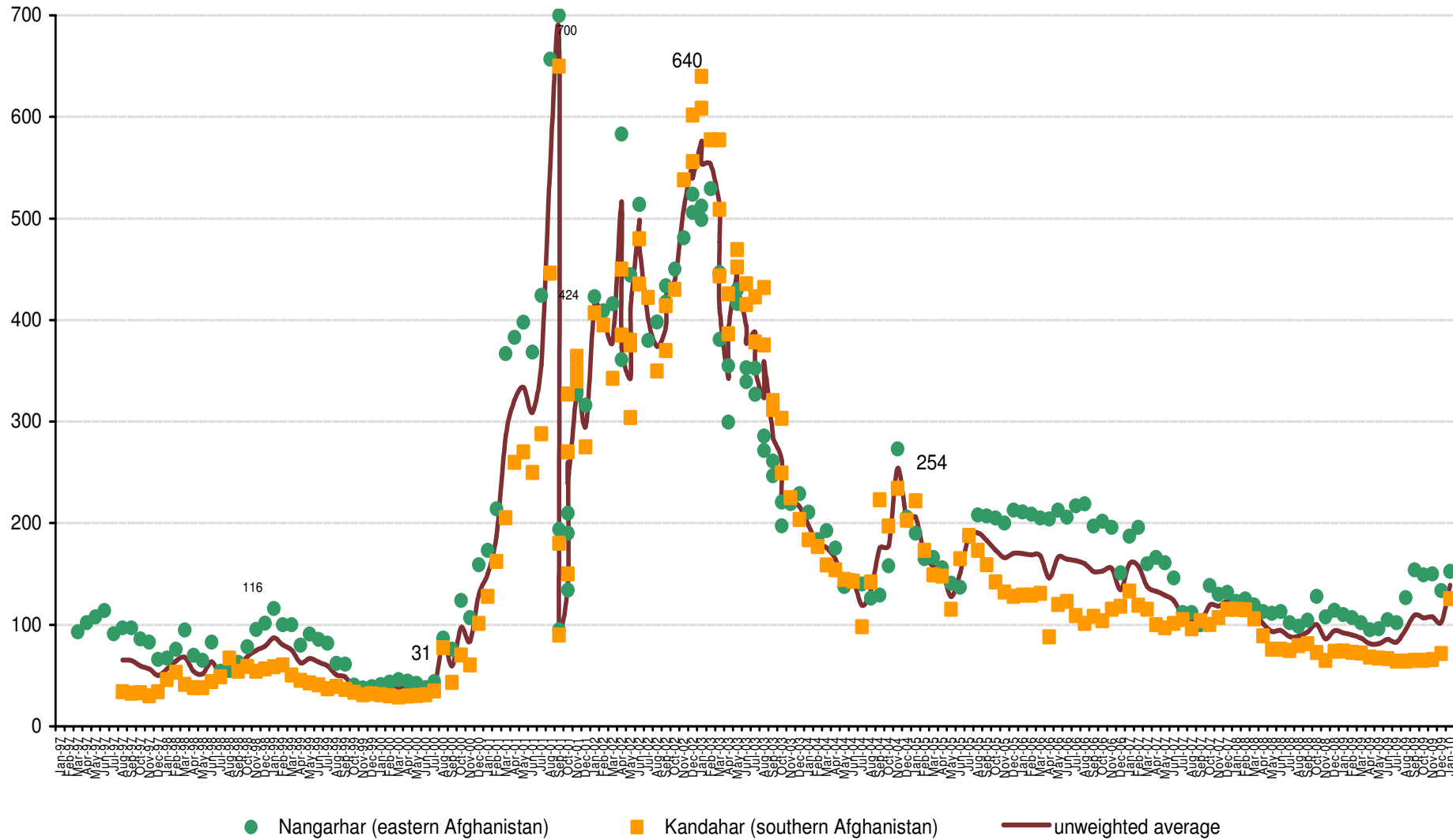
The price of cannabis in Pakistan is generally higher than in Afghanistan because of its better quality and higher demand.

The number of observations for dry and fresh opium prices collected at farm-gate and trader is as below

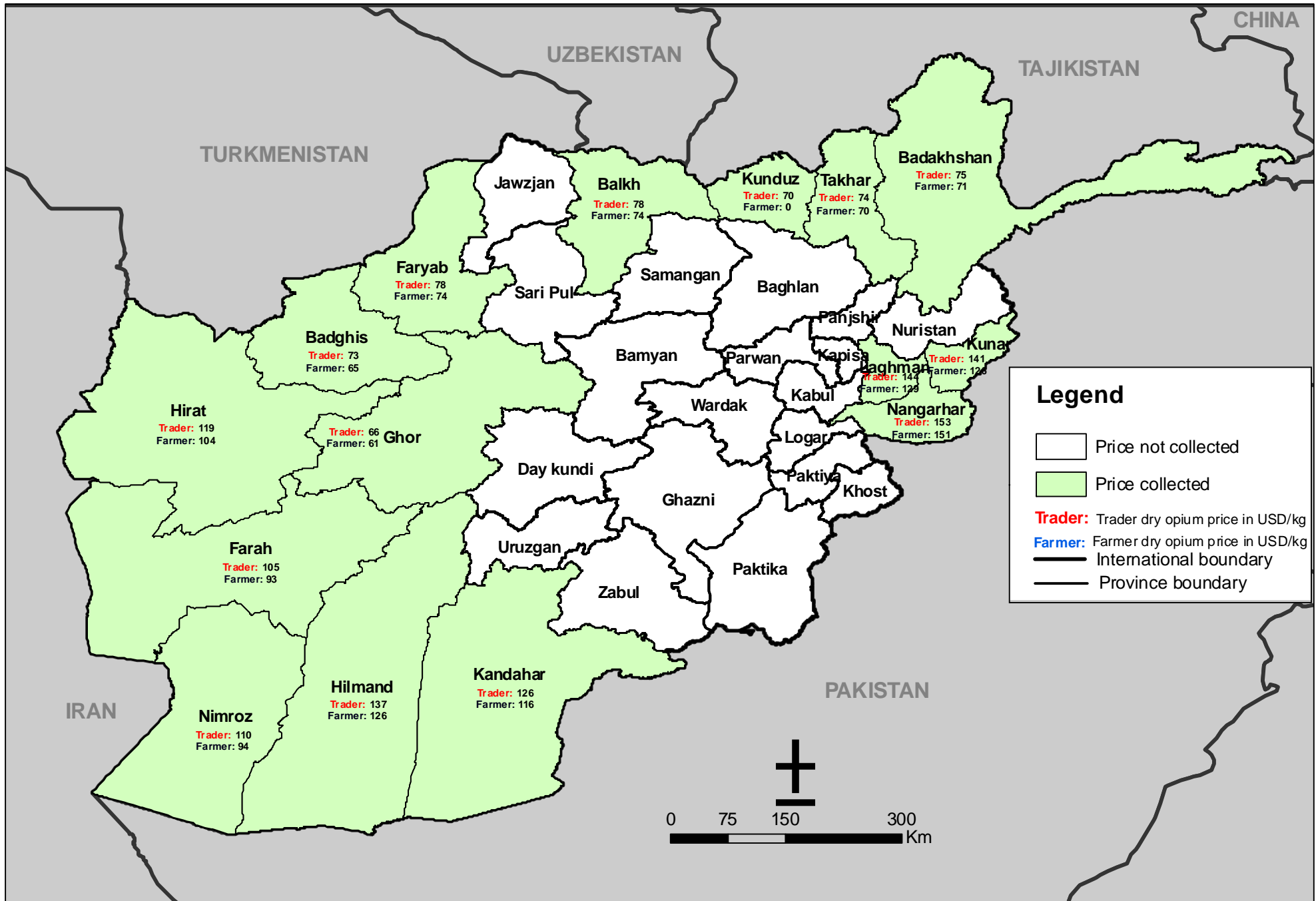
	Number of observations (n)		Number of provinces price collected
	Farm-gate price	Trader price	
Dry Opium	199	207	15
Fresh Opium	120	132	10

Graph 4:

Average price of dry opium in Nangarhar and Kandahar provinces collected from traders (US\$/kg), March 1997 - January 2010



Afghanistan: Average dry opium price (Jan 2010)



Source: Government of Afghanistan - National monitoring system implemented by MCN / UNODC

Note: The boundaries and names shown and the designations used on this map do not imply official endorsement or acceptance by the United Nations.

Regional grouping of provinces for the opium poppy survey in Afghanistan



Source: Government of Afghanistan - National monitoring system implemented by UNODC

Note: The boundaries and names shown and the designations used on this map do not imply official endorsement or acceptance by the United Nations.