



**Islamic Republic of Afghanistan
Ministry of Counter Narcotics**



UNODC
United Nations Office on
Drugs and Crime

June 2010 مطابق سرطان ۱۳۸۹ هجری-شمسی

Afghanistan Opium Price Monitoring Monthly Report



**Ministry of Counter Narcotics, Islamic Republic of Afghanistan, Kabul
And
United Nations Office on Drugs and Crime, Kabul**

MCN / UNODC

Afghanistan Opium Price Monitoring, June 2010

Summary

- Opium prices are collected from 15 of 34 provinces. The prices are collected for dry and fresh opium from traders (Trader prices) and farmers (farm gate prices). Heroin and cannabis resin prices are also collected from six province of Afghanistan and Peshawar, the nearest town in Pakistan.

- Dry opium prices**

Dry Opium	May - 09	May-10	Increase/Decrease (%)
Farm gate price (US\$/Kg)	73	125	71%
Trader price (US\$/Kg)	78	134	72%

- Fresh opium prices**

Fresh Opium	May - 09	May -10	Increase/Decrease (%)
Farm gate price (US\$/Kg)	54	110	104%
Trader price (US\$/Kg)	60	115	92%

- Heroin and cannabis resin prices in Afghanistan**

Afghanistan	May- 09	May -10	Increase/Decrease (%)
Heroin (US\$/Kg)	2124	2715	28%
Cannabis (US\$/Kg)	48	91	90%

- Heroin and Hashish prices in Peshawar, Pakistan**

Peshawar, Pakistan	May -09	May -10	Increase/Decrease (%)
Heroin (US\$/Kg)	2828	2909	3%
Hashish (US\$/Kg)	245	582	138%

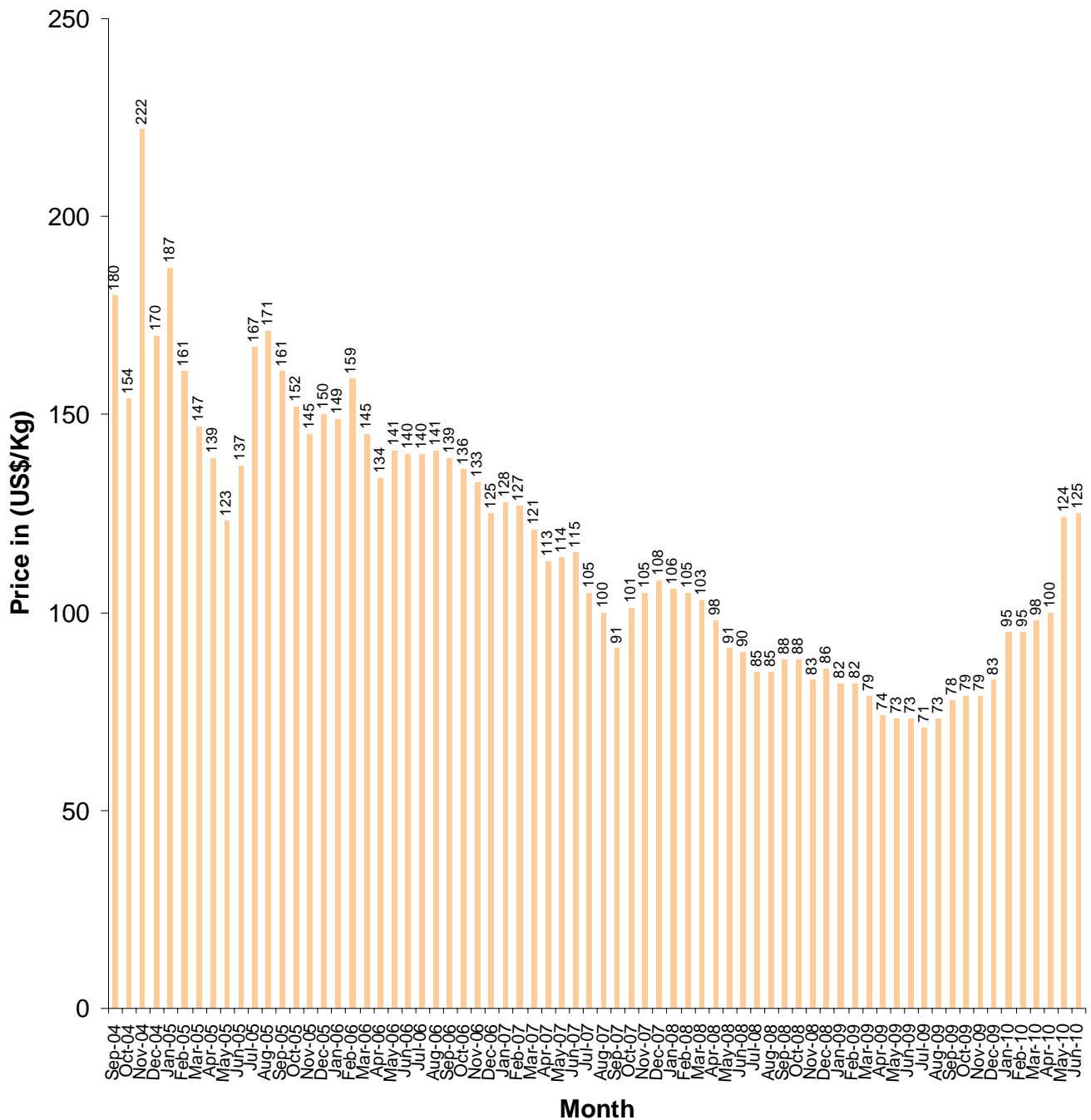
DRY OPIUM:

FARM GATE PRICE:

At the end of June 2010, the national average price for one kilogram of dry opium in Afghanistan at the farm gate level was **US\$ 125/kg** with 1% increase compared to price reported in May 2010 (US\$ 124/kg). The dry opium price at the farm gate level has increasing trend since July 2009

The average dry opium price is 71% higher than the price reported in June 2009 which was US\$ 73/kg.

Graph 1: ¹ Average price of dry opium from September 2004 to June 2010



¹ Simple average of all observations

TRADER PRICE:

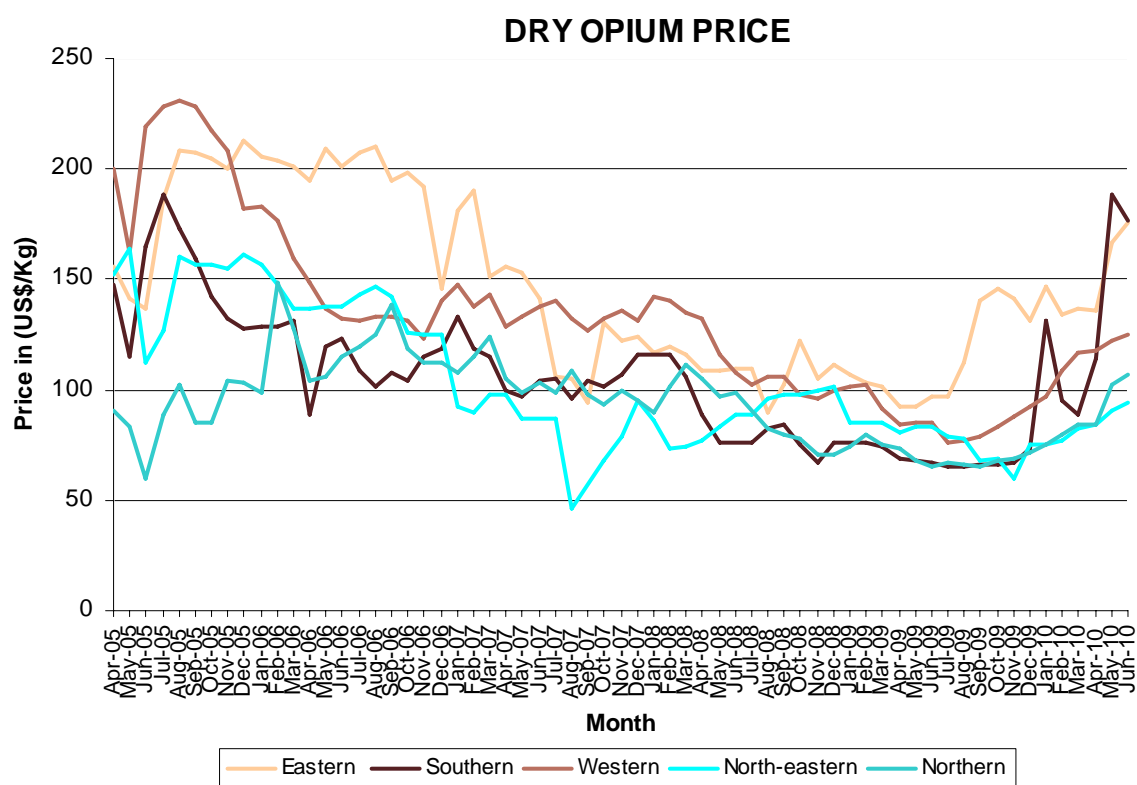
At the end of June 2010, the national average dry opium price collected from traders remained the same as May 2010 (**US\$ 134/kg**).

Dry opium price collected from traders has increased by 5%, 2%, 3%, 4% in Eastern, Western, North-eastern and Northern regions respectively. Dry opium prices decreased by 6% in Southern region.

Table 1: Regional average² price of dry opium collected from traders (US\$/Kg)

Region	Price of Dry Opium (USD/Kg)		
	May-10	Jun-10	Change
Eastern region (Kunar, Laghman, Nangarhar)	167	176	5%
Southern region (Hilmand, Kandahar)	188	177	-6%
Western region (Badghis, Farah, Ghor, Hirat, Nimroz)	122	125	2%
North-eastern region (Badakhshan, Takhar)	91	94	3%
Northern region (Balkh, Faryab, Kunduz)	102	106	4%
Average	134	134	0%

Graph 2: Regional average² price of dry opium from traders (January 2005- June 2010)



² Simple average of all observations

Graph 3: Provincial average price of dry opium collected from traders (January 2010 - June 2010)

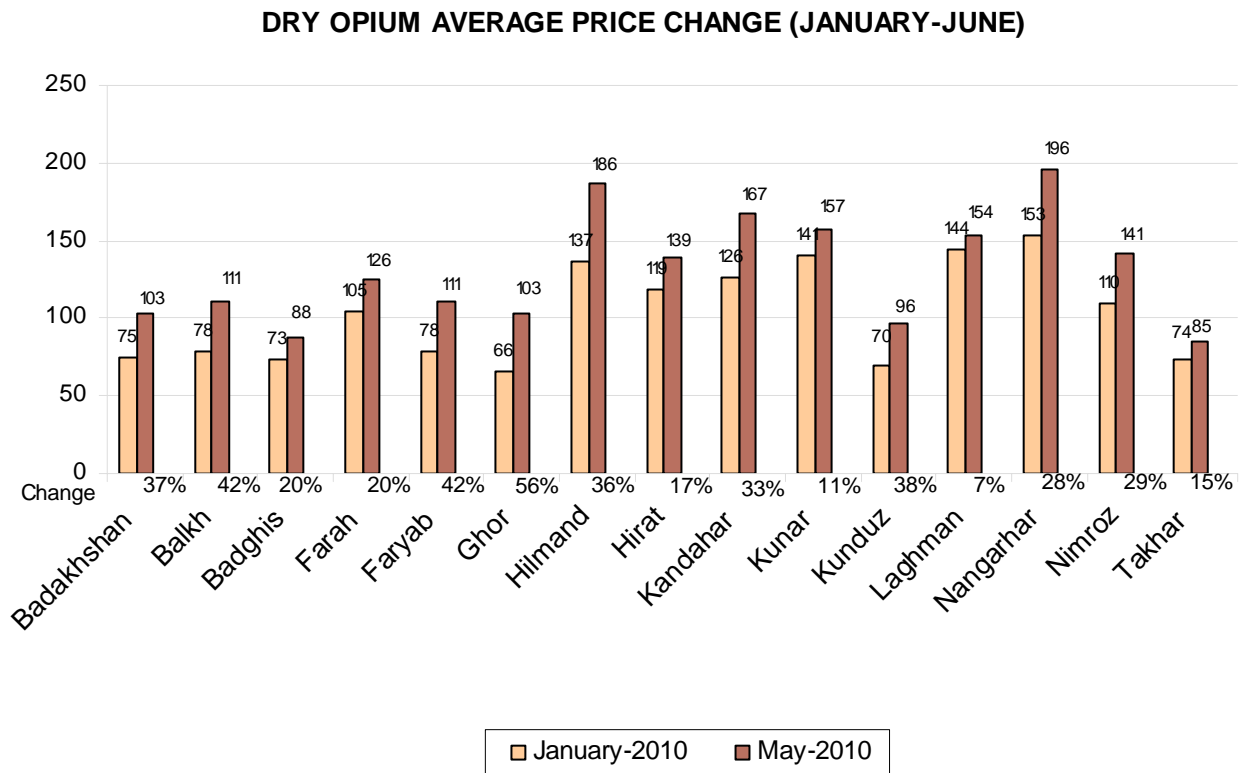


Table 2: Price of Afghanistan dry opium in Pakistan (US\$/Kg):

	May-09	Jun-09	Jul-09	Aug-09	Sep-09	Oct-09	Nov-09	Dec-09	Jan-10	Feb-10	Mar-10	Apr-10	May-10
Dry Opium	222	246	242	302	336	312	227	200	254	374	473	531	582

FRESH OPIUM:

At the end of June 2010, the national average price of fresh opium was **US\$ 110/kg** at farm gate level with 9% increase and **US\$ 115/kg** at trader level with 7% increase compared to the prices reported last month (US\$ 101/kg and US\$ 108/kg respectively).

HEROIN PRICES:

MCN & UNODC regional offices in Afghanistan and Pakistan reported below prices for Heroin (prices of best quality considered).

Table 3: Heroin Price in Afghanistan and Pakistan (US\$/Kg)

Afghanistan	Jun-09	Jul-09	Aug-09	Sep-09	Oct-09	Nov-09	Dec-09	Jan-10	Feb-10	Mar-10	Apr-10	May-10	Jun-10
Badakhshan	2383	2512	2495	2526	2536	2539	2539	2633	2610	2595	2664	2736	2743
Balkh	2800	2750	2700	2650	2700	2750	2800	3000	3100	3150	3300	3900	4000
Hirat	1400	1450	1499	1509	1505	1508	1509	1514	1539	1535	1505	1602	1650
Nangarhar	1783	1751	1749	1866	1857	1853	1769	1847	2510	2541	2186	2517	2955
Kandahar	2280	2270	2265	2270	2275	2280	2320	2640	3200	2990	2280	2310	2350
Takhar	2097	2211	2196	2223	2232	2234	2234	2317	2296	2226	2326	2586	2592
Average	2124	2157	2151	2174	2184	2194	2195	2325	2543	2506	2377	2609	2715

Pakistan	Jun-09	Jul-09	Aug-09	Sep-09	Oct-09	Nov-09	Dec-09	Jan-10	Feb-10	Mar-10	Apr-10	May-10	Jun-10
Peshawar	2828	2415	2412	2400	2636	2152	2234	2251	2568	2364	2479	2909	2909

CANNABIS RESIN PRICES:

MCN & UNODC regional offices in Afghanistan and Pakistan reported below prices for cannabis resin and hashish respectively (prices of best quality considered).

Table 4: Cannabis resin price in Afghanistan (US\$/Kg)

Afghanistan	Jun-09	Jul-09	Aug-09	Sep-09	Oct-09	Nov-09	Dec-09	Jan-10	Feb-10	Mar-10	Apr-10	May-10	Jun-10
Badakhshan	65	68	68	69	69	65	65	67	67	71	72	78	86
Balkh	67	66	64	61	65	71	75	105	94	72	148	172	183 *
Hirat	55	50	50	50	50	52	50	50	60	59	58	58	58
Nangarhar	35	36	43	52	48	60	59	49	58	59	84	98	99
Kandahar	22	23	26	32	30	28	28	27	32	40	45	50	55
Takhar	44	46	46	46	47	47	47	48	48	54	56	58	65
Average	48	48	50	52	52	54	54	58	60	59	77	86	91

* The increase in the cannabis price in Balkh province is due to very high demand and low cultivation.

Graph 4: Average price of cannabis resin (January 2009 - June 2010)

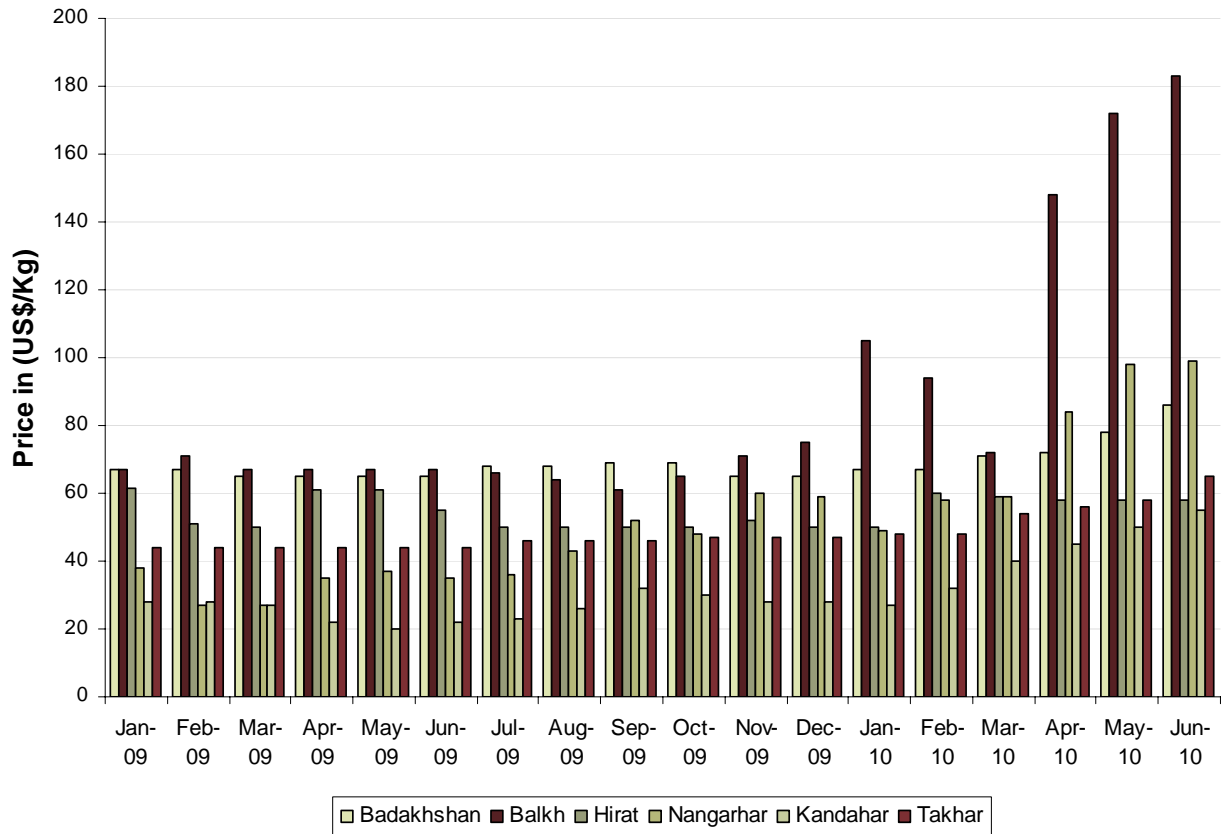


Table 5: Hashish price in Pakistan (US\$/Kg)

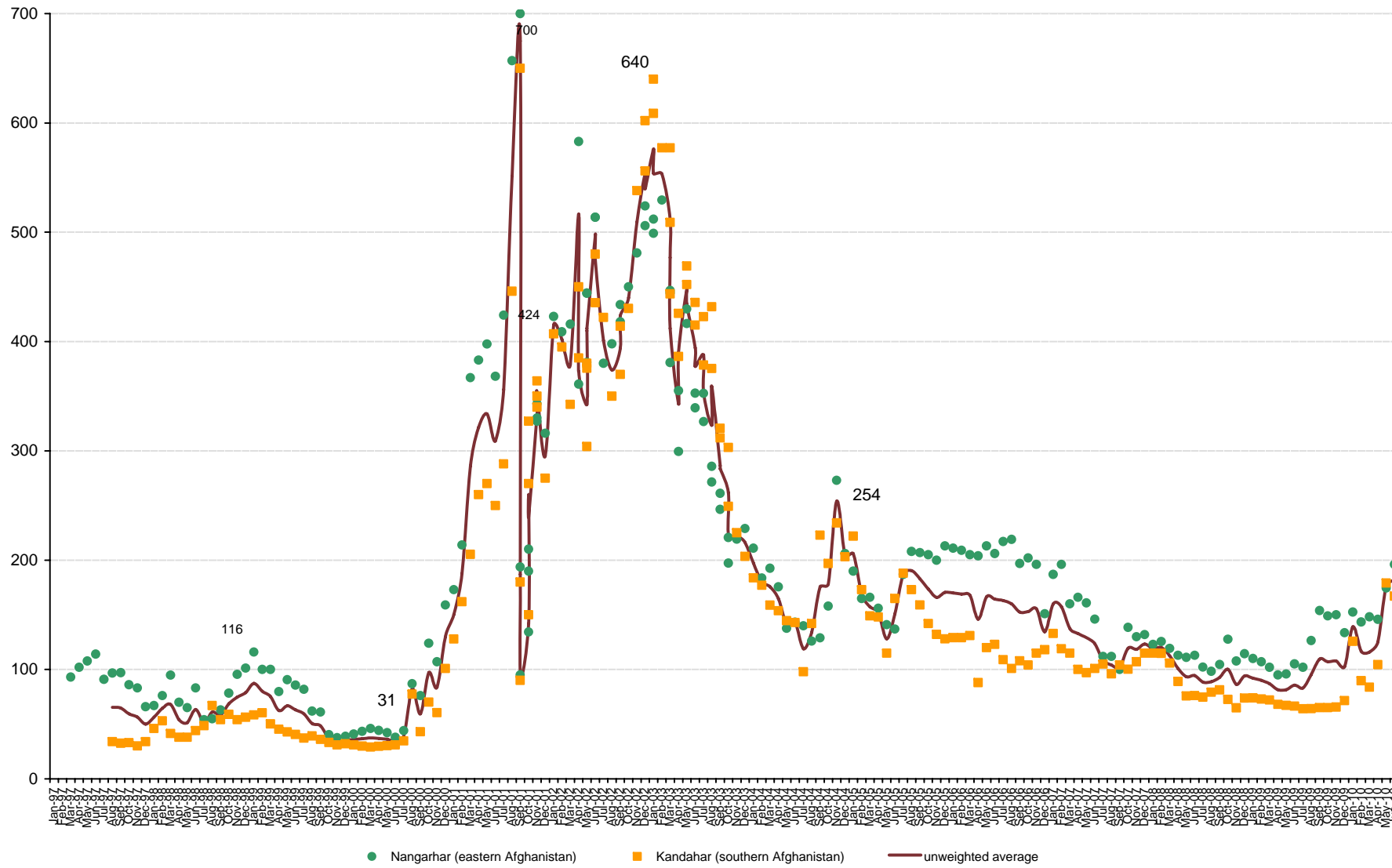
Pakistan	Jun-09	Jul-09	Aug-09	Sep-09	Oct-09	Nov-09	Dec-09	Jan-10	Feb-10	Mar-10	Apr-10	May-10	Jun-10
Peshawar	246	242	302	336	312	227	200	254	374	473	531	582	582

The number of observations for dry and fresh opium prices collected at farm-gate and trader is as below

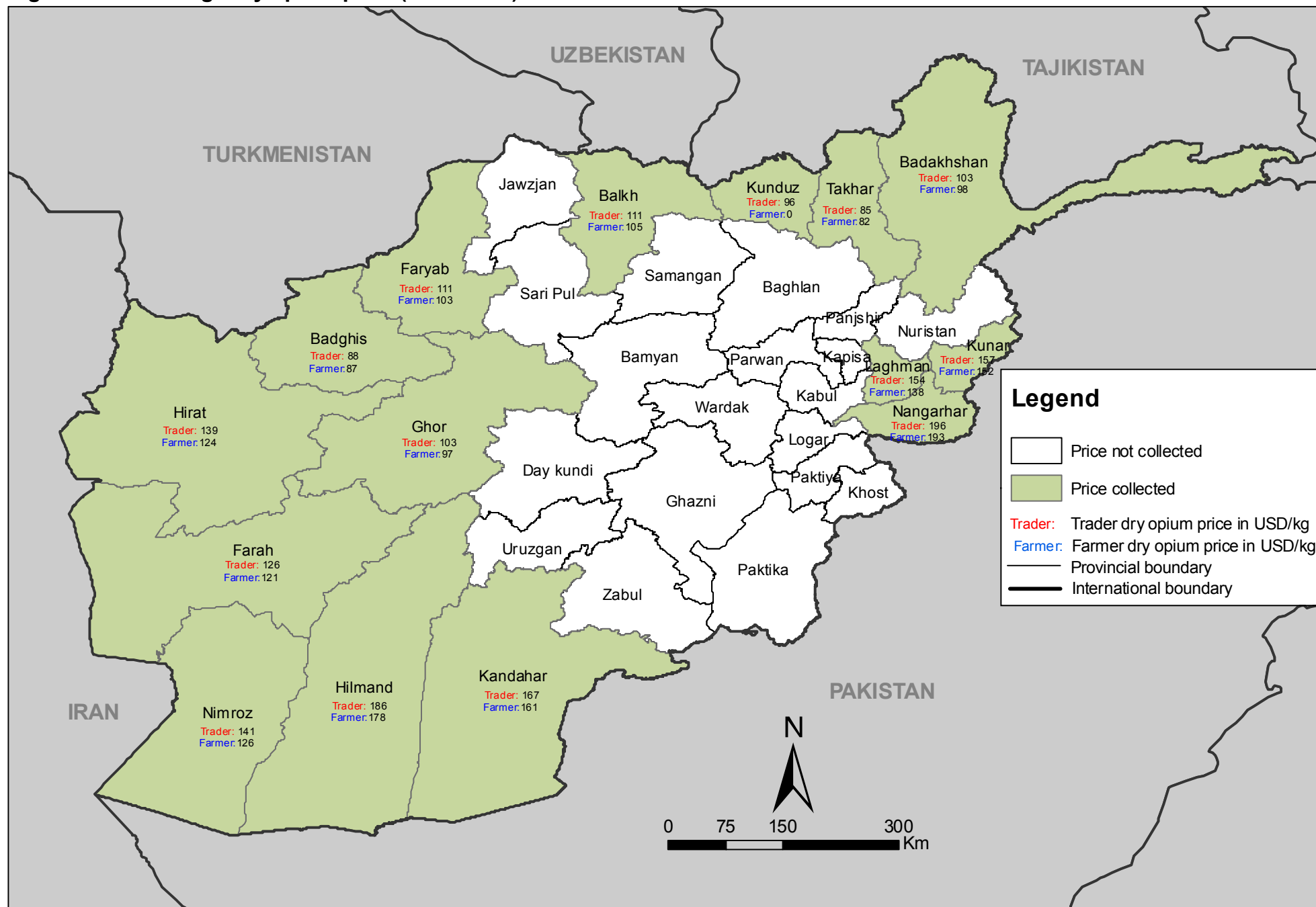
	Number of observations (n)		Number of provinces price collected
	Farm-gate price	Trader price	
Dry Opium	199	187	15
Fresh Opium	160	172	13

Graph 4:

Average price of dry opium in Nangarhar and Kandahar provinces collected from traders (US\$/kg), March 1997 - June 2010



Afghanistan: Average dry opium price (June 2010)



Source: Government of Afghanistan - National monitoring system implemented by MCN / UNODC

Note: The boundaries and names shown and the designations used on this map do not imply official endorsement or acceptance by the United Nations.

Regional grouping of provinces for the opium poppy survey in Afghanistan



Source: Government of Afghanistan - National monitoring system implemented by UNODC
 Note: The boundaries and names shown and the designations used on this map do not imply official endorsement or acceptance by the United Nations.