



**Islamic Republic of Afghanistan
Ministry of Counter Narcotics**



UNODC
United Nations Office
Drugs and Crime

مطابق حوت ۱۳۸۸ خورشیدی February 2010

Afghanistan Opium Price Monitoring Monthly Report



**Ministry of Counter Narcotics, Islamic Republic of Afghanistan, Kabul
And
United Nations Office on Drugs and Crime, Kabul**

MCN / UNODC

Afghanistan Opium Price Monitoring, February 2010

Summary

- Opium prices are collected from 15 of 34 provinces. The prices are collected for dry and fresh opium from traders (Trader prices) and farmers (farm gate prices). Heroin and cannabis resin prices are also collected from six province of Afghanistan and Peshawar, the nearest town in Pakistan.

- Dry opium prices**

Dry Opium	Feb-09	Feb-10	Increase/Decrease (%)
Farm gate price (US\$/Kg)	82	95	16%
Trader price (US\$/Kg)	90	101	12%

- Fresh opium prices**

Fresh Opium	Feb-09	Feb-10	Increase/Decrease (%)
Farm gate price (US\$/Kg)	61	73	20%
Trader price (US\$/Kg)	69	80	16%

- Heroin and cannabis resin prices in Afghanistan**

Afghanistan	Feb-09	Feb-10	Increase/Decrease (%)
Heroin (US\$/Kg)	2275	2543	12%
Cannabis (US\$/Kg)	48	60	25%

- Heroin and Hashish prices in Peshawar, Pakistan**

Peshawar, Pakistan	Feb-09	Feb-10	Increase/Decrease (%)
Heroin (US\$/Kg)	3378	2568	-24%
Hashish (US\$/Kg)	238	374	57%

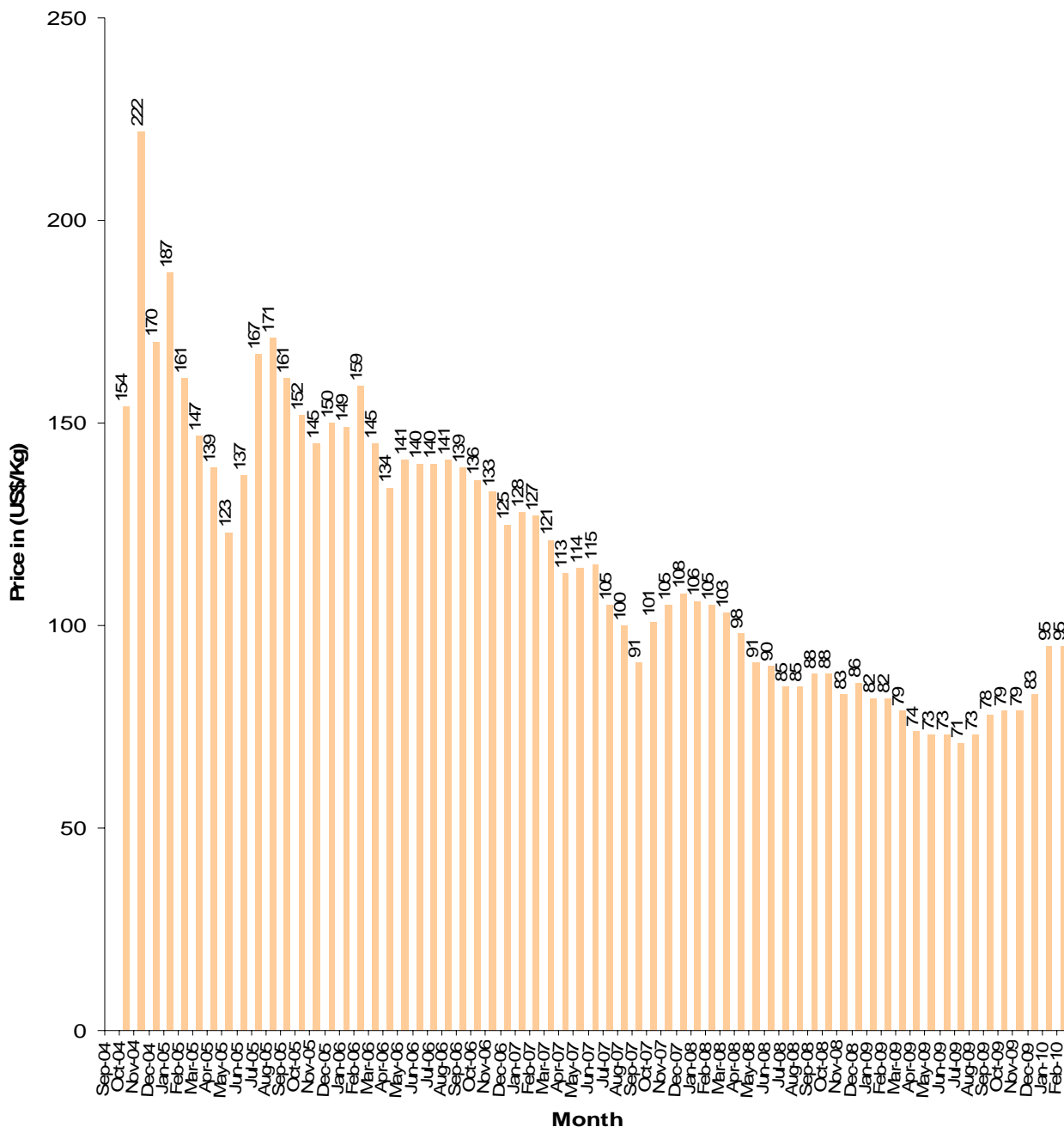
DRY OPIUM:

FARM GATE PRICE:

At the end of February 2010, the national average price for one kilogram of dry opium in Afghanistan at the farm gate level was stable with **US\$ 95/kg** compared to price reported in January 2010 (US\$ 95/kg). The dry opium price at the farm gate level has increasing trend since July 2009. Government campaign against poppy cultivation and fear of eradication might be the reasons behind the increasing trend.

The average dry opium price is 16% higher than the price reported in February 2009 which was US\$ 82/kg.

Graph 1: ¹ Average price of dry opium from September 2004 to February 2010



¹ Simple average of all observations

TRADER PRICE:

At the end of February 2010, the national average dry opium price collected from traders was **US\$ 101/kg** with 1% decrease compared to price reported in last month (US\$ 102/kg).

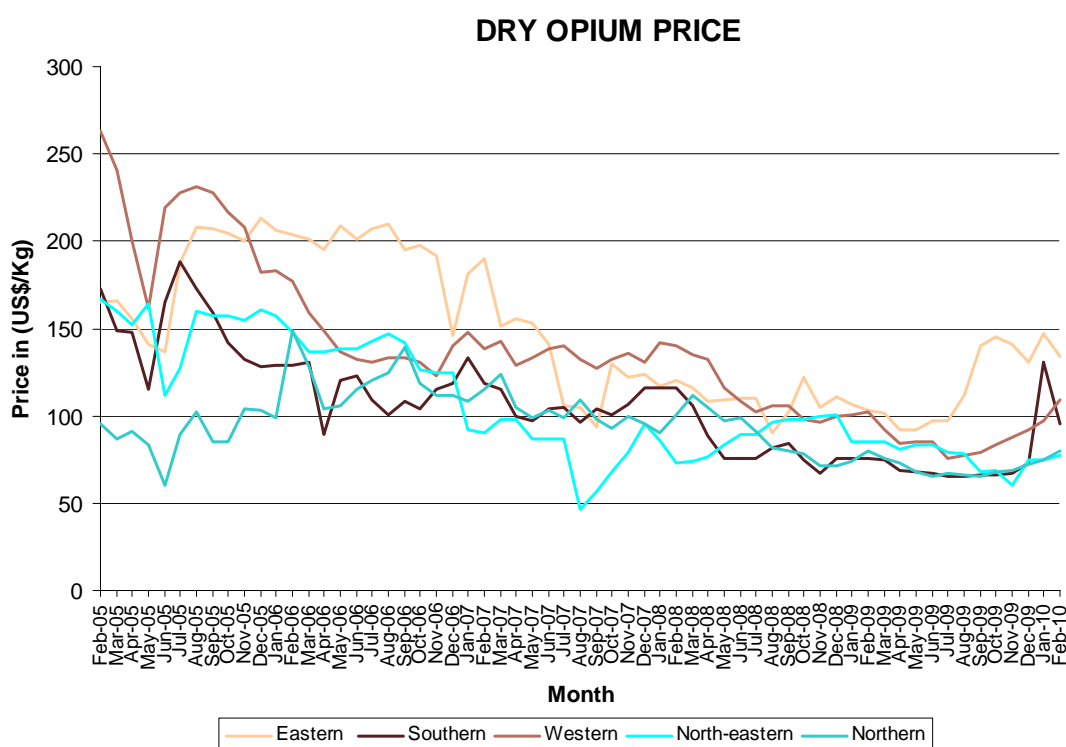
Dry opium price collected from traders has increased by 12%, 3%, 7% in Western, North eastern and Northern regions respectively. The trader price of dry opium has decreased by 9% and 27% in Eastern and Southern regions. The 27% decrease in Southern regions is due to low demand and strong control on Iran boarder.

The price of dry opium collected from traders in the eastern region is much higher compared to other regions and that is because very less opium is available in the eastern region since there was not much cultivation in 2008 and 2009. Also, easy access to Pakistan for trafficking the opium could be another factor behind the higher price.

Table 1: Regional weighted² average price of dry opium collected from traders (US\$/Kg)

Region	Price of Dry Opium (USD/Kg)		
	Jan-10	Feb-10	Change
Eastern region (Kunar, Laghman, Nangarhar)	147	134	-9%
Southern region (Hilmand, Kandahar)	131	95	-27%
Western region (Badghis, Farah, Ghor, Hirat, Nimroz)	97	109	12%
North-eastern region (Badakhshan, Takhar)	75	77	3%
Northern region (Balkh, Faryab, Kunduz)	75	80	7%
Average	102	101	-1%

Graph 2: Regional weighted² average price of dry opium from traders (January 2005- February 2010)



² Simple average of all observations

Since June 2007, prices in the Eastern and Western regions are generally higher than the prices in other regions. Increase in prices in the Eastern and Western regions can be attributed to their strategic positions in trafficking bordering Pakistan and Iran respectively. Prices in Southern, Northern and North-eastern regions are generally lower than other regions since last few years.

Graph 3: Provincial average price of dry opium collected from traders (January 2010 - February 2010)

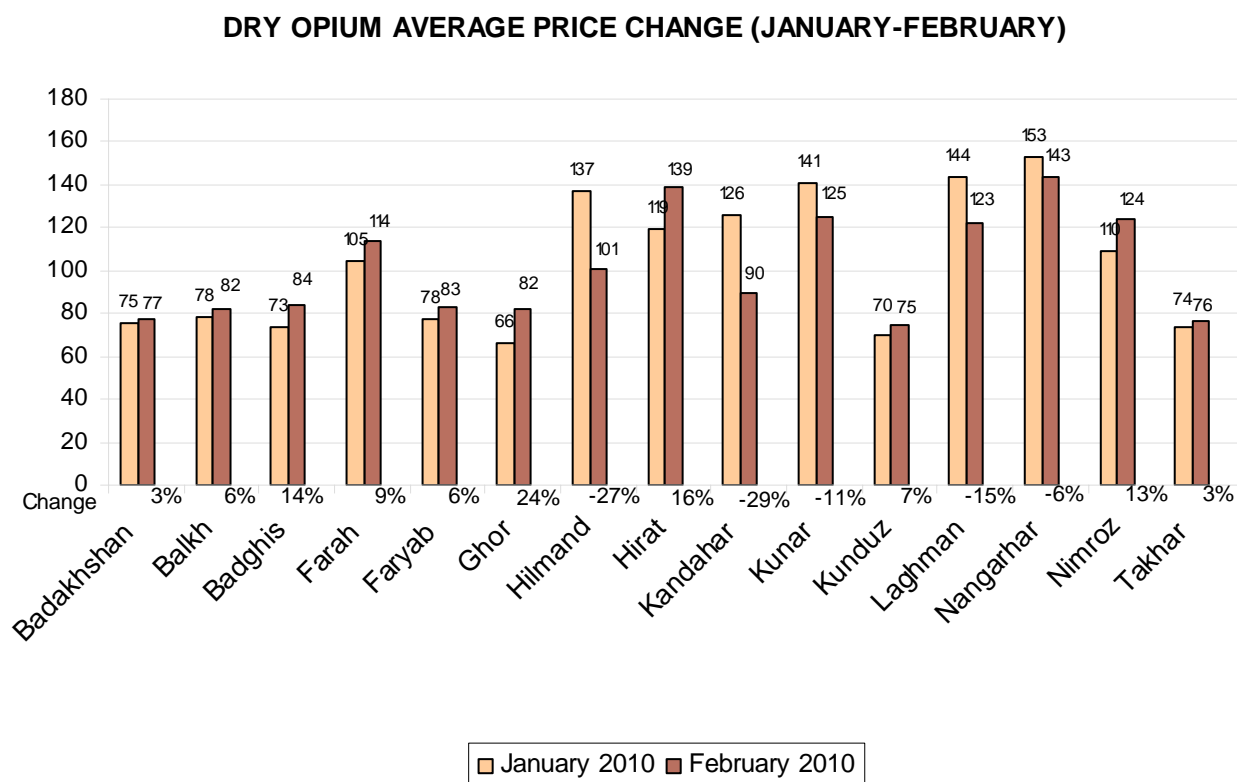


Table 2: Price of Afghanistan dry opium in Pakistan (US\$/Kg):

	Feb-09	Mar-09	Apr-09	May-09	Jun-09	Jul-09	Aug-09	Sep-09	Oct-09	Nov-09	Dec-09	Jan-10	Feb-10
Dry Opium	188	136	142	129	111	97	145	156	180	143	153	139	198

FRESH OPIUM:

At the end of February 2010, the national average price of fresh opium was **US\$ 73/kg** at farm gate level with 2% increase and **US\$ 80/kg** at trader level with 2% increase compared to the prices reported last month. Fresh opium prices at farm gate and trader level were well above US\$100/kg till early 2007.

After the harvest season there is no fresh opium available, but farmers keep their fresh opium in plastic bags or dishes covered with leaves in order to preserve moisture. This opium is referred as fresh opium.

HEROIN PRICES:

MCN & UNODC regional offices in Afghanistan and Pakistan reported below prices for Heroin (prices of best quality considered).

Table 3: Heroin Price in Afghanistan and Pakistan (US\$/Kg)

Afghanistan	Feb-09	Mar-09	Apr-09	May-09	Jun-09	Jul-09	Aug-09	Sep-09	Oct-09	Nov-09	Dec-09	Jan-10	Feb-10
Badakhshan	2383	2383	2383	2383	2383	2512	2495	2526	2536	2539	2539	2633	2610
Balkh	3200	3000	2900	2850	2800	2750	2700	2650	2700	2750	2800	3000	3100
Hirat	1735	1602	1364	1500	1400	1450	1499	1509	1505	1508	1509	1514	1539
Nangarhar	1902	1817	1858	1800	1783	1751	1749	1866	1857	1853	1769	1847	2510
Kandahar	2335	2320	2300	2290	2280	2270	2265	2270	2275	2280	2320	2640	3200
Takhar	2097	2097	2097	2097	2097	2211	2196	2223	2232	2234	2234	2317	2296
Average	2275	2203	2150	2153	2124	2157	2151	2174	2184	2194	2195	2325	2543

Pakistan	Feb-09	Mar-09	Apr-09	May-09	Jun-09	Jul-09	Aug-09	Sep-09	Oct-09	Nov-09	Dec-09	Jan-10	Feb-10
Peshawar	3378	3101	3158	3021	2828	2415	2412	2400	2636	2152	2234	2251	2568

CANNABIS RESIN PRICES:

UNODC regional offices in Afghanistan and Pakistan reported below prices for cannabis resin and hashish respectively (prices of best quality considered).

Table 4: Cannabis resin price in Afghanistan (US\$/Kg)

Afghanistan	Feb-09	Mar-09	Apr-09	May-09	Jun-09	Jul-09	Aug-09	Sep-09	Oct-09	Nov-09	Dec-09	Jan-10	Feb-10
Badakhshan	67	65	65	65	65	68	68	69	69	65	65	67	67
Balkh	71	67	67	67	67	66	64	61	65	71	75	105	94
Hirat	51	50	61	61	55	50	50	50	50	52	50	50	60
Nangarhar	27	27	35	37	35	36	43	52	48	60	59	49	58
Kandahar	28	27	22	20	22	23	26	32	30	28	28	27	32
Takhar	44	44	44	44	44	46	46	46	47	47	47	48	48
Average	48	47	49	49	48	48	50	52	52	54	54	58	60

Table 5: Hashish price in Pakistan (US\$/Kg)

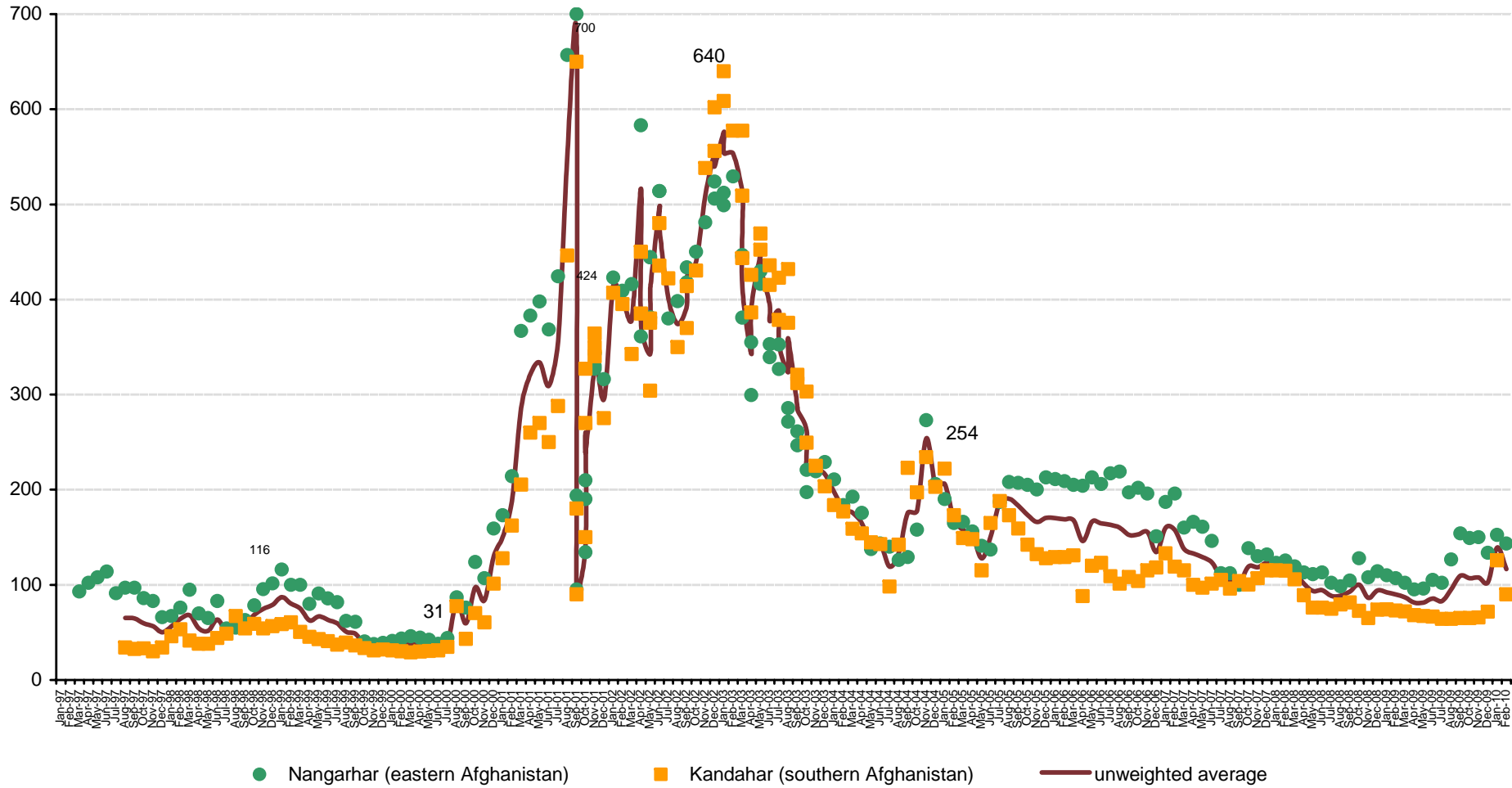
Pakistan	Feb-09	Mar-09	Apr-09	May-09	Jun-09	Jul-09	Aug-09	Sep-09	Oct-09	Nov-09	Dec-09	Jan-10	Feb-10
Peshawar	238	223	248	222	246	242	302	336	312	227	200	254	374

The number of observations for dry and fresh opium prices collected at farm-gate and trader is as below

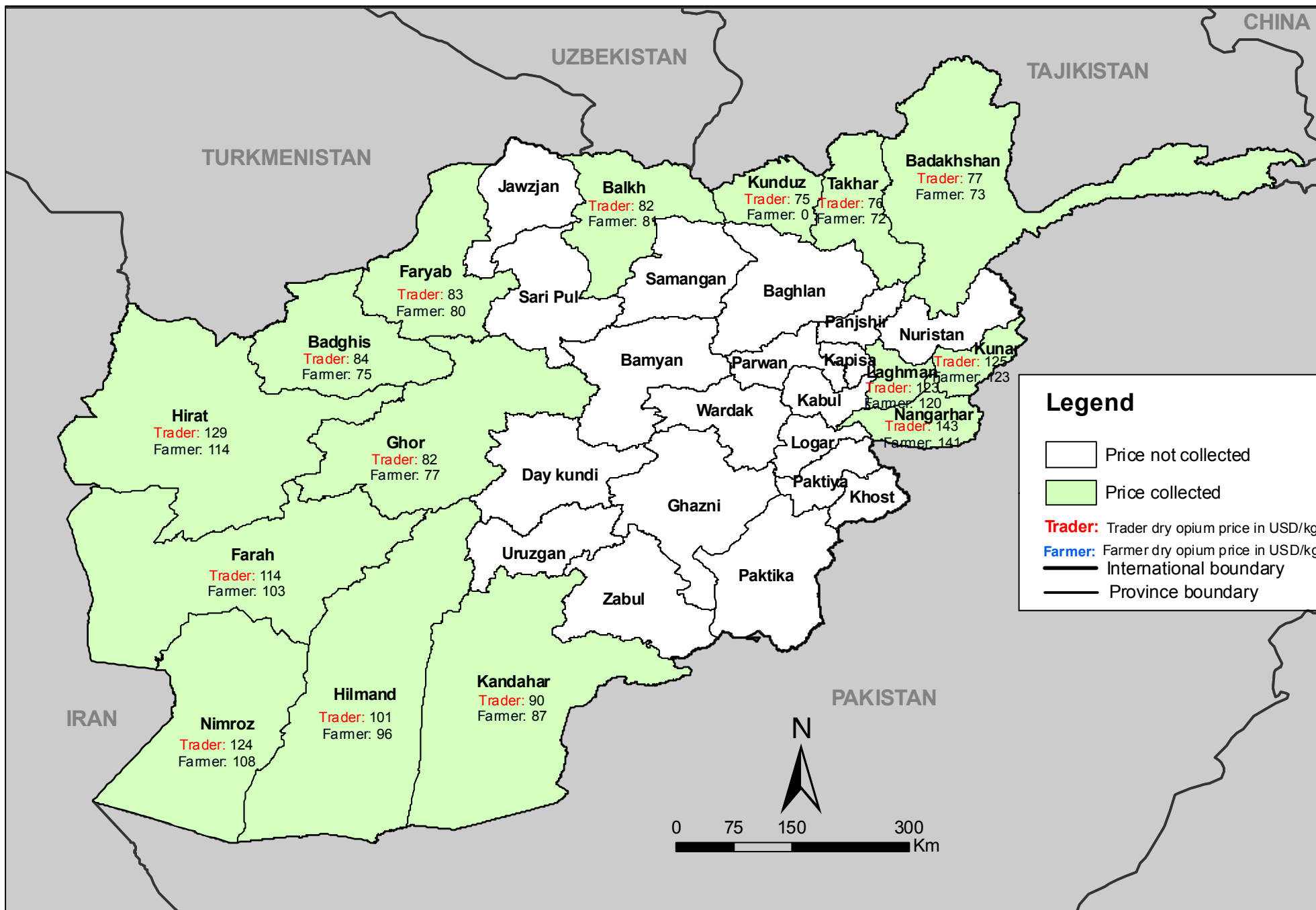
	Number of observations (n)		Number of provinces price collected
	Farm-gate price	Trader price	
Dry Opium	193	182	15
Fresh Opium	114	126	10

Graph 4:

Average price of dry opium in Nangarhar and Kandahar provinces collected from traders (US\$/kg), March 1997 - February 2010



Afghanistan: Average dry opium price (Feb 2010)



Source: Government of Afghanistan - National monitoring system implemented by MCN / UNODC

Note: The boundaries and names shown and the designations used on this map do not imply official endorsement or acceptance by the United Nations.

Regional grouping of provinces for the opium poppy survey in Afghanistan



Source: Government of Afghanistan - National monitoring system implemented by UNODC
 Note: The boundaries and names shown and the designations used on this map do not imply official endorsement or acceptance by the United Nations.