



**Islamic Republic of Afghanistan  
Ministry of Counter Narcotics**



**UNODC**  
United Nations Office on  
Drugs and Crime

March 2010 مطابق حمل ۱۳۸۹ هجری-شمسی

## **Afghanistan Opium Price Monitoring Monthly Report**



**Ministry of Counter Narcotics, Islamic Republic of Afghanistan, Kabul  
And  
United Nations Office on Drugs and Crime, Kabul**

# MCN / UNODC

## Afghanistan Opium Price Monitoring, March 2010

### Summary

- Opium prices are collected from 15 of 34 provinces. The prices are collected for dry and fresh opium from traders (Trader prices) and farmers (farm gate prices). Heroin and cannabis resin prices are also collected from six province of Afghanistan and Peshawar, the nearest town in Pakistan.

- Dry opium prices**

Dry Opium	Mar-09	Mar-10	Increase/Decrease (%)
Farm gate price (US\$/Kg)	79	94	19%
Trader price (US\$/Kg)	86	103	20%

- Fresh opium prices**

Fresh Opium	Mar-09	Mar-10	Increase/Decrease (%)
Farm gate price (US\$/Kg)	57	79	39%
Trader price (US\$/Kg)	64	85	33%

- Heroin and cannabis resin prices in Afghanistan**

Afghanistan	Mar-09	Mar-10	Increase/Decrease (%)
Heroin (US\$/Kg)	2203	2506	14%
Cannabis (US\$/Kg)	47	59	26%

- Heroin and Hashish prices in Peshawar, Pakistan**

Peshawar, Pakistan	Mar-09	Mar-10	Increase/Decrease (%)
Heroin (US\$/Kg)	3101	2364	-24%
Hashish (US\$/Kg)	223	473	112%

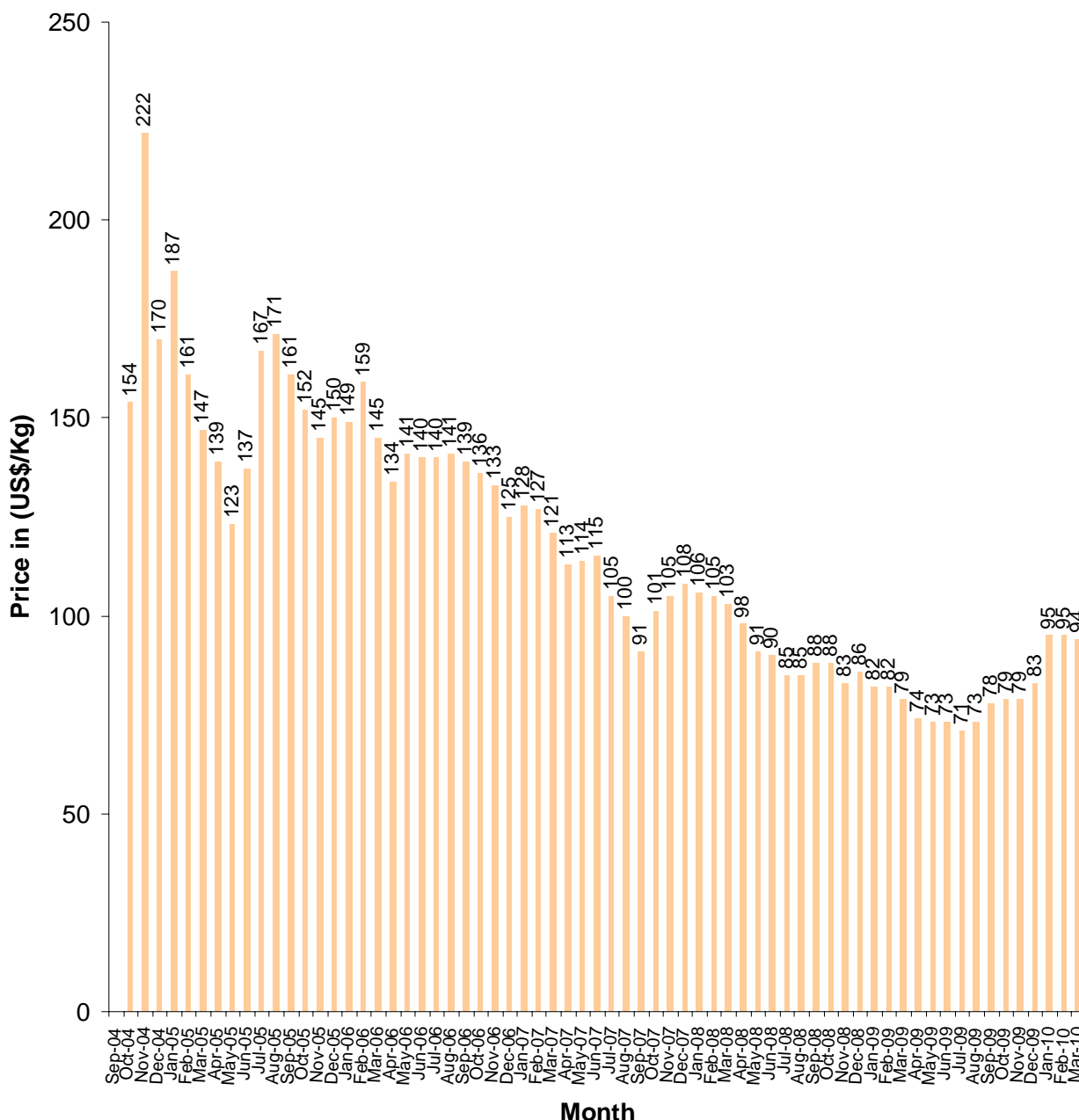
## DRY OPIUM:

### FARM GATE PRICE:

At the end of March 2010, the national average price for one kilogram of dry opium in Afghanistan at the farm gate level was **US\$ 94/kg** with 1% decrease compared to price reported in February 2010 (US\$ 95/kg). The dry opium price at the farm gate level has increasing trend since July 2009. Government campaign against poppy cultivation and fear of eradication might be the reasons behind the increasing trend.

The average dry opium price is 19% higher than the price reported in March 2009 which was US\$ 79/kg.

**Graph 1: <sup>1</sup> Average price of dry opium from September 2004 to March 2010**



<sup>1</sup> Simple average of all observations

**TRADER PRICE:**

At the end of March 2010, the national average dry opium price collected from traders was **US\$ 103/kg** with 2% decrease compared to price reported in last month (US\$ 101/kg).

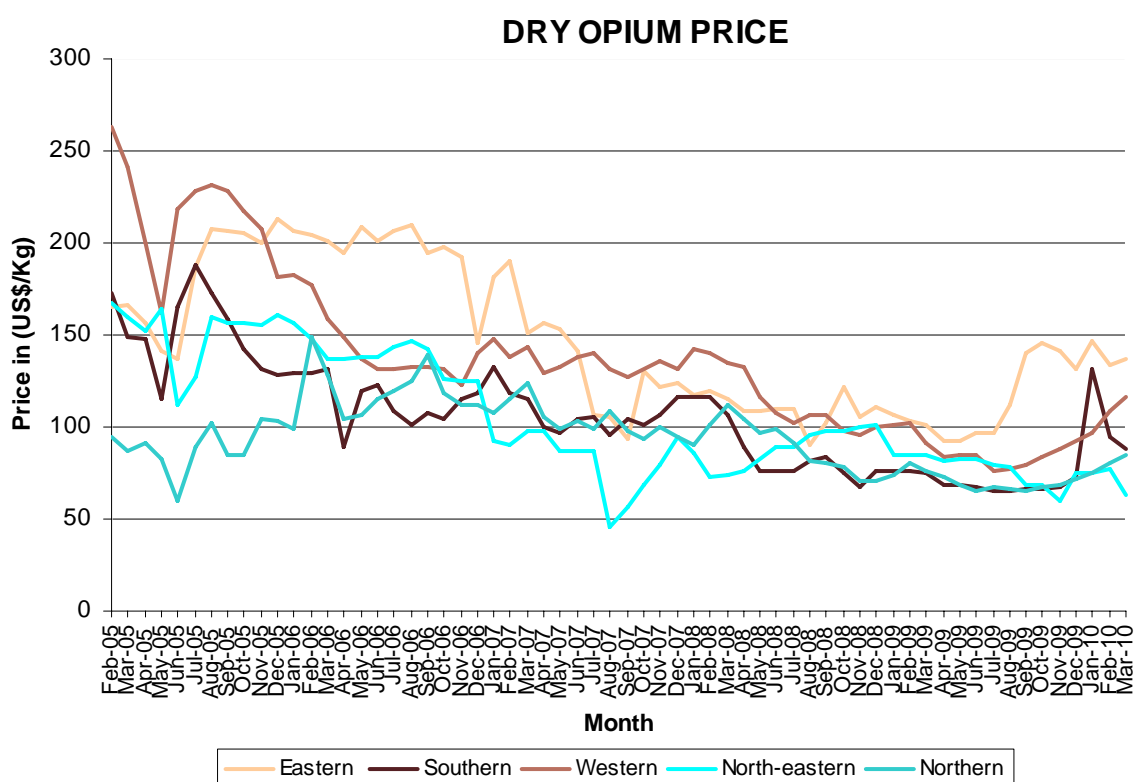
Dry opium price collected from traders has increased by 4%, 18%, 5% in Eastern, Western and Northern regions respectively. The trader price of dry opium has decreased by 3% and 14% in Southern and North-eastern regions. The 18% of increase in the western region is due to high demand in the month of March.

The price of dry opium collected from traders in the eastern region is higher compared to other regions. This is because of easy trafficking access to Pakistan.

**Table 1: Regional average<sup>2</sup> price of dry opium collected from traders (US\$/Kg)**

Region	Price of Dry Opium (USD/Kg)		
	Feb-10	Mar-10	Change
Eastern region (Kunar, Laghman, Nangarhar)	131	137	4%
Southern region (Hilmand, Kandahar)	91	89	-3%
Western region (Badghis, Farah, Ghor, Hirat, Nimroz)	98	117	18%
North-eastern region (Badakhshan, Takhar)	73	63	-14%
Northern region (Balkh, Faryab, Kunduz)	80	84	5%
<b>Average</b>	<b>101</b>	<b>103</b>	<b>2%</b>

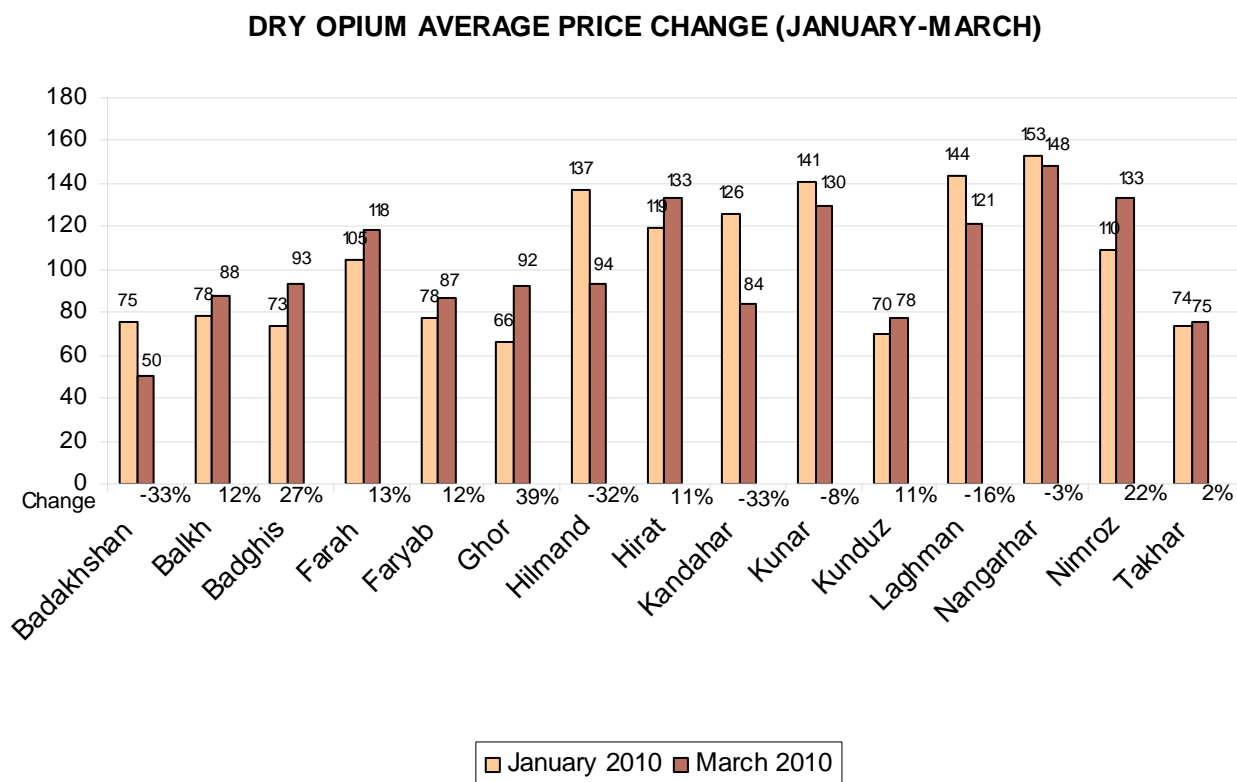
**Graph 2: Regional average<sup>2</sup> price of dry opium from traders (January 2005- March 2010)**



<sup>2</sup> Simple average of all observations

Since June 2007, prices in the Eastern and Western regions are generally higher than the prices in other regions. Increase in prices in the Eastern and Western regions can be attributed to their strategic positions in trafficking bordering Pakistan and Iran respectively. Prices in Southern, Northern and North-eastern regions are generally lower than other regions since last few years.

**Graph 3: Provincial average price of dry opium collected from traders (January 2010 - March 2010)**



**Table 2: Price of Afghanistan dry opium in Pakistan (US\$/Kg):**

	Mar-09	Apr-09	May-09	Jun-09	Jul-09	Aug-09	Sep-09	Oct-09	Nov-09	Dec-09	Jan-10	Feb-10	Mar-10
Dry Opium	136	142	129	111	97	145	156	180	143	153	139	198	207

### FRESH OPIUM:

At the end of March 2010, the national average price of fresh opium was **US\$ 79/kg** at farm gate level with 8% increase and **US\$ 97/kg** at trader level with 21% increase compared to the prices reported last month (US\$ 73/kg and US\$ 80/kg respectively). Fresh opium prices at farm gate and trader level were well above US\$100/kg till early 2007.

After the harvest season there is no fresh opium available, but farmers keep their fresh opium in plastic bags or dishes covered with leaves in order to preserve moisture. This opium is referred as fresh opium.

## HEROIN PRICES:

MCN & UNODC regional offices in Afghanistan and Pakistan reported below prices for Heroin (prices of best quality considered).

**Table 3: Heroin Price in Afghanistan and Pakistan (US\$/Kg)**

Afghanistan	Mar-09	Apr-09	May-09	Jun-09	Jul-09	Aug-09	Sep-09	Oct-09	Nov-09	Dec-09	Jan-10	Feb-10	Mar-10
Badakhshan	2383	2383	2383	2383	2512	2495	2526	2536	2539	2539	2633	2610	2595
Balkh	3000	2900	2850	2800	2750	2700	2650	2700	2750	2800	3000	3100	3150
Hirat	1602	1364	1500	1400	1450	1499	1509	1505	1508	1509	1514	1539	1535
Nangarhar	1817	1858	1800	1783	1751	1749	1866	1857	1853	1769	1847	2510	2541
Kandahar	2320	2300	2290	2280	2270	2265	2270	2275	2280	2320	2640	3200	2990
Takhar	2097	2097	2097	2097	2211	2196	2223	2232	2234	2234	2317	2296	2226
<b>Average</b>	<b>2203</b>	<b>2150</b>	<b>2153</b>	<b>2124</b>	<b>2157</b>	<b>2151</b>	<b>2174</b>	<b>2184</b>	<b>2194</b>	<b>2195</b>	<b>2325</b>	<b>2543</b>	<b>2506</b>

Pakistan	Mar-09	Apr-09	May-09	Jun-09	Jul-09	Aug-09	Sep-09	Oct-09	Nov-09	Dec-09	Jan-10	Feb-10	Mar-10
Peshawar	3101	3158	3021	2828	2415	2412	2400	2636	2152	2234	2251	2568	2364

## CANNABIS RESIN PRICES:

UNODC regional offices in Afghanistan and Pakistan reported below prices for cannabis resin and hashish respectively (prices of best quality considered).

**Table 4: Cannabis resin price in Afghanistan (US\$/Kg)**

Afghanistan	Mar-09	Apr-09	May-09	Jun-09	Jul-09	Aug-09	Sep-09	Oct-09	Nov-09	Dec-09	Jan-10	Feb-10	Mar-10
Badakhshan	65	65	65	65	68	68	69	69	65	65	67	67	71
Balkh	67	67	67	67	66	64	61	65	71	75	105	94	72
Hirat	50	61	61	55	50	50	50	50	52	50	50	60	59
Nangarhar	27	35	37	35	36	43	52	48	60	59	49	58	59
Kandahar	27	22	20	22	23	26	32	30	28	28	27	32	40
Takhar	44	44	44	44	46	46	46	47	47	47	48	48	54
<b>Average</b>	<b>47</b>	<b>49</b>	<b>49</b>	<b>48</b>	<b>48</b>	<b>50</b>	<b>52</b>	<b>52</b>	<b>54</b>	<b>54</b>	<b>58</b>	<b>60</b>	<b>59</b>

**Table 5: Hashish price in Pakistan (US\$/Kg)**

Pakistan	Mar-09	Apr-09	May-09	Jun-09	Jul-09	Aug-09	Sep-09	Oct-09	Nov-09	Dec-09	Jan-10	Feb-10	Mar-10
Peshawar	223	248	222	246	242	302	336	312	227	200	254	374	473

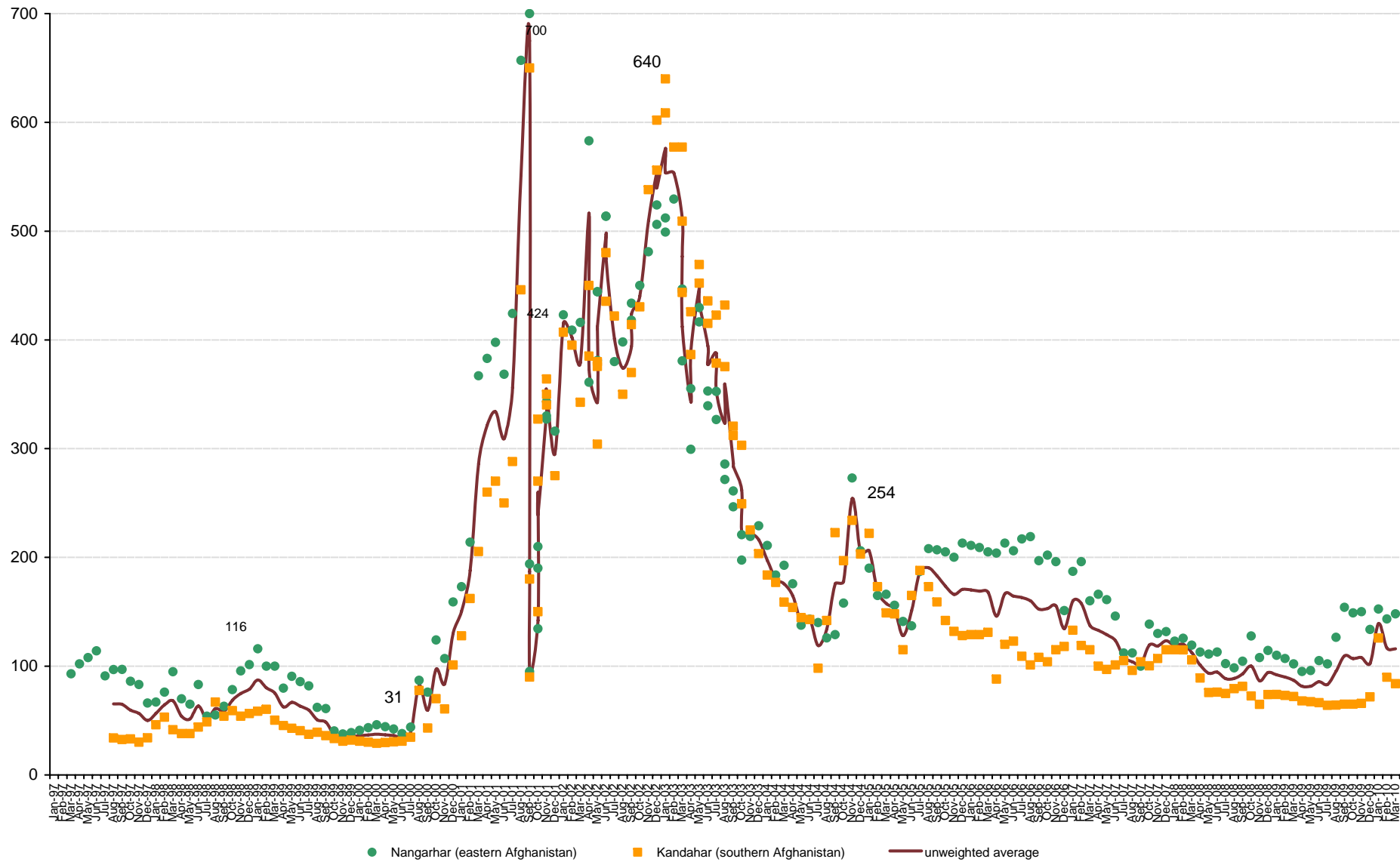
The reason for the high jump in the price of hashish in Peshawar is not known.

The number of observations for dry and fresh opium prices collected at farm-gate and trader is as below

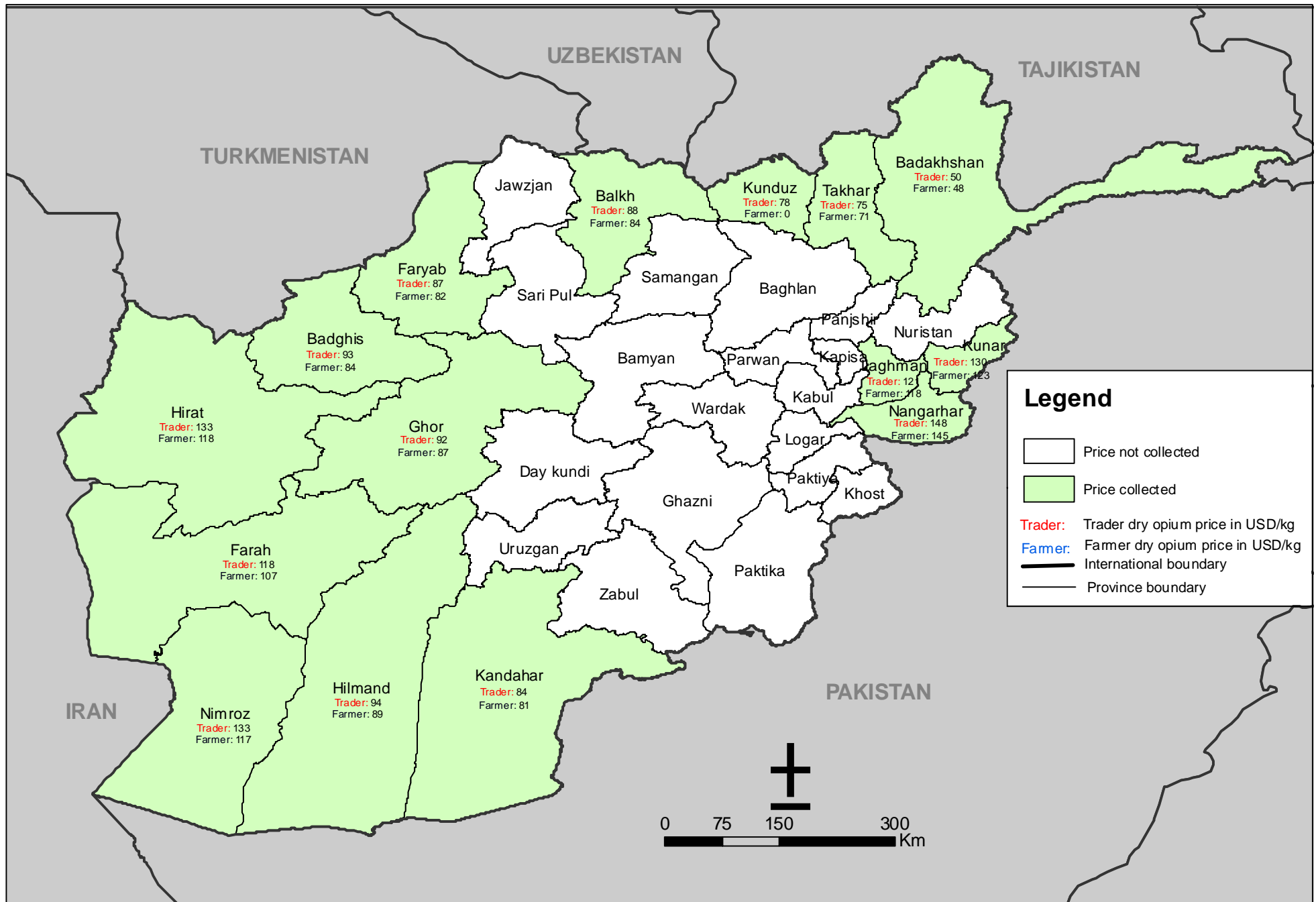
	Number of observations (n)		Number of provinces price collected
	Farm-gate price	Trader price	
Dry Opium	199	187	15
Fresh Opium	120	132	10

Graph 4:

Average price of dry opium in Nangarhar and Kandahar provinces collected from traders (US\$/kg), March 1997 - March 2010



# Afghanistan: Average dry opium price (Mar 2010)



Source: Government of Afghanistan - National monitoring system implemented by MCN / UNODC

Note: The boundaries and names shown and the designations used on this map do not imply official endorsement or acceptance by the United Nations.



## Regional grouping of provinces for the opium poppy survey in Afghanistan



Source: Government of Afghanistan - National monitoring system implemented by UNODC

Note: The boundaries and names shown and the designations used on this map do not imply official endorsement or acceptance by the United Nations.