



**Presidencia
de la Nación**

**Ministerio de
Seguridad**

National Crime Information System

Diego M. Fleitas

Director

**Msc in Public Policy (University of Oxford)
Lawyer and Sociologist (University of Buenos Aires)**

Vienna – May 10



- **Ministry of Security**
 - SNIC / SAT (National Crime Statistics)
 - Federal Police (Micro data)
 - Databases on police activities and outcomes
 - 911
 - Victimization and ad hoc Surveys
- **Ministry of Justice**
 - Inmates Statistics (SNEEP)
 - Judiciary Statistics (SNEJ)
 - Surveys

31 Crimes encompassed by the SNIC: Too many?

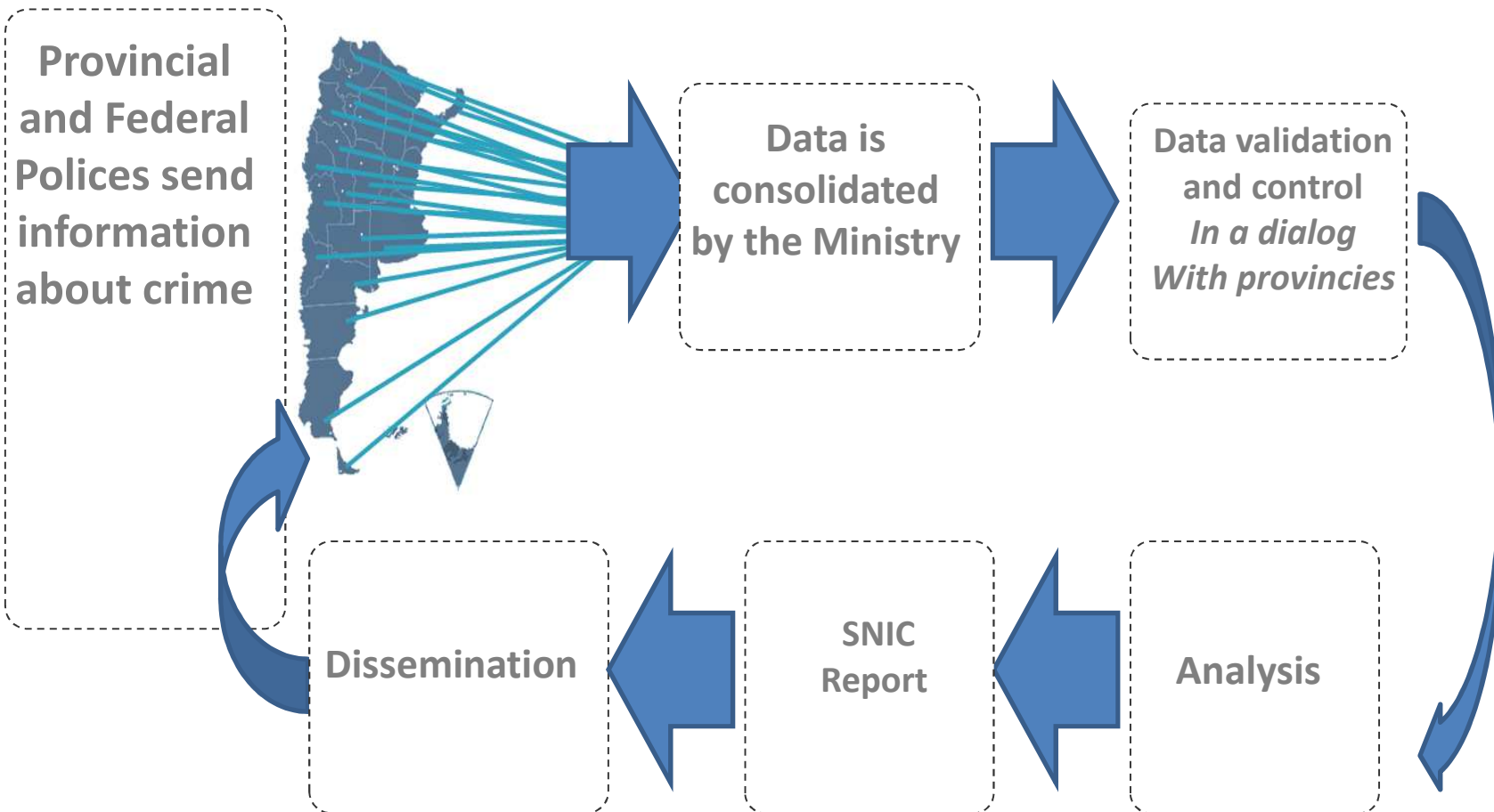
1. Homicidios dolosos	11. Otros delitos contra la integridad sexual	21. Otros delitos contra la propiedad
2. Homicidios dolosos en grado de tentativa	12. Delitos contra el estado civil	22. Delitos contra la seguridad pública
3. Homicidios culposos en accidentes de tránsito	13. Amenazas	23. Delitos contra el orden público
4. Homicidios culposos por otros hechos	14. Otros delitos contra la libertad	24. Delitos contra la seguridad de la nación
5. Lesiones dolosas	15. Robos (excluye los agravados por el resultado de lesiones y/o muertes)	25. Delitos contra los poderes públicos y el orden constitucional
6. Lesiones culposas en accidentes de tránsito	16. Tentativas de robo (excluye las agravadas por el res.de lesiones y/o muertes)	26. Delitos contra la administración pública
7. Lesiones culposas por otros hechos	17. Robos agravados por el resultado de lesiones y/o muertes	27. Delitos contra la fe pública
8. Otros delitos contra las personas	18. Tentativas de robo agravado por el resultado de lesiones y/o muertes	28. Ley 23.737 (estupefacientes)
9. Delitos contra el honor	19. Hurtos	29. Otros delitos previstos en leyes especiales
10. Abuso sexual con acceso carnal (Violación)	20. Tentativas de hurto	30. Figuras contravencionales
		31. Suicidios (consumados)

Information Flow in the SNIC



Presidencia
de la Nación

Ministerio de
Seguridad



- **The SNIC has a web platform to support the system and upload information**
- **Provincial primary systems have different level of strength**
- **There are many methods of entering or gathering data**
 - Provinces up load it directly
 - Provinces send spreadsheets, which are imported by the Office
 - Provinces and federal forces send data which is re typed by the Office
 - Communication and mails Exchange with provinces to correct data

Some Design and Implementation Problems



Presidencia
de la Nación

Ministerio de
Seguridad

- **Legal and formal approach, focused in police activities.**
- **It measured what was reported to police but not to other institutions.**
 - IE: Judiciary
- **Previous reports counted events and not victims**
- **The system was focused on not too relevant or ambiguous questions**
 - IE: Total crimes, crimes against property
- **It did not not provide desegregated data on important questions (IE: Drugs)**
- **Non reporting or Low data quality in some provinces**
- **Few controls of internal validness**
- **No controls of external validness**
- **Since 2009 there were not national reports, with a notorious lack of accountability**

A Fresh Start



Presidencia
de la Nación

Ministerio de
Seguridad

- **Re focus on most serious issues and on victims.**
- **All provinces were brought on board**
- **The priority was to strengthen data on homicides**
- **Controls of data internal validness**
 - Consistency between partial and totals
 - Ab normal distributions and outliers
 - Ab normal changes or evolution
 - Regressions
 - In Buenos Aires city we checked each homicide case
- **Controls of External Validness vis a vis**
 - Health Mortality Data
 - Judiciary Reports
 - Media surveys
 - Victimization Surveys
- **We made a survey to provinces to see the scope of crime reports to judiciary**

Control of Internal Validness

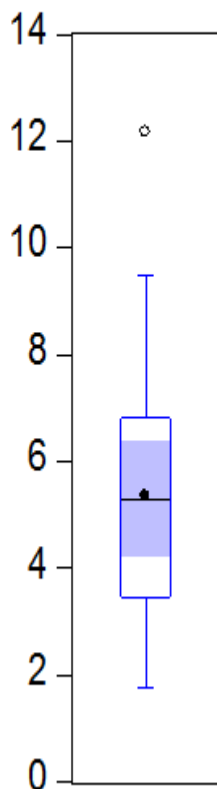
Distribution measures and outliers



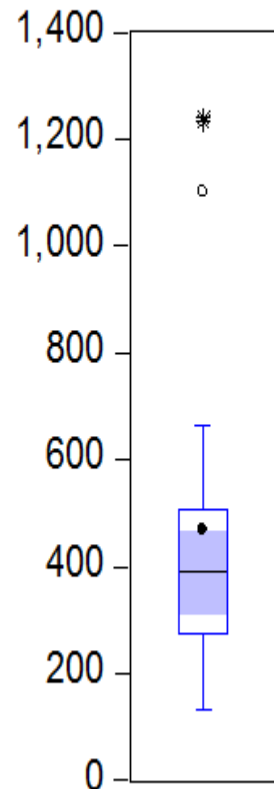
Presidencia
de la Nación

Ministerio de
Seguridad

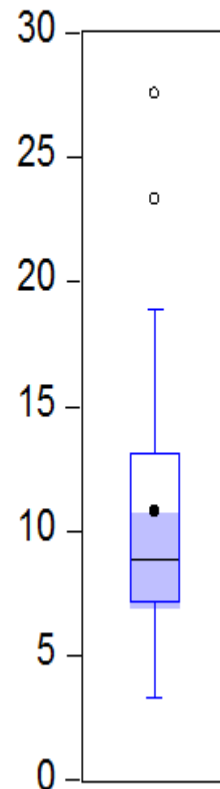
Homicidios



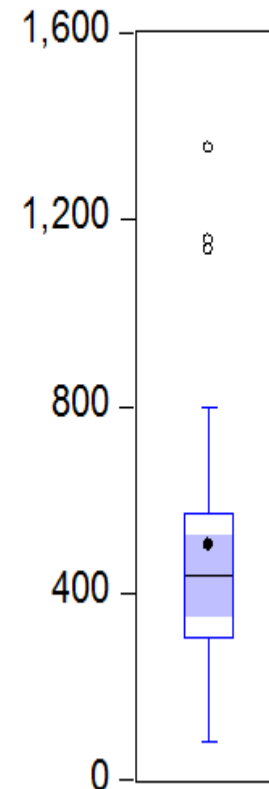
Lesiones



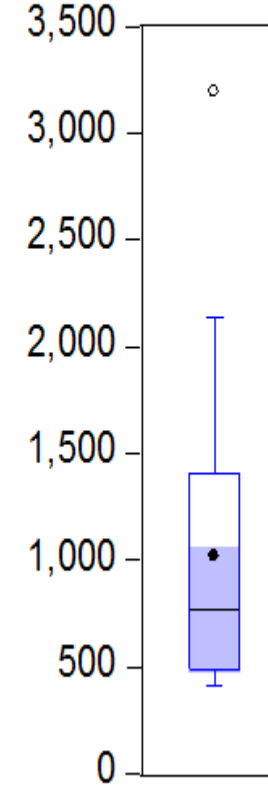
Violaciones



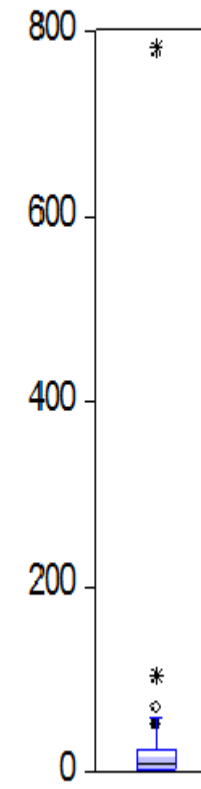
Amenazas



Robos



Lesiones Culposas
por Otros Hechos



Interrogante: ¿El delito o los distintos tipo de delito, tienen distribuciones normales?

Control of Internal Validness

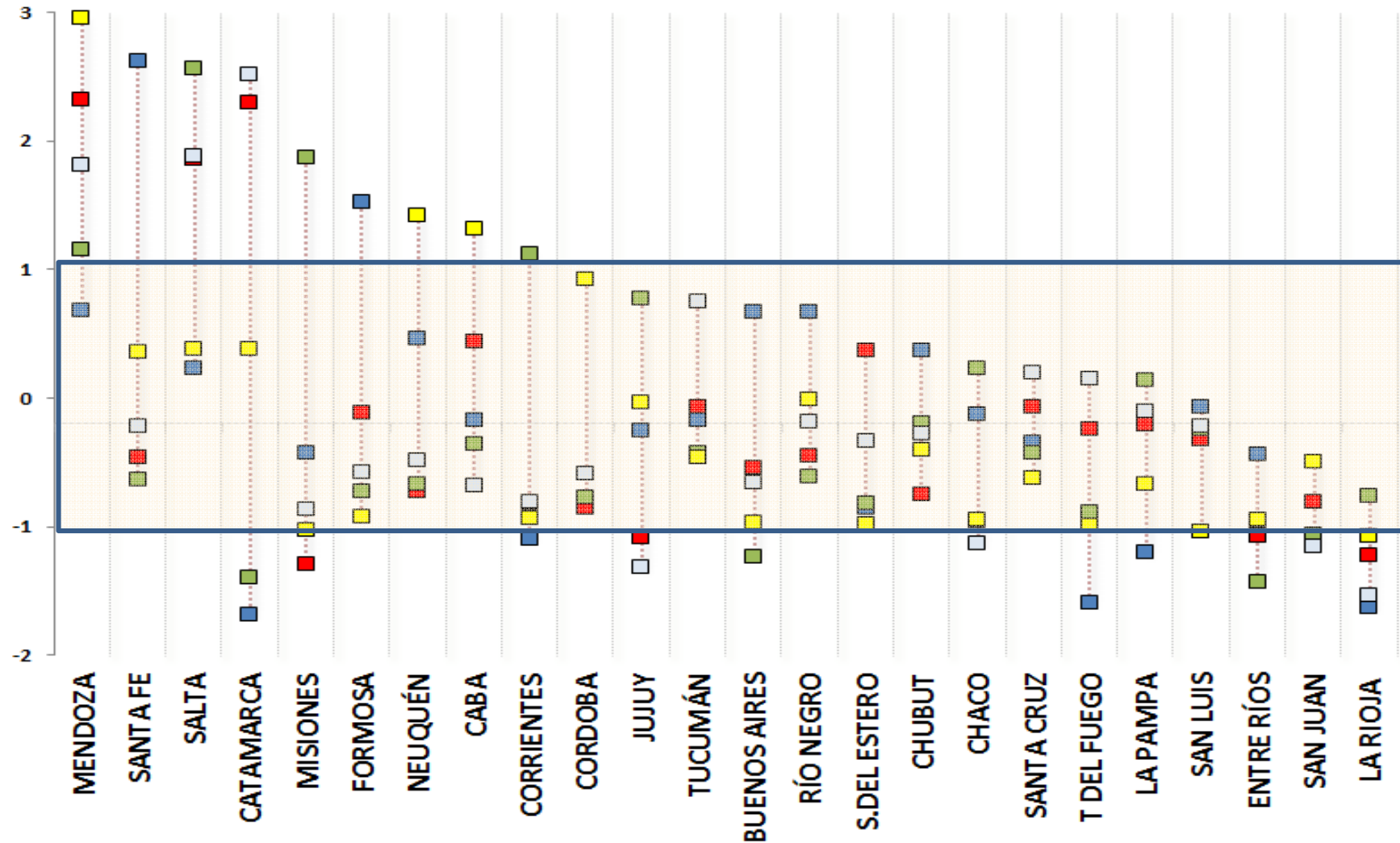
Standards Deviations by Crime and Provinces



Presidencia
de la Nación

Ministerio de
Seguridad

■ Homicidios dolosos ■ Lesiones dolosas ■ Violaciones ■ Amenazas ■ Robos



Control of Internal Validness

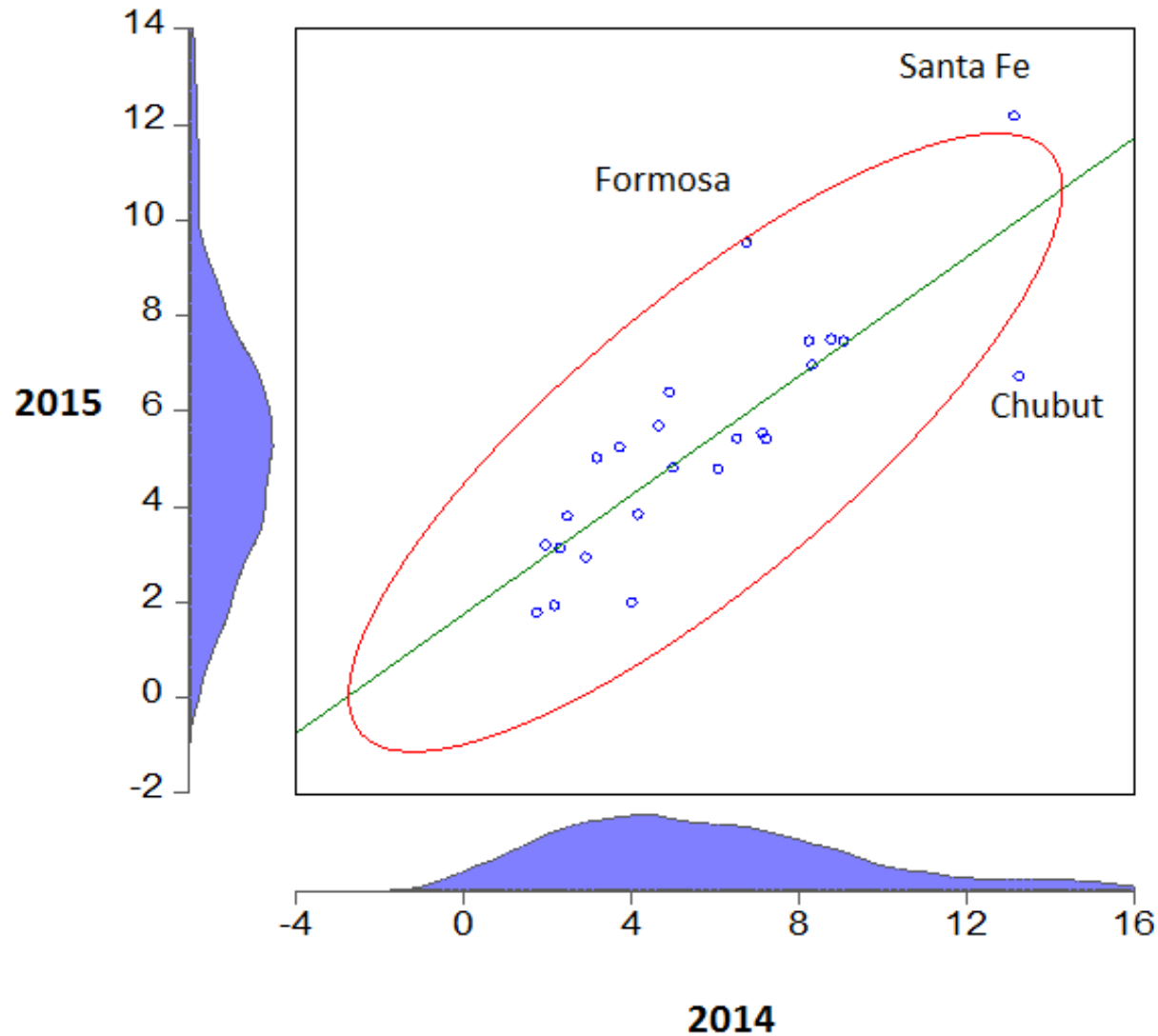
Outliers in Interannual changes in Provinces



Presidencia
de la Nación

Ministerio de
Seguridad

Homicidios



Homicides
Crime Data
vis a vis
Health Data

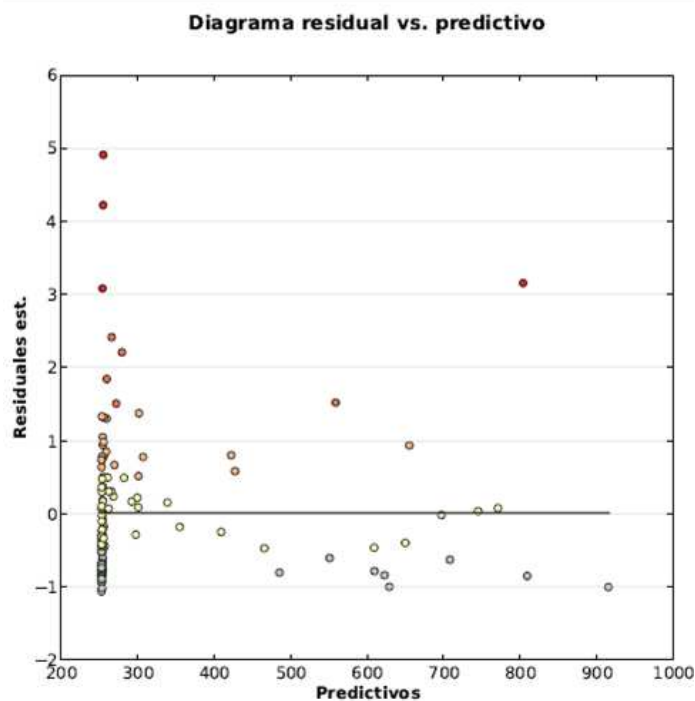
	SNIC 2014	Salud Recod	Dif % Salud Rec vs SNIC	Salud	Dif % Salud vs SNIC
Buenos Aires	1.500	1.586	6	964	-36
Catamarca	7	7	0	7	0
Chaco	81	78	-4	62	-23
Chubut	74	85	15	81	9
CABA	200	221	11	4	-98
Córdoba	148	157	6	45	-70
Corrientes	21	44	110	36	71
Entre Ríos	80	89	11	83	4
Formosa	39	58	49	52	33
Jujuy	27	33	22	32	19
La Pampa	10	11	10	6	-40
La Rioja	8	5	-38	4	-50
Mendoza	164	176	7	168	2
Misiones	59	73	24	70	19
Neuquén	51	61	20	58	14
Río Negro	57	61	7	50	-12
Salta	65	64	-2	62	-5
San Juan	17	23	35	15	-12
San Luis	22	32	45	28	27
Santa Cruz	10	18	80	14	40
Santa Fe	444	486	9	441	-1
Sgo del Estero	23	34	48	25	9
T.del Fuego	6	7	17	7	17
Tucumán	114	104	-9	54	-53
Total País	3.227	3.513	9	2.368	-27

Outliers and problems on robberies in the Buenos Aires Province



Presidencia
de la Nación

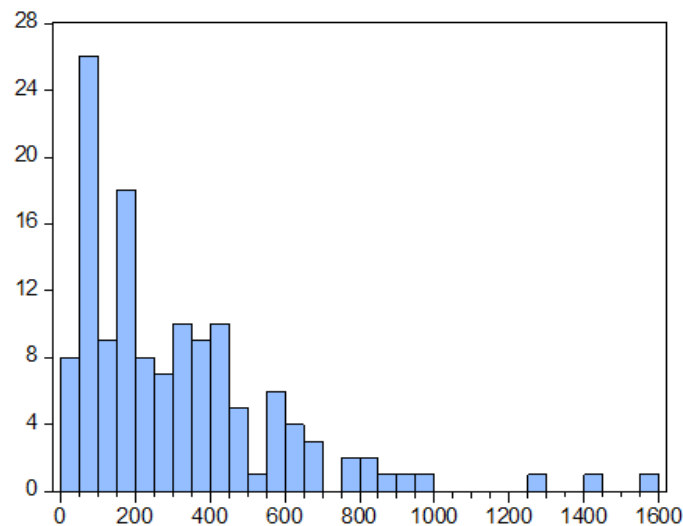
Ministerio de
Seguridad



Robberies vs Population Density

Regresiones Bi variadas o Multivariadas para Detectar datos “Anormales”

N	134
R cuadrado múltiple	0,266048
Estadística F conjunta	47,848301
Estadística de Wald	33,240236
Estadística de Koenker	0,13757
Estadística de Jarque-Bera	328,163096



Series: TASROB15
Sample 1 134
Observations 134

Mean	314.6653
Median	241.4078
Maximum	1555.592
Minimum	0.000000
Std. Dev.	276.9055
Skewness	1.786650
Kurtosis	7.279436
Jarque-Bera	173.5414
Probability	0.000000

Robbery distribution

Outcomes and Challenges



Presidencia
de la Nación

Ministerio de
Seguridad

- **In April 2016, the crime reports on years 2014 and 2015 were published**
- **There is a long way to go..**
 - **There are yet data quality problems**
 - **Indicators re design and system complete automatization**
 - **Strengthen of local information systems and of federal forces**
 - **What we do with other reporting sources like Judiciary**
 - **Need of consolidation of an accountability culture**
 - **Political tensions with provinces**