

3.3. Cannabis

3.3.1. Morocco

Morocco remains one of the main producers of cannabis resin (hashish) in the world. It supplies primarily the European market. The Northern Region of Morocco, where most of the cannabis cultivation is concentrated, is spread over 5 provinces. Since 2003, the Government of Morocco and UNODC undertake annual cannabis surveys to provide estimates on the extent of cannabis cultivation in the country.

Area under cannabis cultivation decreases by 40 per cent

In 2005, the area under cannabis cultivation decreased significantly by 40 per cent from 120,500 hectares in 2004 to 72,500 hectares. To a large extent, this decrease can be attributed to unfavourable climatic conditions. A severe drought affected mainly the cannabis planted on rain-fed land, which in many cases, may have failed completely. As in previous years, by far the most cannabis was cultivated in Chefchaouen province.

Gross cannabis production down by 45 per cent

The decrease in cannabis production is even more marked than the decrease in cultivation area as yields on rain-fed land were considerably lower than in the previous year. As most cannabis is planted on rain-fed land, increased yield on irrigated land could not compensate for the loss.

Vigorous eradication campaigns contribute to reduction

Eradication campaigns in the provinces of Larache, Tanouate and Chefchaouen targeting over 15,000 hectares of cannabis in total, further decreased the total production figure for cannabis.

The Government of Morocco reported the complete eradication of all cannabis cultivated in the Larache province, which, in 2004, accounted for ten percent of overall cannabis cultivation in the country.

Fact Sheet: Morocco Cannabis Survey 2005

	2004	Change on 2004	2005
Cannabis cultivation:	120,500 ha	- 40%	72,500 ha
Cannabis yield (unweighted average)	750 kg/ha	- 55%	340 kg/ha
On rain-fed land	1,270 kg/ha	33%	1,687 kg/ha
On irrigated land			
Gross cannabis production	98,000 mt	- 45%	53,400 mt
Cannabis resin extraction rate	2.82%		2%
Potential production of cannabis resin	2,760 mt		1,067 mt
Distribution of farm-gate sales			
Sale of raw cannabis	66%		45%
Sale of cannabis resin	34%		55%
Cannabis sale price at farm-gate			
Raw cannabis	25 dh/kg	100 %	50 dh/kg
Cannabis resin	1,400 dh/kg	186%	4,000 dh/kg
Total farmers' income from cannabis	Dh 2.9 billion (US\$ 325 million)	21%	Dh 3.5 billion (US\$ 386 million)
Number of households cultivating cannabis	96,600		89,800 (excluding Larache province)

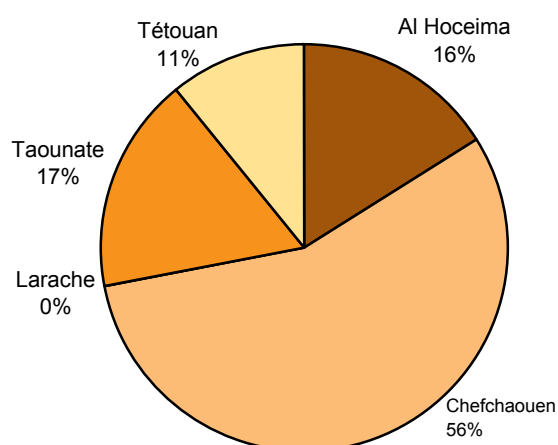
* 2003 results updated based on more recent or more precise information and data obtained during the 2004 survey.

Morocco, cannabis cultivation by province 2005

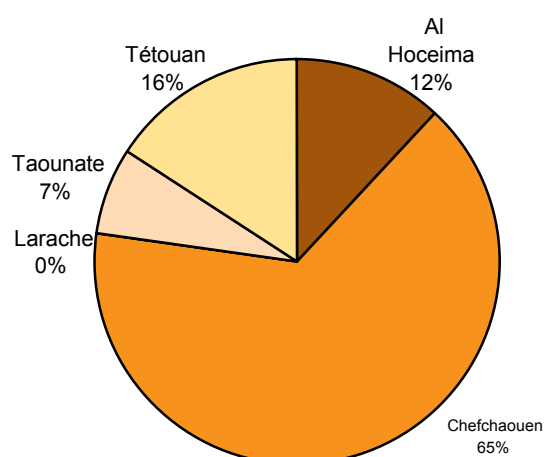
Province	Total area (ha)	Cannabis cultivation (ha)	As % of total cannabis cultivation
Al Hoceima	375,008	11,671	16%
Chefchaouen	529,503	40,529	56%
Larache*	278,968	0	0%
Taounate	525,568	12,362	17%
Tétouan	245,771	7,916	11%
Total (Rounded)	1,954,800	72,500	100%

* The Government of Morocco reported the complete eradication of the cannabis cultivated in Larache Province.

Morocco, provincial cannabis cultivation (ha) 2005



Morocco, provincial raw cannabis production (mt) 2005

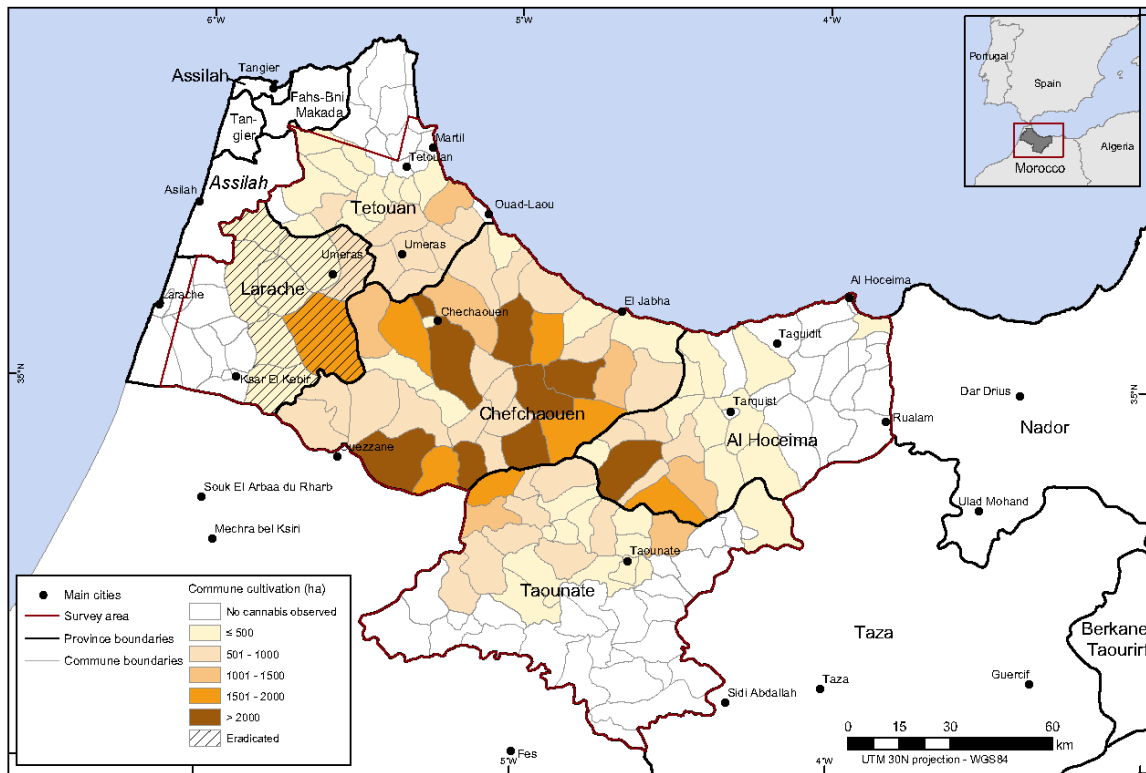


Morocco, provincial raw cannabis production (mt), 2005

Province	Ha rainfed	Ha irrigated	Yield rainfed (kg/ha)	Yield irrigated (kg/ha)	Production rainfed (mt)	Production irrigated (mt)	Production Total (mt)
Al Hoceima	9,734	1,937	255	2,006	2,482	3,886	6,368
Chefchaouen	33,558	6,971	621	2,006	20,840	13,984	34,823
Larache*	0	0	n.a.	n.a.	0	0	0
Taounate	9,840	2,522	186	732	1,830	1,846	3,676
Tétouan	4,520	3,396	282	2,128	1,275	7,227	8,501
Total	57,652	14,826			26,427	26,943	53,369
Total (Rounded)	57,700	14,800			26,400	26,900	53,400

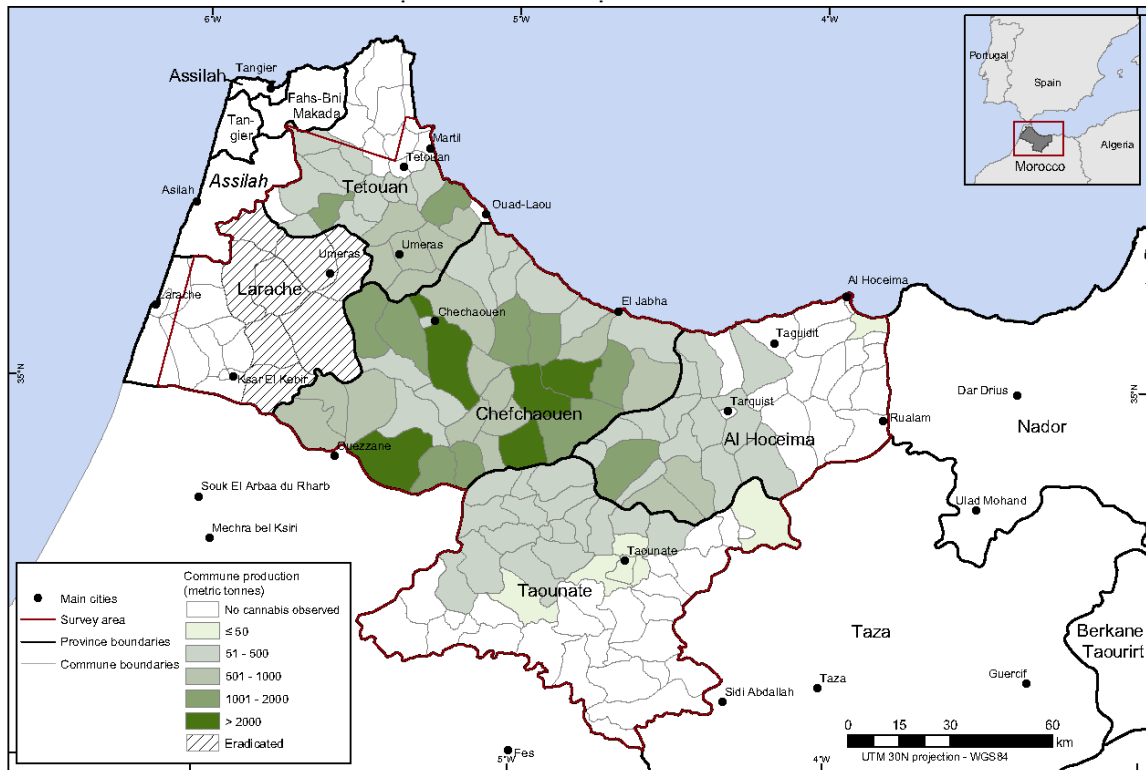
* The Government of Morocco reported the complete eradication of the cannabis cultivated in Larache Province.

Morocco, Northern Provinces: Cannabis cultivation (per commune), 2005



Source: Government of Morocco – National monitoring system supported by UNODC

Morocco, Northern Provinces: Cannabis production (per commune), 2005



Source: Government of Morocco – National monitoring system supported by UNODC

3.3.2. Seizure of Illicit laboratories

**MANUFACTURE
SEIZURES OF ILLICIT LABORATORIES
REPORTED FOR 2003 - 2004**

Remark: For convenience, an attempt was made to group the reported estimates by drug categories. however, due to inconsistencies and gaps in the reporting, no overall analysis of the data set was performed. Numbers are presented as reported to UNODC and should be interpreted with caution.

Source: Annual Report Questionnaire if not otherwise indicated

Country or Territory	Year	Name of drug seized	Number of laboratories (annual production capacity)	Source
CANNABIS GROUP				
Africa				
<u>Southern Africa</u>				
South Africa	2003	Cannabis	3 Lab.(100.000 kg)	
	2004	Cannabis	1 Lab.	
Subtotal Southern Africa			4 Lab.(100.000 kg)	
Total Africa			4 Lab.(100.000 kg)	
Americas				
<u>North America</u>				
Canada	2003		3 Lab.	
	2004		2 Lab.	
Subtotal North America			5 Lab.	
Total Americas			5 Lab.	
Europe				
<u>East Europe</u>				
Moldova, Rep.	2004		56 Lab.	
Russian Federation	2003		114 Lab.	
	2003	Cannabis herb	83 Lab.	
	2004		522 Lab.	
	2004		580 Lab.	
Subtotal East Europe			1355 Lab.	
<u>West & Central Europe</u>				
Czech Rep.	2003	Cannabis	3 Lab.	
	2004	Cannabis	14 Lab.	
Germany	2004		1 Lab.	
Poland	2003	Cannabis	32 Lab.	
Slovakia	2003		1 Lab.	
Spain	2004		1 Lab.	
Subtotal West & Central Europe			52 Lab.	
Total Europe			1407 Lab.	
Cannabis group			1416 Lab.(100.000 kg)	