

# GLOBAL INITIATIVE ON PRIMARY PREVENTION OF SUBSTANCE ABUSE

## ASSESSING AND PLANNING FOR SUBSTANCE ABUSE PREVENTION AMONG YOUTH SELF EVALUATION INSTRUMENT



World Health  
Organisation

Mental Health And Substance Dependence  
Noncommunicable Diseases And Mental Health  
Geneva



UNITED NATIONS  
*Office on Drugs and Crime*

Prevention, Treatment and Rehabilitation Unit  
Division For Operations  
Vienna

This document is the result of the work of many individuals. UNODC would like to acknowledge in particular:

- Mr. Gary Roberts of the Canadian Centre on Substance Abuse for developing the instrument;
- The UNODC and WHO project coordinators (Ms. Tecla Butau, WHO AFRO Harare, Ms. Giovanna Campello, UNODC Vienna, Ms. Nadia Gasbarrini, UNODC Moscow, Ms. Mwansa Nkowane, WHO Geneva, Ms. Katie Walker, UNODC Hanoi) and the UNODC staff working on drug abuse prevention in the Global Challenges Section (Mr. Gautam Babbar, Ms. Jouhaida Hanano, Mr. Chris van der Burgh) for providing substantive and editorial input; and,
- The Government of Norway without whose financial contribution this work would not have been possible.

**This document has not been formally edited and does not necessarily reflect the policies and views of UNODC. This document can be copied, disseminated and used, as long as this is not for commercial purposes and the origin of the document is acknowledged.**

© UNODC 2003

# Introduction

For the UNDCP/WHO Global Initiative on Primary Prevention of Substance Abuse, your project was asked to conduct a local situation assessment that became the basis of your project proposal. This is a critically important part of your work because everything that follows will be based on your local assessment and proposal. So, we have prepared this self-evaluation to help you think about and document your experience in undertaking the local situation assessment and in developing your project proposal. The information that you provide us will be brought together with the experiences of others and will become the basis for the discussion on good practices at the first experience-sharing meeting.

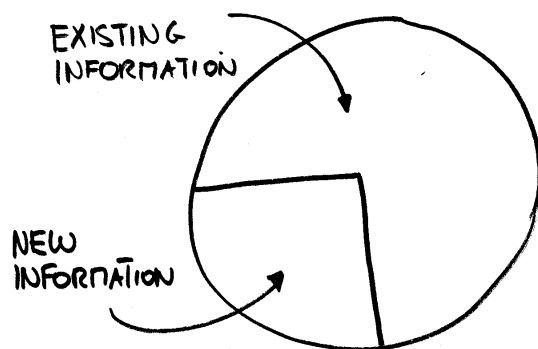
PLEASE READ THE QUESTIONS CAREFULLY BEFORE RUSHING INTO REPLYING!

## Part A

One purpose of the local situation assessment was to help your organization define the problem by collecting information on the extent and nature of substance use and on the risk and protective factors that lead young people to use substances. In some cases, this information may have already existed (e.g., hospital records, treatment centre statistics, and police data), while in other cases, you may have had to collect new information to really understand what was going on.

### Question 1

Please draw a circle to show the amount of your assessment that was based on information that already existed, and the amount based on new information that your group collected for this project. For example, if about 75 per cent of your assessment was based on existing information, you would draw a circle like this:



Now, please draw a circle for your assessment.

### Question 2

What worked for you in gathering existing information? Why? Please give at least one concrete example!

**Question 3**

What didn't work in gathering existing information? Why? Please give at least one concrete example!

**Question 4**

There are a number of different ways to collect new information (for example, focus group discussions, key informant interviews, surveys, narratives, observation and case studies). Think about the amount and quality of the information you got from each of the methods you used. Which was the most useful? Please rank them below (1 = most useful method, etc.). Please add if necessary.

1. \_\_\_\_\_
2. \_\_\_\_\_
3. \_\_\_\_\_
4. \_\_\_\_\_
5. \_\_\_\_\_
6. \_\_\_\_\_
7. \_\_\_\_\_

**Question 5**

What worked for you in collecting new information? Why? Please give examples!

**Question 6**

What didn't work in collecting new information? Why? Please give examples!

**Question 7**

The young people that you are targeting can be good sources of information. If you tried to collect information from these young people, what worked? Why? Examples please!

**Question 8**


If you tried to collect information from these young people, what didn't work? Why? Please give examples!

## Part B

A local assessment can also help to mobilize the community. Asking others for information can help them become aware of the problem and can lead to partnerships and important resources for a project when the time comes to take action.


### Question 9

Please draw the change that has occurred in the awareness of groups in the community as a result of the assessment. Use circles to represent your organization and important groups in your community (for example, targeted young people, key government officials, local politicians, schools, health services, media, etc). Use as many circles as you want. The larger the circle that you give a group, the more they are aware of the substance abuse problem. Draw two pictures: one for the situation before and one for the situation after the assessment. For example, the following set of drawings represents a community in which the local situation assessment made only the teachers and the local politicians more aware of the substance abuse problem in the community. The other groups in the community were not made more aware. The teachers were made more aware than the local politicians. Parents were already more aware than other groups.



### Question 10

Please draw the change that has occurred in the relationship between your organization and various groups in the community as a result of the assessment. Use circles to represent your organization and various groups in your community (for example, targeted young people, key government officials, local politicians, schools, health services, media, etc). Use as many circles as you want. The closer the circles to your organization, the closer the relationship with your organization. Draw two pictures: one for the situation before and one for the situation after the assessment. For example, the following set of drawings represents a community in which the local situation assessment resulted in a closer relationship with the local youth club and the school, but not with the other groups in the community.



Now, please draw how the situation was before your assessment ...  
... and how it is as a result of your assessment.

### Question 11

In trying to mobilize various groups in the community to support your project, what worked best? Why? Please give at least one concrete example!

### Question 12

What didn't work? Why? Please give at least one concrete example!

**Question 13**

If you made an effort to mobilize targeted young people to support your project at this point, what worked for you? Why? Please give examples!

**Question 14**

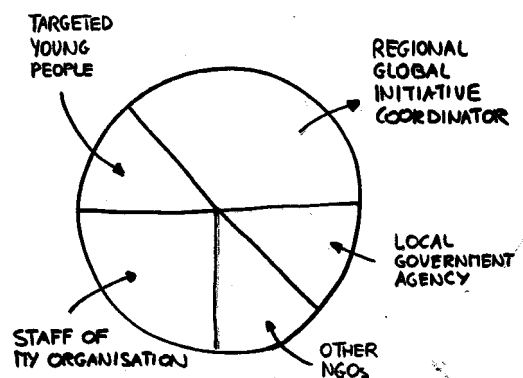
What didn't work? Why? Examples please!

## Part C

Your local assessment brought together information on three main issues: the extent and pattern of substance use among young people; the risk and protective factors that lead young people to use substances; and partners and resources that could assist in responding to the situation. Your next task was to take this information to develop a proposal that would address the situation, involving partners as appropriate.

### Question 15

Please draw a circle to show: (i) who was involved in moving from the results of the local situation assessment to the finished project proposal and (ii) how fundamental their role was. The more fundamental, the bigger the section you will draw in the circle. For example, imagine that in developing your proposal from the results of the local situation assessment, five groups were involved: the staff of your organization; targeted young people; the regional Global Initiative coordinator; other NGOs and a local government agency. The young people, the NGOs and the government agency were only involved in the initial discussions. Your circle would look like this:



Now, please draw a circle for the development of your project proposal.

### Question 16

What worked best when trying to involve other groups in the development of your proposal? Why? Please give examples!

**Question 17**

What didn't work? Why? Examples please!

**Question 18**

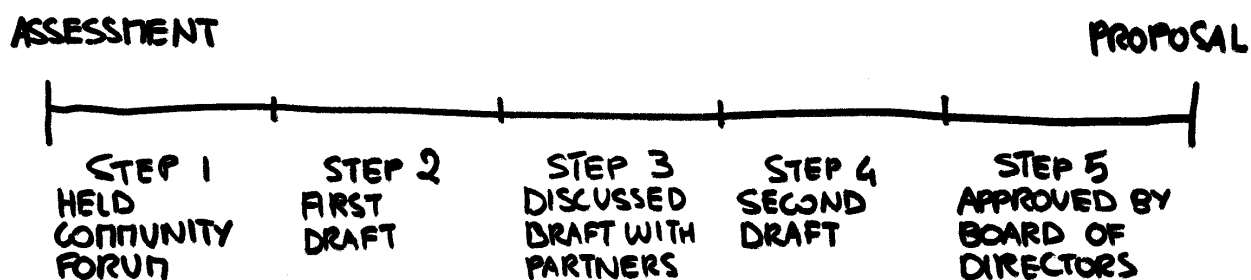
Again, thinking about targeted young people particularly ... Did you try to involve these young people in the development of your project proposal? If so, what worked for you? Why? Examples please!

**Question 19**

What didn't work for you? Why? Examples please!

**Question 20**

Please draw a timeline showing the steps that you undertook to develop your project proposal on the basis of the results of the local situation assessment. An example of a very simple timeline could be the following:



Now, please show us what happened in your case. You can add as many steps as you want.

## **Part D**

Finally, looking back at the whole process of undertaking the local situation assessment and of developing the project proposal, is there anything you would do differently? If so, why?

## **Thank you very much!**

**Please return to ...**

**Email ... Fax ...**