

3.1.2 Bolivia

FACT SHEET - Bolivia Survey 2006³

	2005	Variation on 2005	2006
Coca cultivation	25,400 ha	+8%	27,500 ha
Of which in the Yungas of La Paz	18,100 ha	+4%	18,900 ha
in Chapare	7,000 ha	+19%	8,300 ha
in Apolo	300 ha	0%	300 ha
Of which permitted by Bolivian law 1008	12,000 ha		12,000 ha
Average annual sun-dried coca leaf yield			
in Chapare	2,764 kg/ha		2,764 kg/ha
in the Yungas of La Paz ⁴	1,317 kg/ha		1,317 kg/ha
in Apolo	820 kg/ha		820 kg/ha
Production of sun-dried coca leaf	43,000 mt	+12%	48,000 mt
Potential production of cocaine HCl	80 mt	+18%	94 mt
In per cent of the global cocaine production	8%		10%
National weighted average farm-gate price of sun-dried coca leaf (outside state market)	US\$ 4.3/kg	-9%	US\$ 3.9/kg
Average farm-gate price of sun-dried coca leaf in Chapare	US\$ 4.1/kg	-22%	US\$ 3.2/kg
Total farm-gate value of sun-dried coca leaf production	US\$180 million	0%	US\$ 180 million
GDP ⁵	US\$ 8.4 billion		US\$ 8.7 billion
Farm-gate value of coca leaf production in per cent of GDP	2.1%		2.0%
Value of agricultural sector	US\$ 1.5 billion		US\$ 1.37 billion
Farm-gate value of coca leaf production in percent of value of 2003 agricultural sector	12%		13%
Reported eradication of coca bush	6,073 ha	-17%	5,070 ha
Reported seizure of coca leaves	900 mt	+52%	1,364 mt
Reported seizure of cocaine base	10,152 kg	+26%	12,779 kg
Reported seizure of cocaine hydrochloride	1,309 kg	0%	1,309 kg

³ The information in this section comes from the report on Coca Cultivation in the Andean Region (UNODC/Governments of Bolivia, Colombia and Peru, 2007), and can also be found on the internet (http://www.unodc.org/en/crop_monitoring.html).

⁴ Figures for 2005 were updated based a new UNODC study on coca leaf yield in the Yungas of La Paz.

⁵ Source: INE 2006.

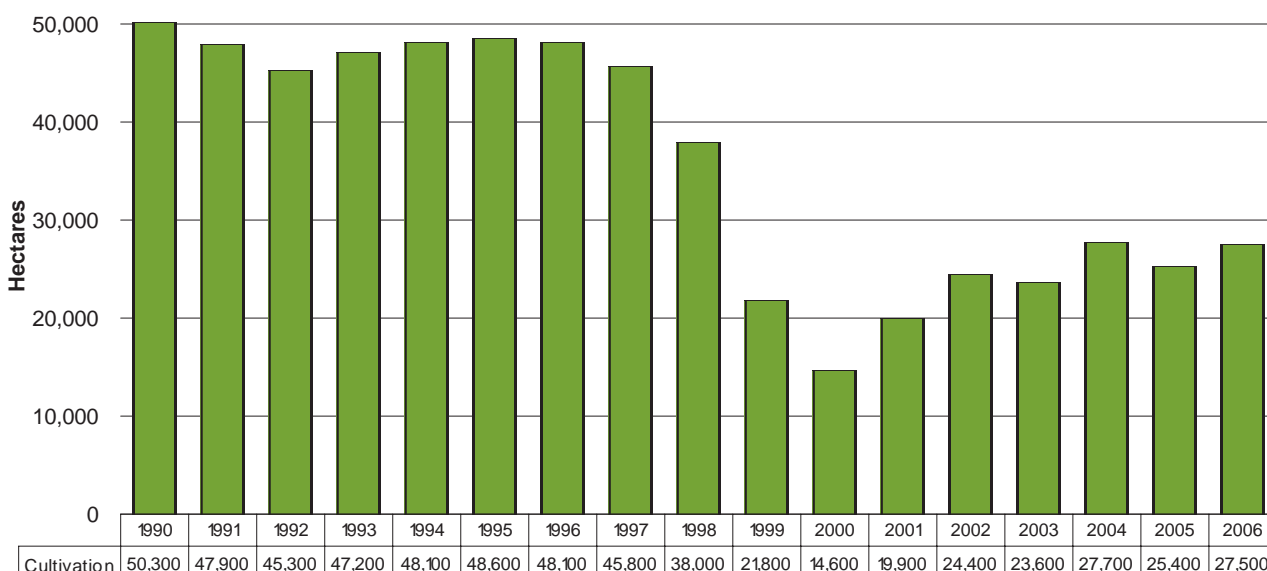
Cultivation and eradication

Although Bolivia is the third largest producer of coca leaf in the world, it still trails far behind the world's largest producer, Colombia. In 2006, Bolivia accounted for 18 per cent of global coca cultivation. The area under coca cultivation increased by 8 per cent compared to 2005, and reached 27,500 hectares in 2006. This increase offsets the decrease achieved between 2004 and 2005, when the coca cultivation area declined by 8 per cent from 27,700 hectares to only 25,400 hectares. Overall, the area cultivated with coca bush in Bolivia remained much lower than in the early and mid-1990s, when coca was grown on over 45,000 hectares.

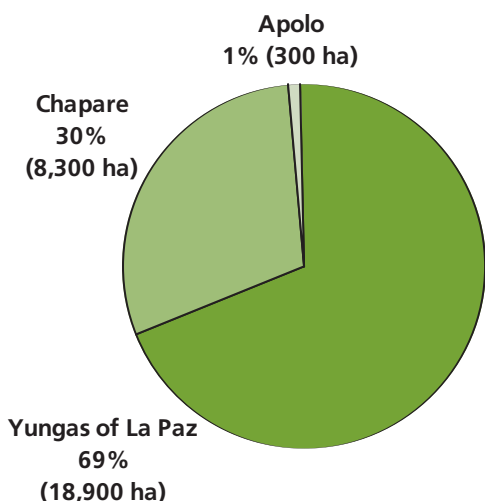
As in previous years, the Yungas of La Paz constituted the largest coca cultivating region in Bolivia with over two thirds of the total area under coca bush, followed by Chapare, with just under one third of the area. Still, most of the total coca area increase of 2,100 hectares took place in Chapare, where the coca cultivated area increased by 19 per cent, or 1,300 hectares, whereas the Yungas of La Paz accounted for only 800 hectares of the total increase.

The Government of Bolivia reported a decrease of the area eradicated by 17 per cent to 5,070 hectares in 2006. Practically all the eradication took place in the region of Chapare.

Bolivia, coca cultivation (hectares), 1990 to 2006



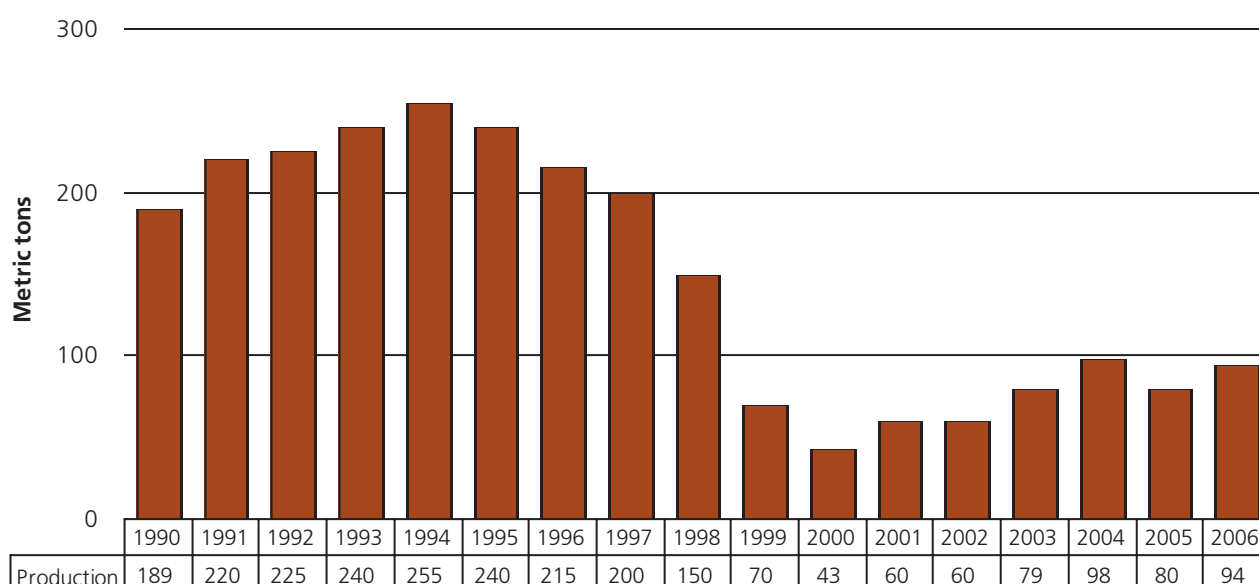
Bolivia, coca cultivation by region, 2006



Production

Based on new field research on the coca leaf yield in the Yungas of La Paz, the potential production of cocaine HCl in Bolivia in 2006 was 94 metric tons, an increase by 18 per cent compared to the revised production estimate of 80 metric tons in 2005. The increase in cocaine production is much more pronounced than the coca cultivation increase due to the fact that most of the area increase took place in Chapare, where coca leaf yields are more than twice the amount recorded in the Yungas of La Paz.

Bolivia, potential cocaine production (metric tons), 1990 to 2006



Figures for 2004 and 2005 were updated based a new UNODC study on coca leaf yield in the Yungas of La Paz.

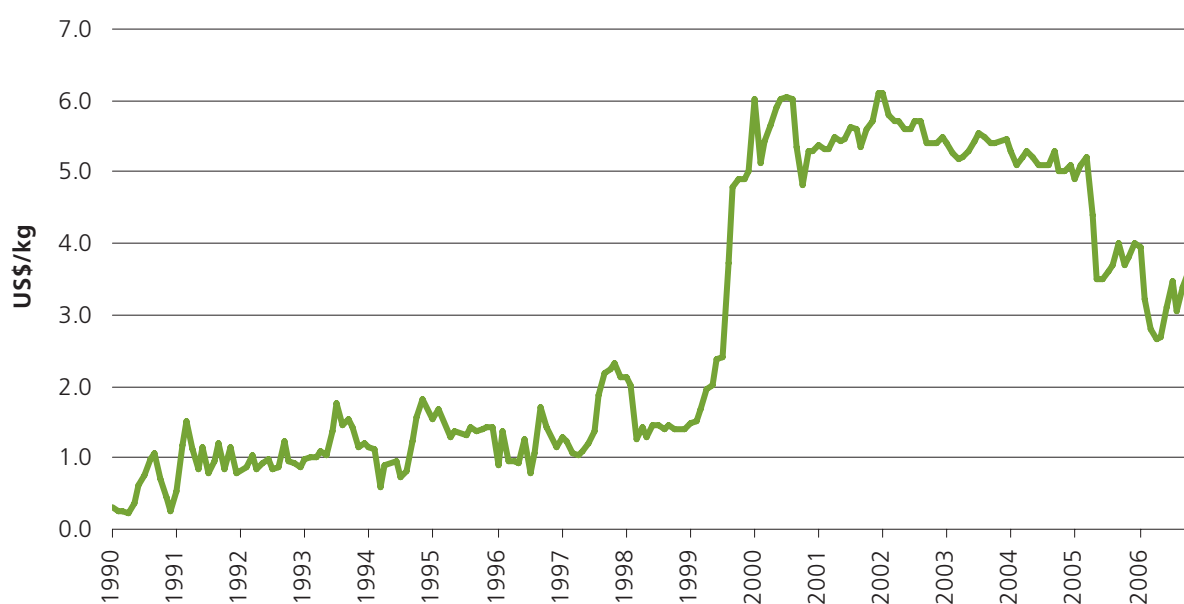
Prices

In Bolivia, farm-gate prices for sun-dried coca leaf fell by 9 per cent to a national average of only US\$3.9/kg, which is well below the price level reached during the period 2000 to 2004.

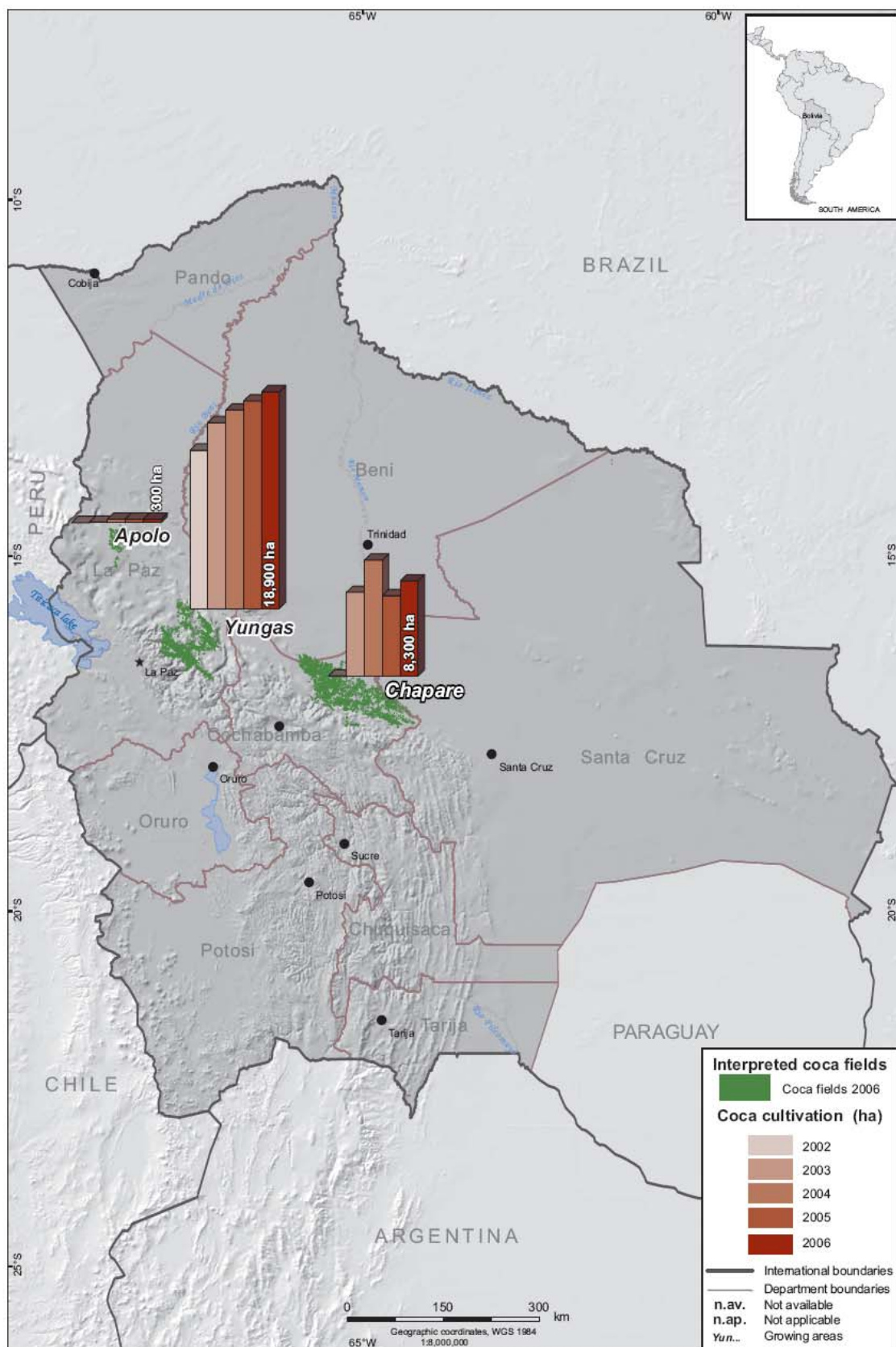
The even sharper decrease in price of 22 per cent in Chapare can be attributed to the greater availability of

coca leaf on the illicit market due to higher production, despite government efforts to prevent coca leaf trading outside the market authorized by the Government. Prices for coca leaf in Bolivia continued to be considerably higher than in neighbouring Peru.

Bolivia, farm-gate prices for sun-dried coca leaf in Chapare region (US\$/kg), 1990 to 2006



Bolivia, coca cultivation by region, 2002 - 2006



Source: Government of Bolivia - National monitoring system supported by UNODC. The boundaries and names shown and the designations used on this map do not imply official endorsement or acceptance by the United Nations.