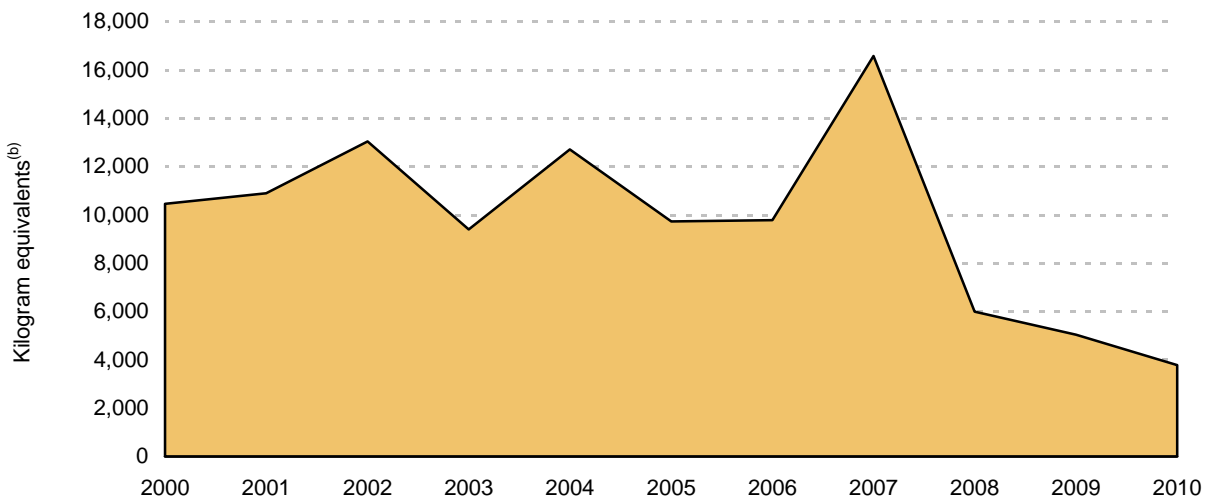
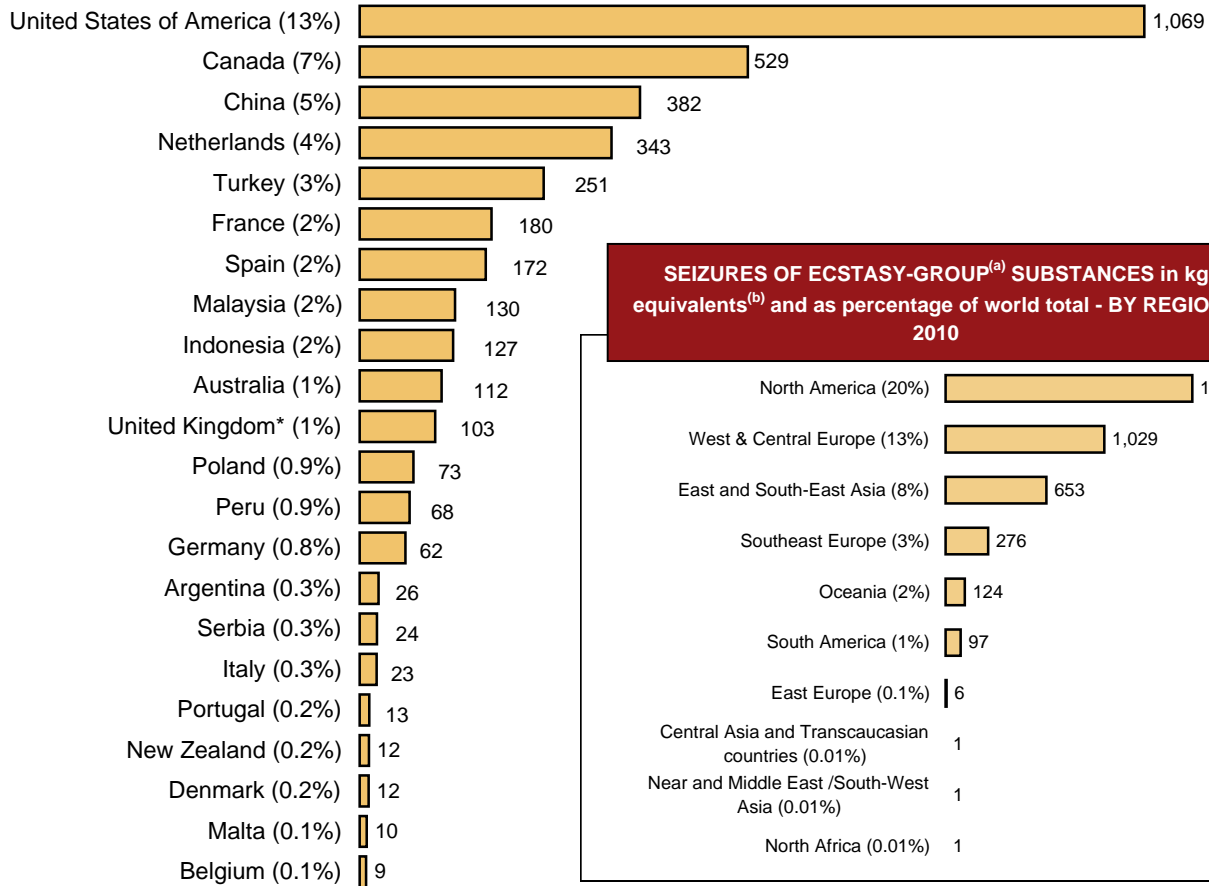


Global seizures of ecstasy-group substances: 2000 - 2010 ^(a)

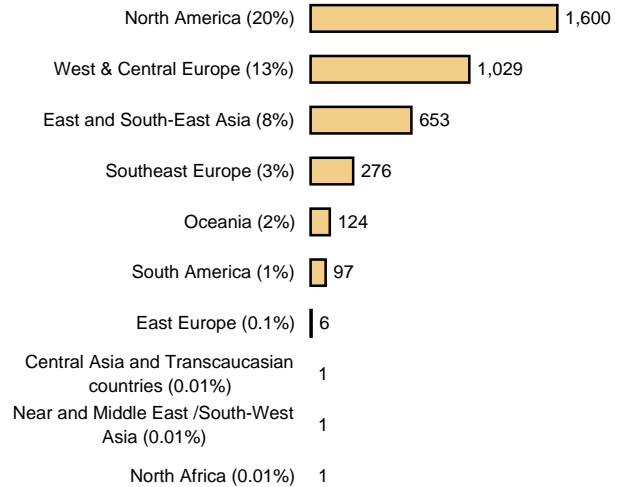


Year	2000	2001	2002	2003	2004	2005	2006	2007	2008	2009	2010
Kilogram equivalents ^(b)	10,469	10,895	13,051	9,410	12,721	9,729	9,782	16,580	5,996	5,044	3,787

SEIZURES OF ECSTASY-GROUP ^(a) SUBSTANCES in kg equivalents ^(b) and as percentage of world total - HIGHEST RANKING COUNTRIES - 2010



SEIZURES OF ECSTASY-GROUP ^(a) SUBSTANCES in kg equivalents ^(b) and as percentage of world total - BY REGION - 2010

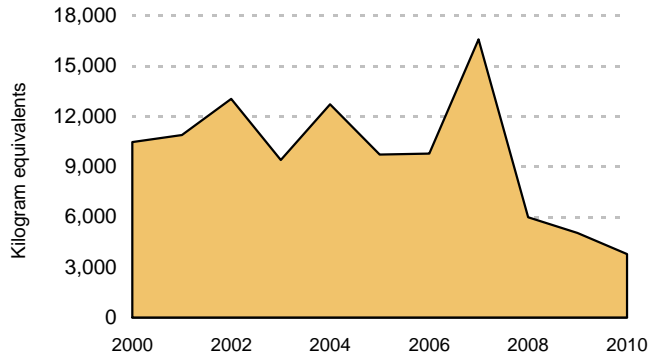


^(a) Includes MDMA (methylenedioxyamphetamine), MDA (methylenedioxyamphetamine), MDEA (3,4-methylenedioxyethylamphetamine).

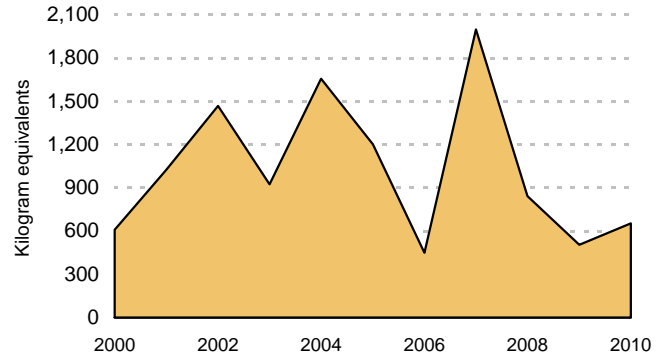
^(b) 1 litre is assumed to be equal to 1 kg. Other conversion factors are listed in the methodology section.

* UNODC estimates based on incomplete data for some jurisdictions for the financial year 2010/2011 and adjusted for the missing jurisdictions using the distribution (based on more comprehensive data) in 2006/07.

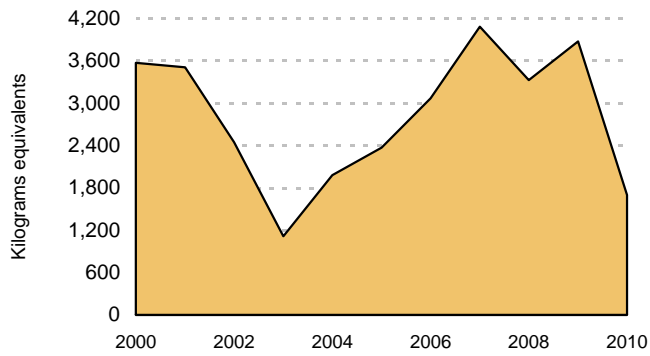
"ECSTASY" INTERCEPTED - WORLD: 2000 - 2010



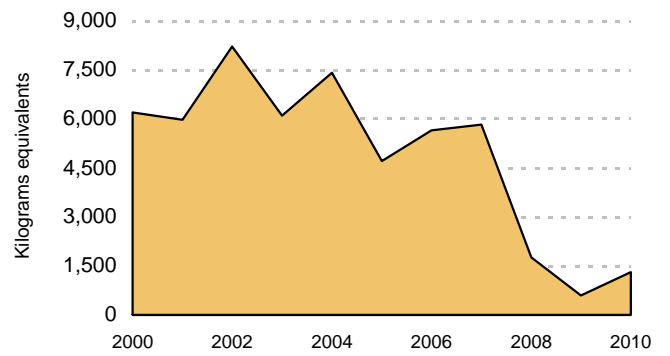
"ECSTASY" INTERCEPTED - ASIA: 2000 - 2010



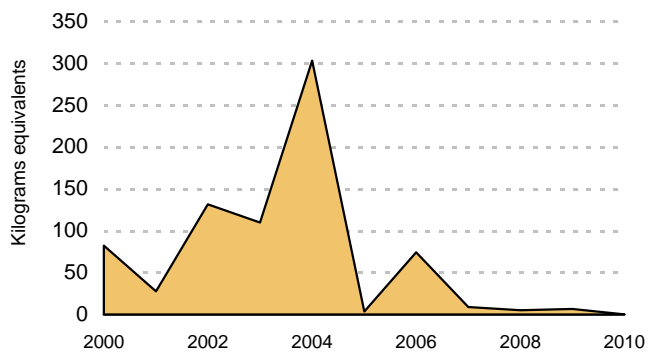
"ECSTASY" INTERCEPTED - AMERICAS: 2000 - 2010



"ECSTASY" INTERCEPTED - EUROPE: 2000 - 2010



"ECSTASY" INTERCEPTED - AFRICA: 2000 - 2010



"ECSTASY" INTERCEPTED - OCEANIA: 2000 - 2010

