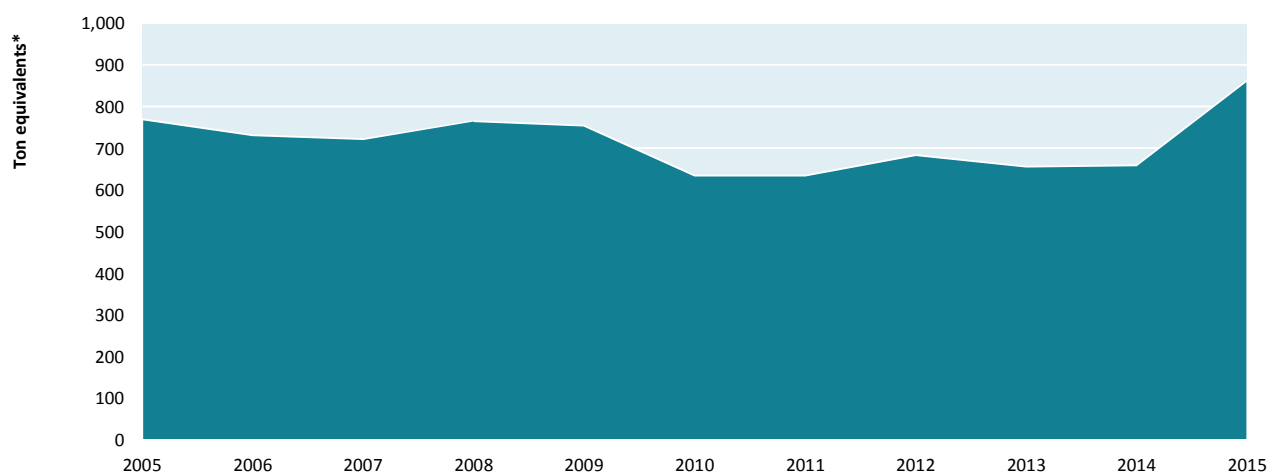
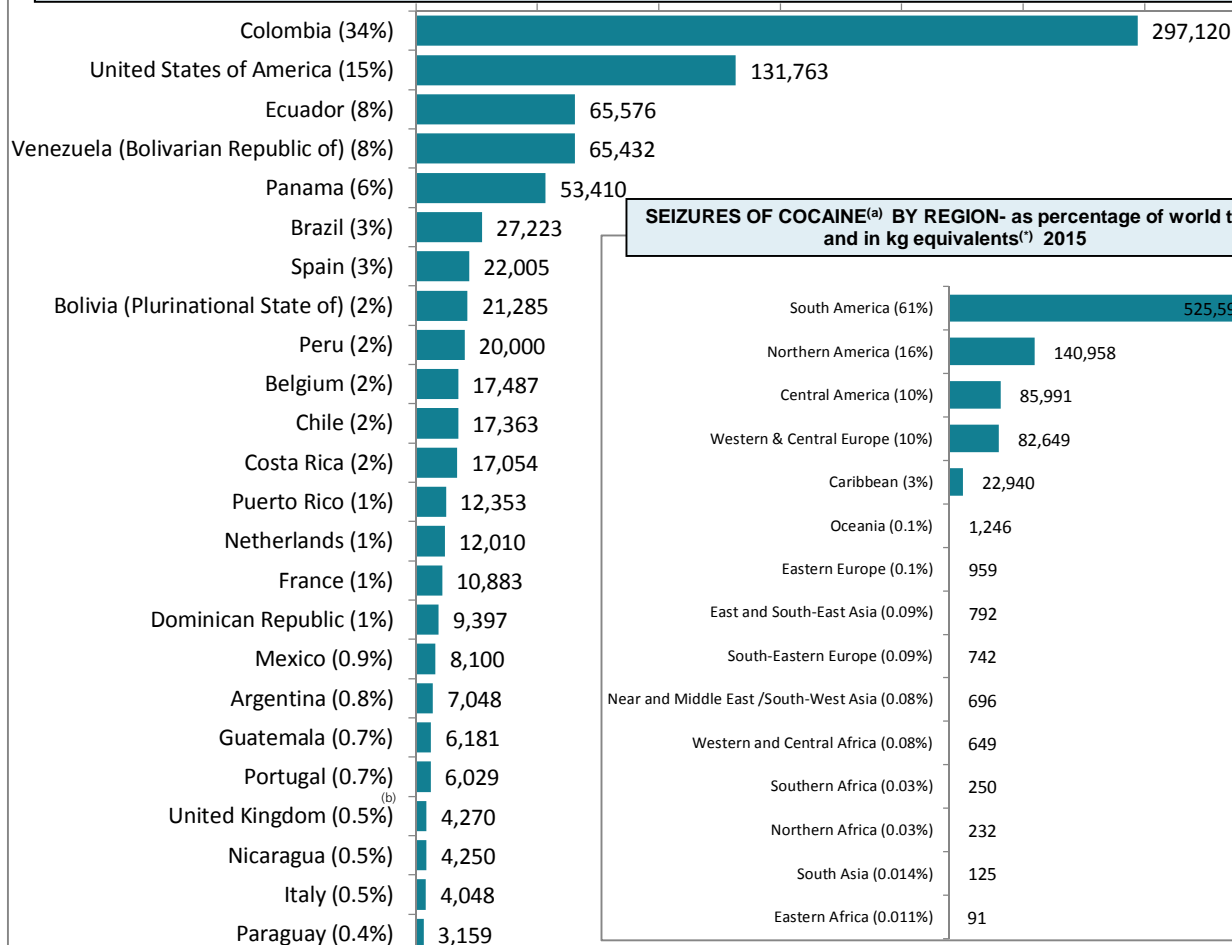


Global seizures of cocaine^(a): 2005 - 2015

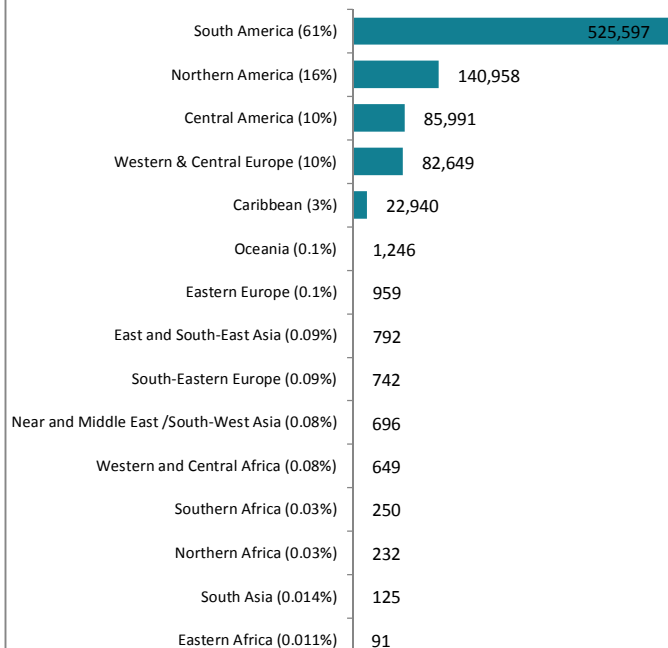


Year	2005	2006	2007	2008	2009	2010	2011	2012	2013	2014	2015
Ton equivalents*	771	733	724	767	756	636	635	684	657	661	864

SEIZURES OF COCAINE^(a) - as percentage of world total and in kg equivalents^(*) HIGHEST RANKING COUNTRIES - 2015



SEIZURES OF COCAINE^(a) BY REGION- as percentage of world total and in kg equivalents^(*) 2015

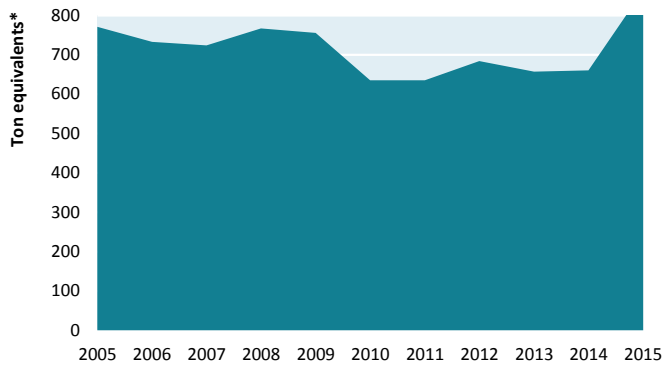


*This quantity reflects the bulk weight of seizures, with no adjustment for purity. Seizures are reported to UNODC by weight. Whenever the availability of information allows, seizures expressed in other units are converted to weight; in particular 1 litre is assumed to have a weight of 1kg. For more details please refer to the Methodology section of the World Drug Report.

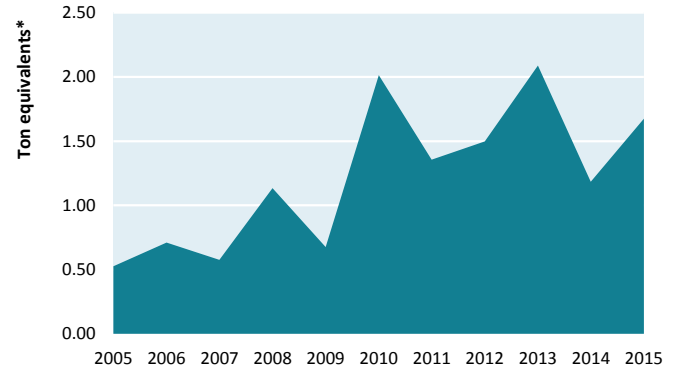
^(a) Includes cocaine salts, cocaine base/coca paste, "crack" cocaine and non-specified cocaine.

^(b) Data from England & Wales only. Financial year 2015/16

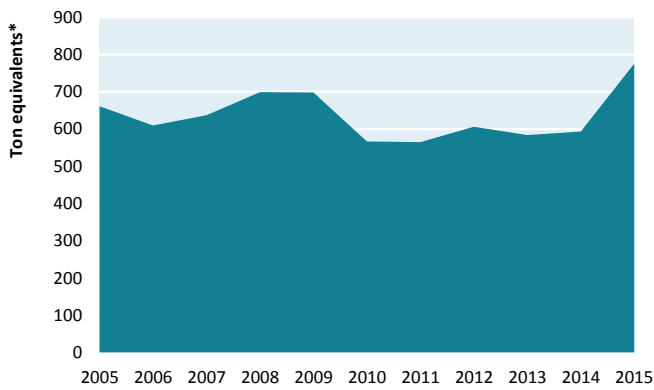
COCAINE^(a) INTERCEPTED - WORLD: 2005 - 2015



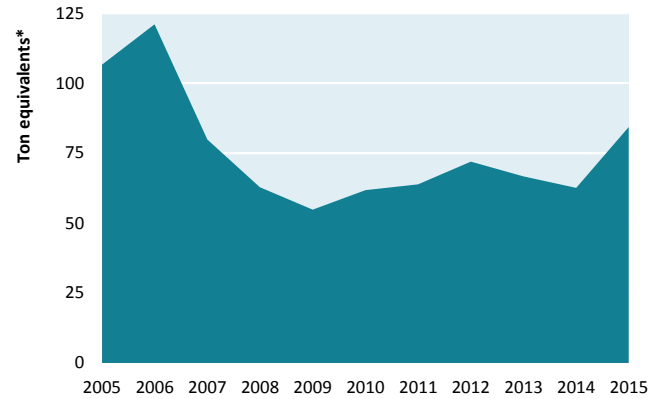
COCAINE^(a) INTERCEPTED - ASIA: 2005 - 2015



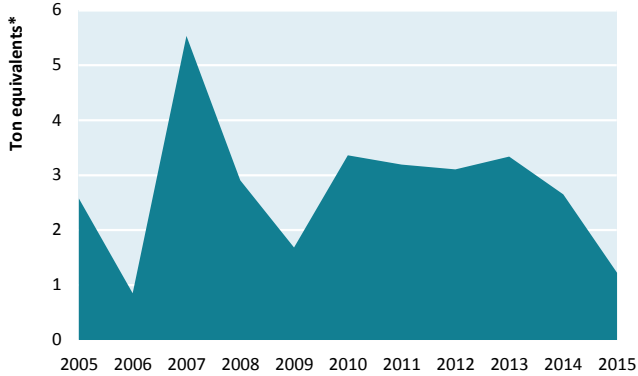
COCAINE^(a) INTERCEPTED - AMERICAS: 2005 - 2015



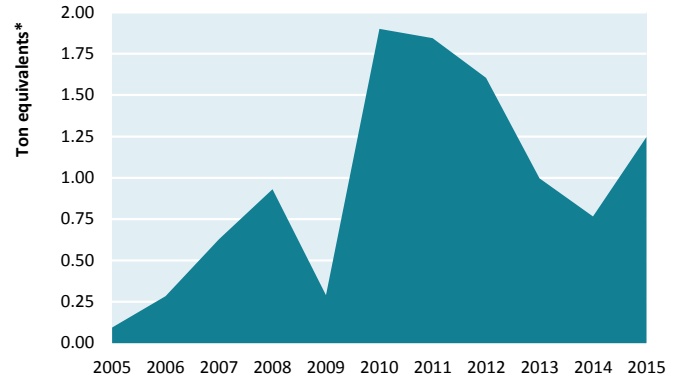
COCAINE^(a) INTERCEPTED - EUROPE: 2005 - 2015



COCAINE^(a) INTERCEPTED - AFRICA: 2005 - 2015



COCAINE^(a) INTERCEPTED - OCEANIA: 2005 - 2015



^(a) Includes cocaine salts, cocaine base/coca paste, "crack" cocaine and non-specified cocaine.

*This quantity reflects the bulk weight of seizures, with no adjustment for purity. The vast majority of seizures of cocaine are reported to UNODC by weight. Whenever the availability of information allows, seizures expressed in other units are converted to weight; in particular 1 litre is assumed to have a weight of 1kg. For more details please refer to the methodology section of the World Drug Report.