

## SUB-SAHARAN AFRICA<sup>395</sup>

- Children represent the majority of victims detected in Sub-Saharan Africa, especially in West Africa. Southern African and East African countries tend to detect more adults than children.
- The majority of detected victims in Sub-Saharan Africa are trafficked for the purpose of forced labour.
- Trafficking flows out of Sub-Saharan Africa have a global dimension, with victims detected in Western and Southern Europe, in North Africa and in the Middle East. Victims from Sub-Saharan countries are also detected in North America and East Asia.
- As a destination of trafficking flows, most of the victims detected in this subregion are trafficked within their own countries or across the border from neighbouring countries.

### Profile of the victims

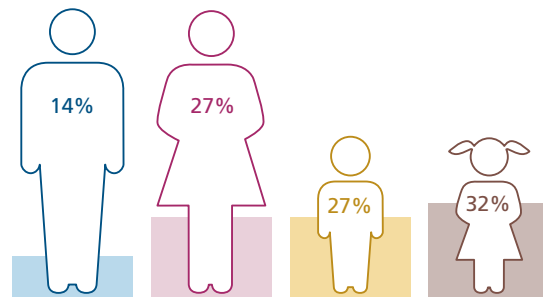
Most of the detected trafficking victims in Sub-Saharan Africa continue to be children, at about 60 per cent, with both boys and girls detected in significant proportions.

However, analysing the data by geographical areas shows that child trafficking continues to be more commonly detected in West Africa than in the rest of Sub-Saharan Africa. East and Southern African countries continue to detect larger shares of adults. East African countries have detected more adult males, while Southern African countries detect more women.

Countries in West Africa tend to detect more victims than other countries in Sub-Saharan Africa. As a consequence, regional analyses regarding the profiles of victims largely reflect data from this part of the African continent.

<sup>395</sup> This subregion includes 35 countries, which for analytical purposes can be divided into three areas, namely West Africa (Benin, Burkina Faso, Cabo Verde, Cameroon, Chad, Côte d'Ivoire, Gambia, Ghana, Guinea, Guinea-Bissau, Liberia, Mali, Niger, Nigeria, Senegal, Sierra Leone, Togo), East Africa (Kenya, Mauritius, Rwanda, Uganda and United Republic of Tanzania) and Southern Africa (Angola, Botswana, Democratic Republic of the Congo, Eswatini, Lesotho, Madagascar, Malawi, Mozambique, Namibia, Seychelles, South Africa, Zimbabwe, Zambia).

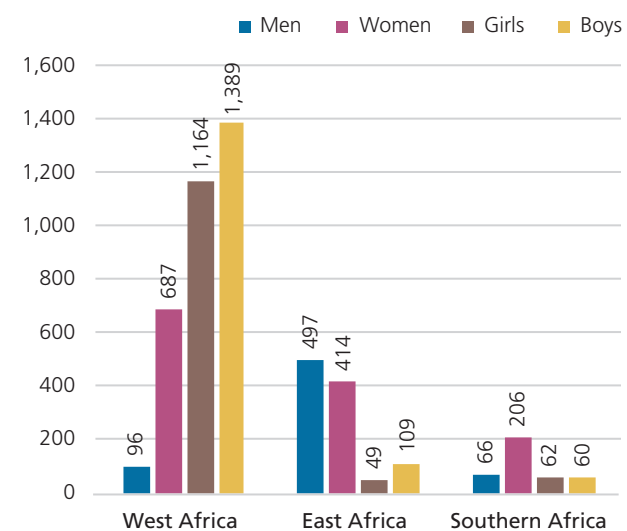
**FIG. 173** Shares of detected victims of trafficking in Sub-Saharan Africa,\* by age group and sex, 2018 (or most recent)



Source: UNODC elaboration of national data.

\*Based on data on sex and age of 4,799 victims detected in 26 countries in Sub-Saharan Africa.

**FIG. 174** Numbers of detected victims of trafficking in Sub-Saharan Africa, by age group, sex and subregion,\* 2018 (or most recent)



Source: UNODC elaboration of national data.

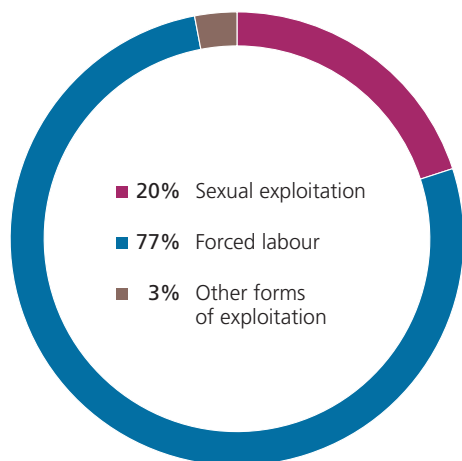
\*Based on data on sex and age on victims detected in 13 countries in West Africa, 6 countries in East Africa, 7 countries in Southern Africa.

### Forms of exploitation

Most of the victims detected in Sub-Saharan Africa in 2018 were trafficked for forced labour.

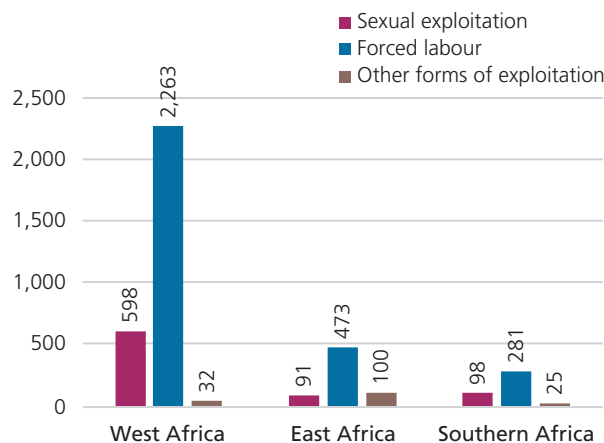
In spite of differing capacities to detect, record and report victims, the proportions of the different forms of exploitation remain largely the same in West, East and Southern Africa, with a predominance of victims of trafficking for forced labour in all areas. Among the other forms of exploitation, countries in this region reported trafficking for forced criminal activity, forced marriages and mixed forms of exploitation.

**FIG. 175** Share of detected victims of trafficking in Sub-Saharan Africa,\* by forms of exploitation, 2018 (or most recent)



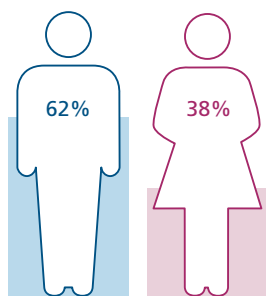
Source: UNODC elaboration of national data.  
 \*Based on data on forms of exploitation for 4,835 victims detected in 22 countries in Sub-Saharan Africa.

**FIG. 176** Number of detected victims of trafficking in Sub-Saharan Africa,\* by forms of exploitation and subregion, 2018 (or most recent)



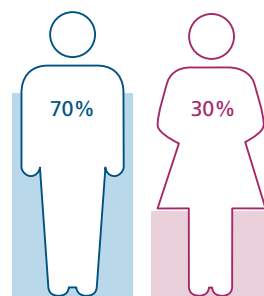
Source: UNODC elaboration of national data.  
 \*Based on data on forms of exploitation of detected victims in 10 countries in West Africa, 3 countries in East Africa and 7 countries in Southern Africa.

**FIG. 177** Shares of persons investigated or arrested for trafficking in persons in Sub-Saharan Africa, by sex, 2018 (or most recent)  
 7 countries (n=1,092)



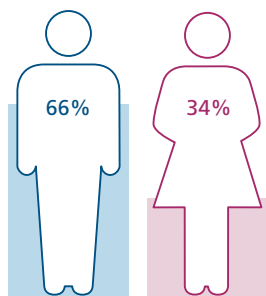
Source: UNODC elaboration of national data.

**FIG. 178** Shares of persons prosecuted for trafficking in persons in Sub-Saharan Africa, by sex, 2018 (or most recent)  
 9 countries (n=348)



Source: UNODC elaboration of national data.

**FIG. 179** Shares of persons convicted of trafficking in persons in Sub-Saharan Africa, by sex, 2018 (or most recent)  
 7 countries (n=121)



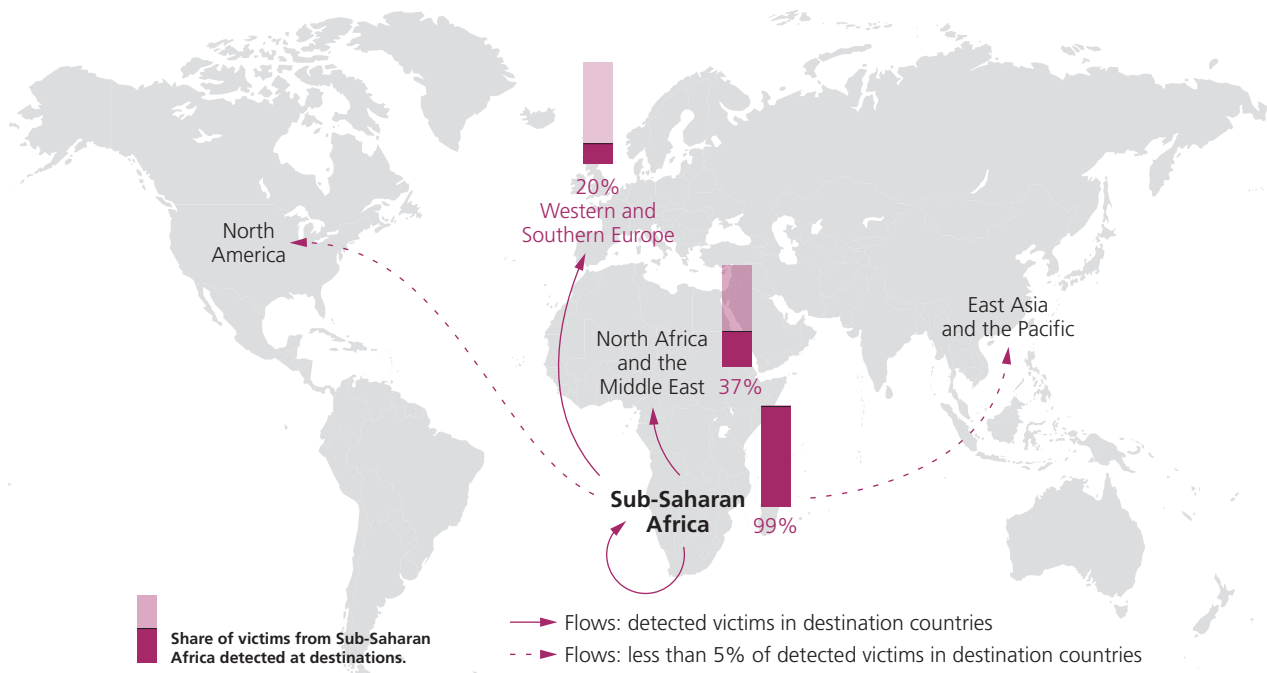
Source: UNODC elaboration of national data.

**Profile of the offenders**

Most traffickers in this subregion continue to be males, in proportions broadly similar with global patterns. Countries in West Africa reported the highest share of females investigated/arrested for, prosecuted for and/or convicted of trafficking. Conversely, countries in Southern Africa reported the highest share of male offenders. Countries in East Africa reported that around 70 per cent of the offenders were males.

Data on the citizenship of the persons convicted of trafficking show that most are citizens of the country where they were convicted. In 2018, 12 countries in Sub-Saha-

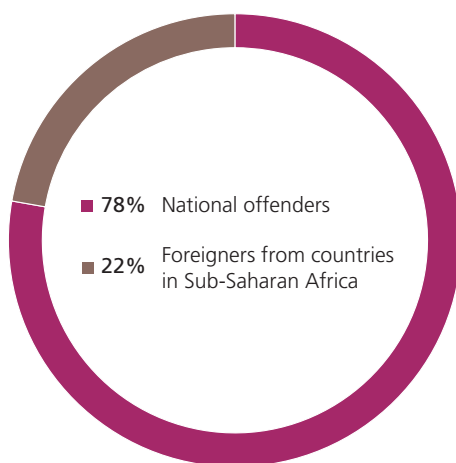
MAP. 21 Destinations for trafficking flows from Sub-Saharan Africa, 2018 (or most recent)



Source: UNODC elaboration of national data.

Note: The boundaries and names shown and the designations used on this map do not imply official endorsement or acceptance by the United Nations.

FIG. 180 Shares of persons convicted of trafficking in persons in Sub-Saharan Africa, by area of citizenship, 2018 (or most recent)



Source: UNODC elaboration of national data.

Sub-Saharan Africa reported that 78 per cent of convicted traffickers were citizens of these countries while 22 per cent were citizens of other countries in the subregion.

### Trafficking flows affecting Sub-Saharan Africa

During the reporting period, victims from Sub-Saharan Africa were detected in, or repatriated from, countries in most subregions across the globe, making it a relevant region of origin for detected cases of trafficking in persons globally. Victims from all areas of Africa were detected in Western and Southern Europe in significant flows. Victims from West and East Africa were frequently detected in North Africa and the Middle East, including in the countries of the Gulf Cooperation Council. Victims from West and East Africa were also detected in East Asia and North America.

Most of the victims detected in Sub-Saharan Africa are either citizens of the country of detection or citizens of other Sub-Saharan African countries. Furthermore, trafficked victims are generally trafficked within the same geographical area. For example, West African countries detect only victims from West Africa or victims who were domestically trafficked. Countries in East Africa detect foreign victims from other countries in East Africa, with very small numbers from West and Southern Africa along with victims trafficked from South Asia. The picture is similar in Southern Africa in terms of cross-border trafficking, including some victims trafficked from West and East Africa and from Asia.

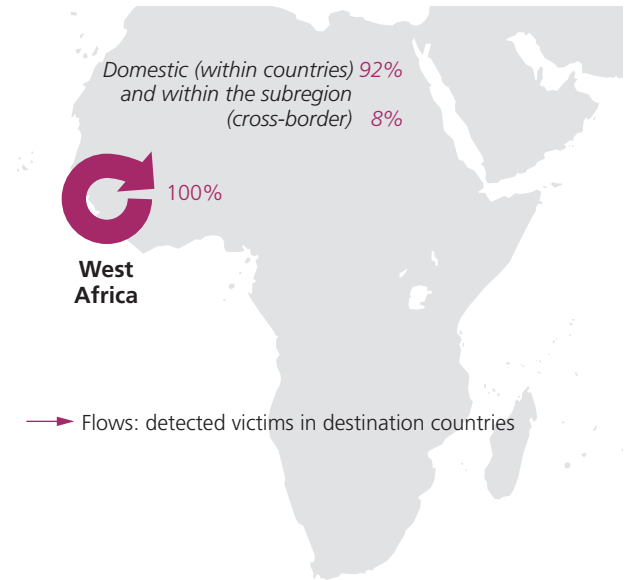
**Criminalizing trafficking in persons**

In the region, four countries in Sub-Saharan Africa have legislation that only criminalizes trafficking in children, while one country has no specific offence addressing this crime. Most other countries in this subregion introduced a specific offence in line with the United Nations Trafficking in Persons definition after 2009.

The number of convictions per 100,000 people recorded in Sub-Saharan Africa has been generally lower compared to the rest of the world. In addition, over the last 15 years, the conviction rate per 100,000 has been fluctuating between 0 and 1 persons, with no marked increase recorded.

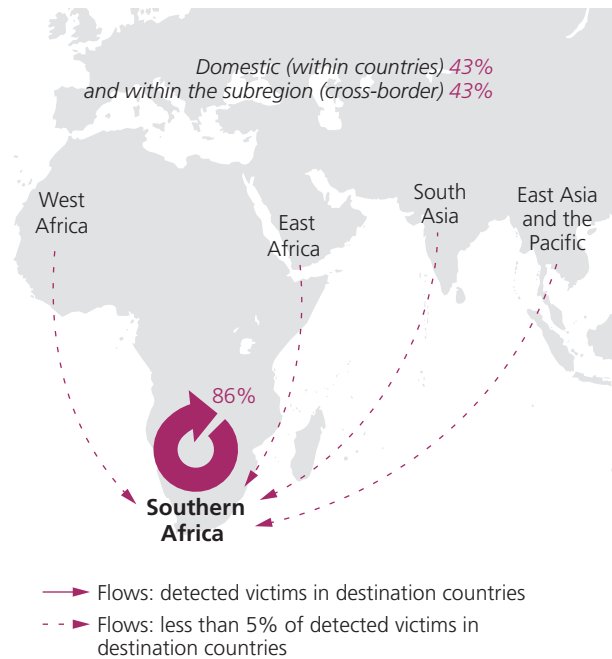
The number of victims detected per 100,000 in Sub-Saharan African countries has increased since the United Nations Trafficking in Persons Protocol entered into force. The number of detections, however, remains among the lowest compared to other regions.

**MAP. 22** Origins of trafficking victims detected in West Africa, 2018 (or most recent)



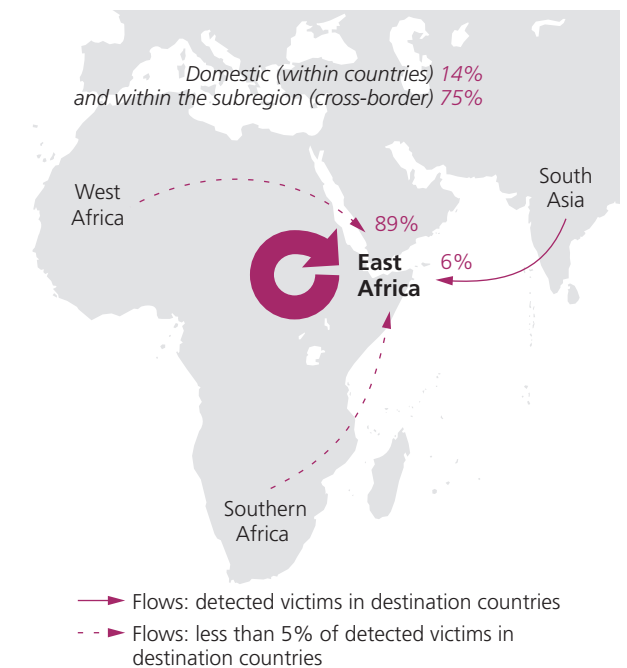
Source: UNODC elaboration of national data.  
 Note: The boundaries and names shown and the designations used on this map do not imply official endorsement or acceptance by the United Nations.

**MAP. 23** Origins of trafficking victims detected in Southern Africa, 2018 (or most recent)



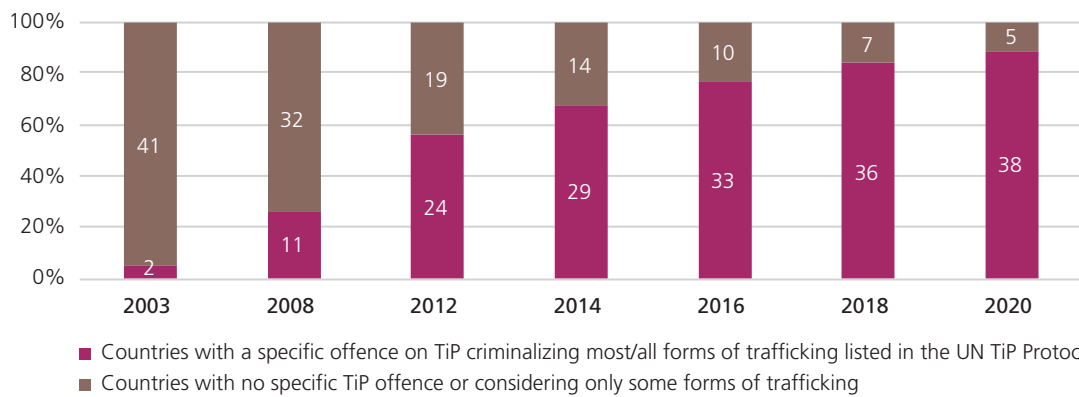
Source: UNODC elaboration of national data.  
 Note: The boundaries and names shown and the designations used on this map do not imply official endorsement or acceptance by the United Nations.

**MAP. 24** Origins of trafficking victims detected in East Africa, 2018 (or most recent)



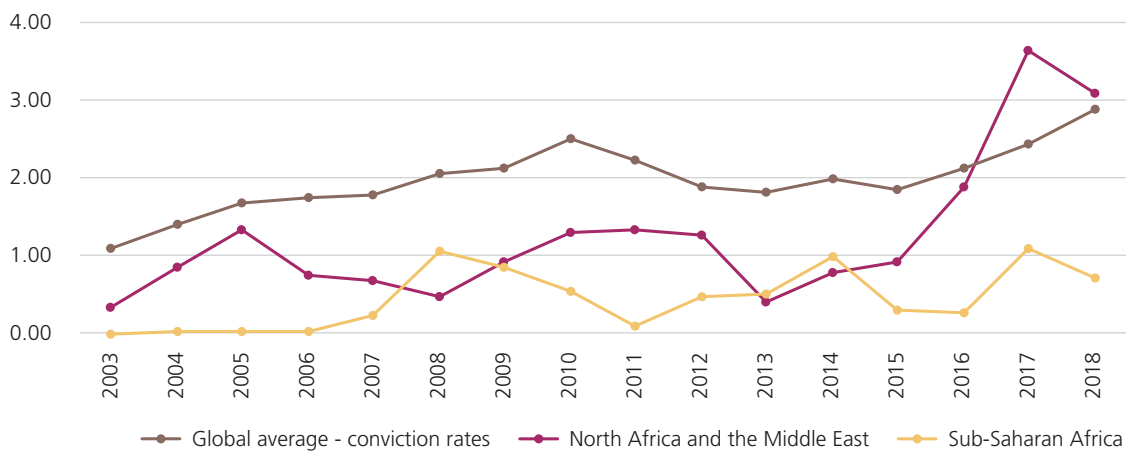
Source: UNODC elaboration of national data.  
 Note: The boundaries and names shown and the designations used on this map do not imply official endorsement or acceptance by the United Nations.

**FIG. 181** Number of countries in Sub-Saharan Africa introducing a specific offence on trafficking in persons, December 2003-August 2020



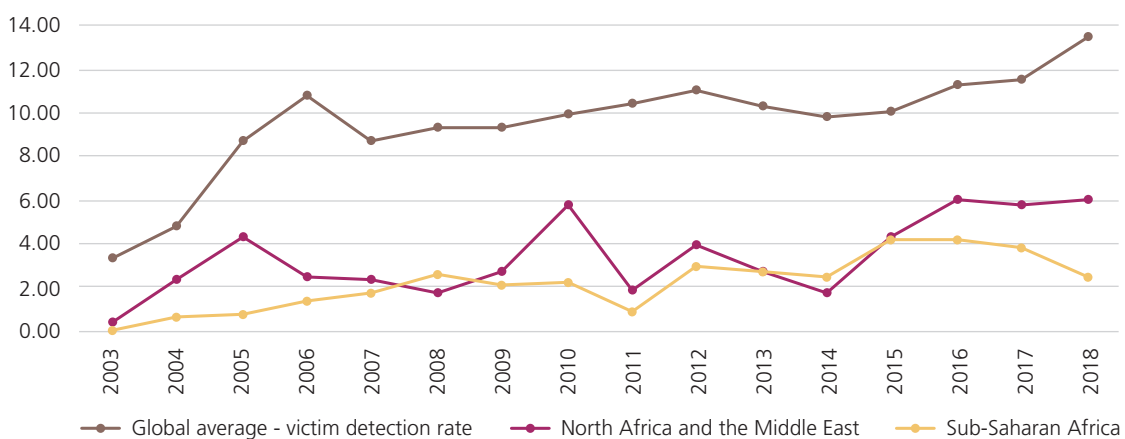
Source: UNODC elaboration of national data.

**FIG. 182** Average conviction rates (per 100,000 population) globally and by subregions in Africa and the Middle East, 2003-2018



Source: UNODC elaboration of national data.

**FIG. 183** Average victim detection rates (per 100,000 population) globally and by subregions in Africa and the Middle East, 2003-2018



Source: UNODC elaboration of national data.