

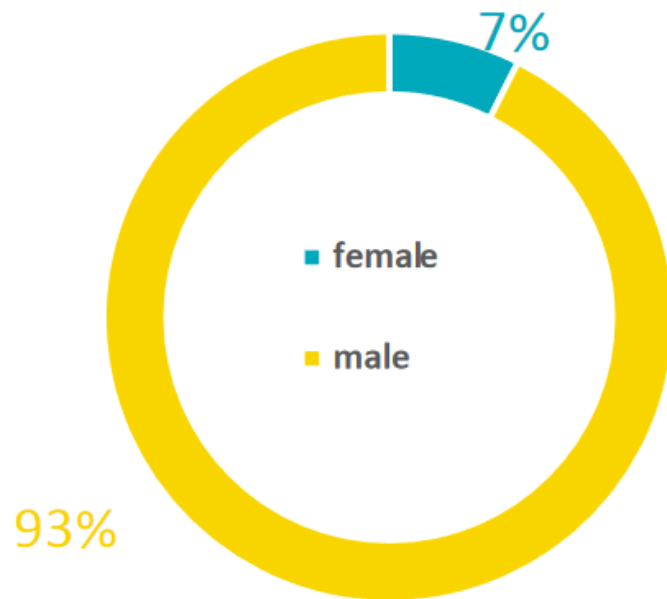


# Research on Gender, Drugs and Crime



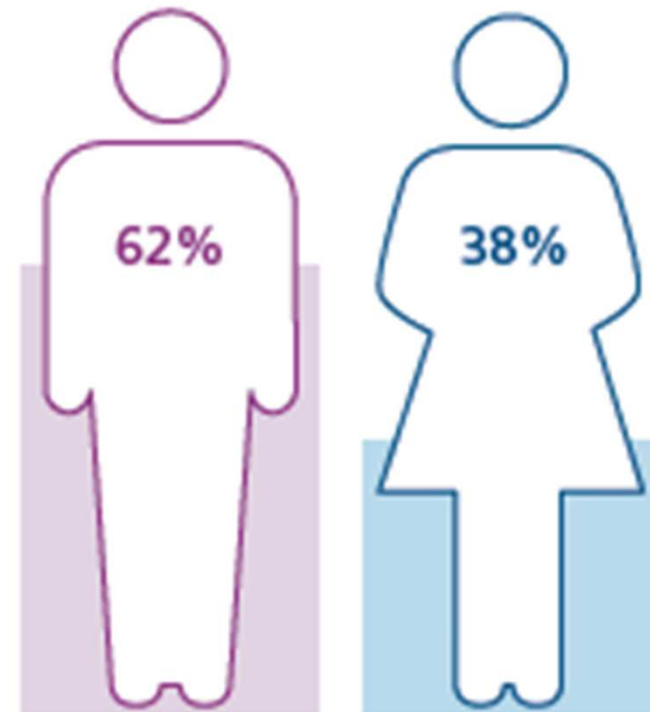
## Most offenders are males female offenders engage in certain crime areas

**FIG. 33** *Percentage of convictions for participation in an organized criminal group in the Western Balkans, by sex, 2012-2018 (n=1960)*



Source: UNODC elaboration of national criminal justice data

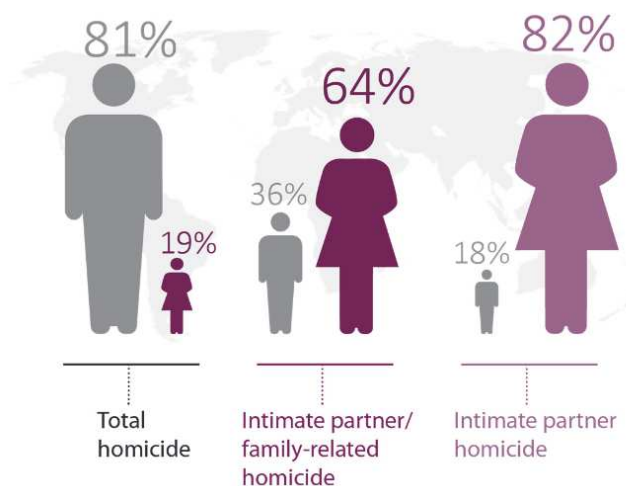
## Share of persons convicted of trafficking in persons, by sex, 2018



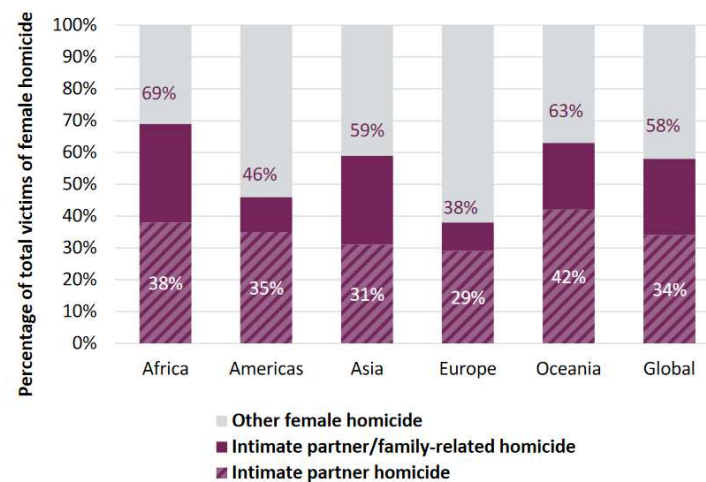
## Most victims of crime are males

### female are more targeted in certain crime and geographical areas

Although women and girls account for a far smaller share of total homicides than men, they bear by far the greatest burden of intimate partner/family-related homicide, and intimate partner homicide.



**Figure 1: Female victims of intimate partner/family-related homicide and of intimate partner homicide as a percentage of female total homicide victims, by region, 2017**



Source: UNODC homicide statistics (estimated)



## Most detected victims of TIP are women

Shares of detected victims of trafficking in persons, by age group and sex, 2018

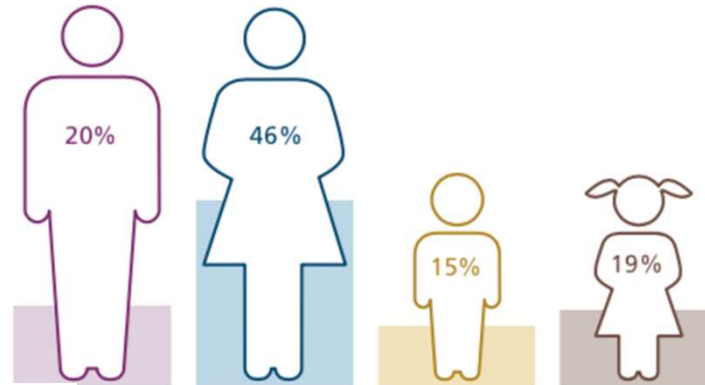
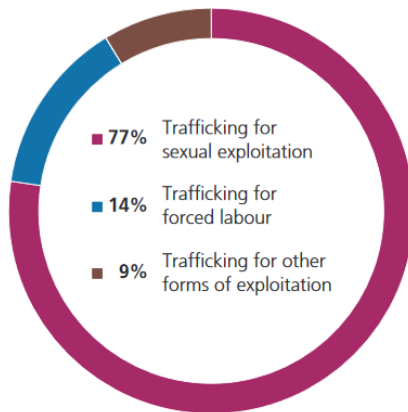


FIG. 4 Shares of forms of exploitation among detected women victims of trafficking in persons, 2018 (or most recent)

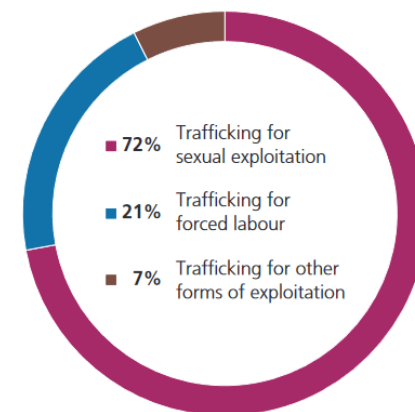
106 countries (n=12,162 victims whose age, sex and form of exploitation was reported)



Source: UNODC elaboration of national data.

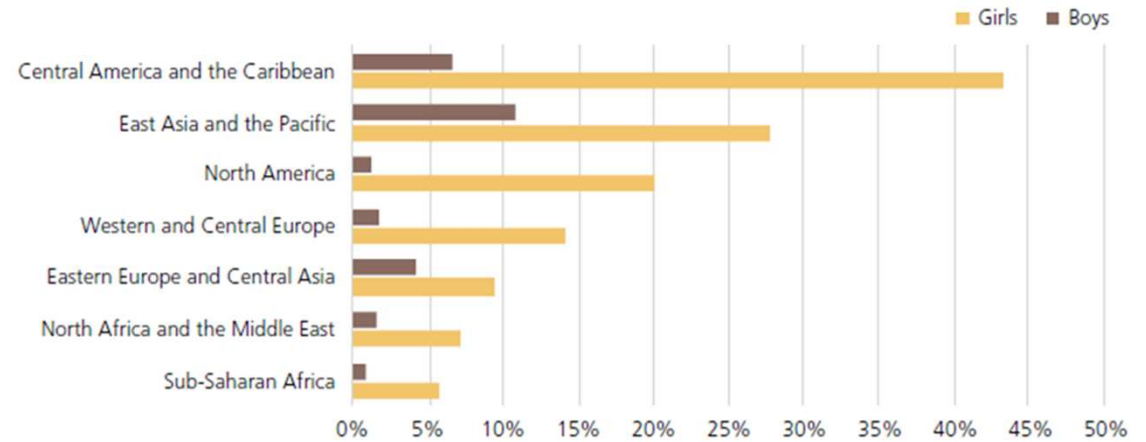
FIG. 6 Shares of forms of exploitation among detected girl victims of trafficking in persons, 2018 (or most recent)

106 countries (n=4,863 victims whose age, sex and form of exploitation was reported)



Source: UNODC elaboration of national data.

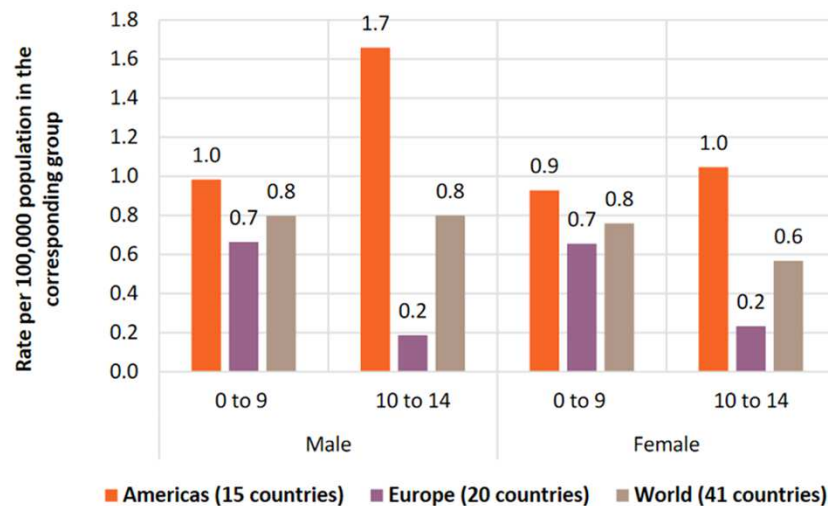
**Shares of child victims of trafficking for sexual exploitation among total detected victims, by sex and regions of detection, 2018 (or most recent)**



Share of children trafficked for sexual exploitation among total victims detected

**Youth victims for certain crimes and targeted in certain parts of the world**

**Figure 3: Age- and sex-disaggregated homicide rates for children (aged 0–14), worldwide and in regions, 2016 (or latest year with available data)**

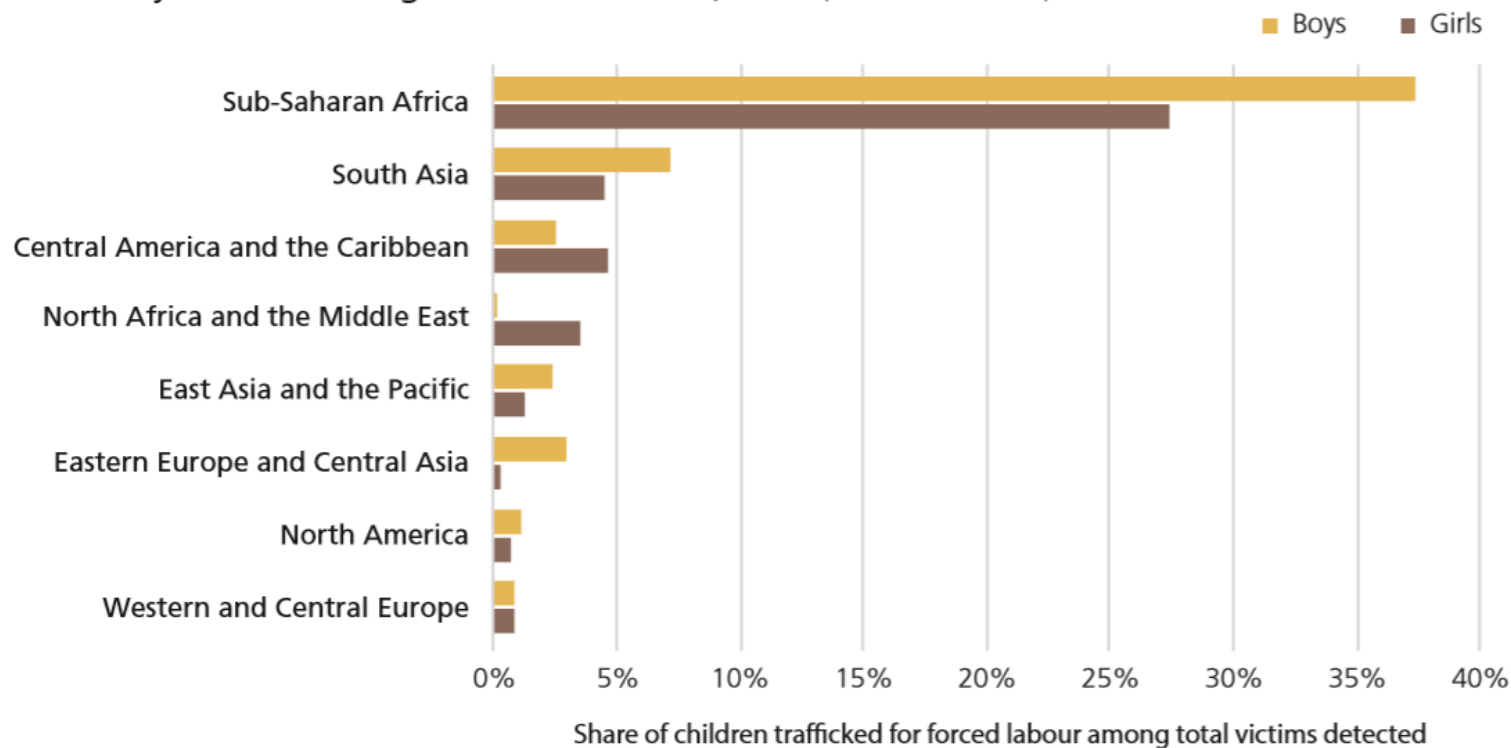


**A 14-year-old boy in Central America has a statistical risk of around 8 per cent of being intentionally killed in the next 30 years of his life.**

## Child trafficking for forced labour is part of the broader child labour phenomenon.

*Risk factors: Families' coping mechanisms may place children at risk of trafficking*

**FIG. 51** Shares of child victims of trafficking for forced labour among total detected victims, by sex and subregions\* of detection, 2018 (or most recent)



Source: UNODC elaboration of national data.



## Research on Gender, Drugs and Crime



<https://www.unodc.org/unodc/en/data-and-analysis/research-on-gender-drugs-and-crime.html>