

# Transparency in Political Finance: Private Donations

---

Yukihiko Hamada

Senior Programme Officer

Political Participation and Representation

International IDEA



# International IDEA's work on Political Finance

- Political Finance Database

- Most recent update in 2018

- 180 countries

- Previous database; Expert consultation; Holistic

- 60 researchers; 74 Qs.; 13,000+ answers

- Verified by extensive expert group

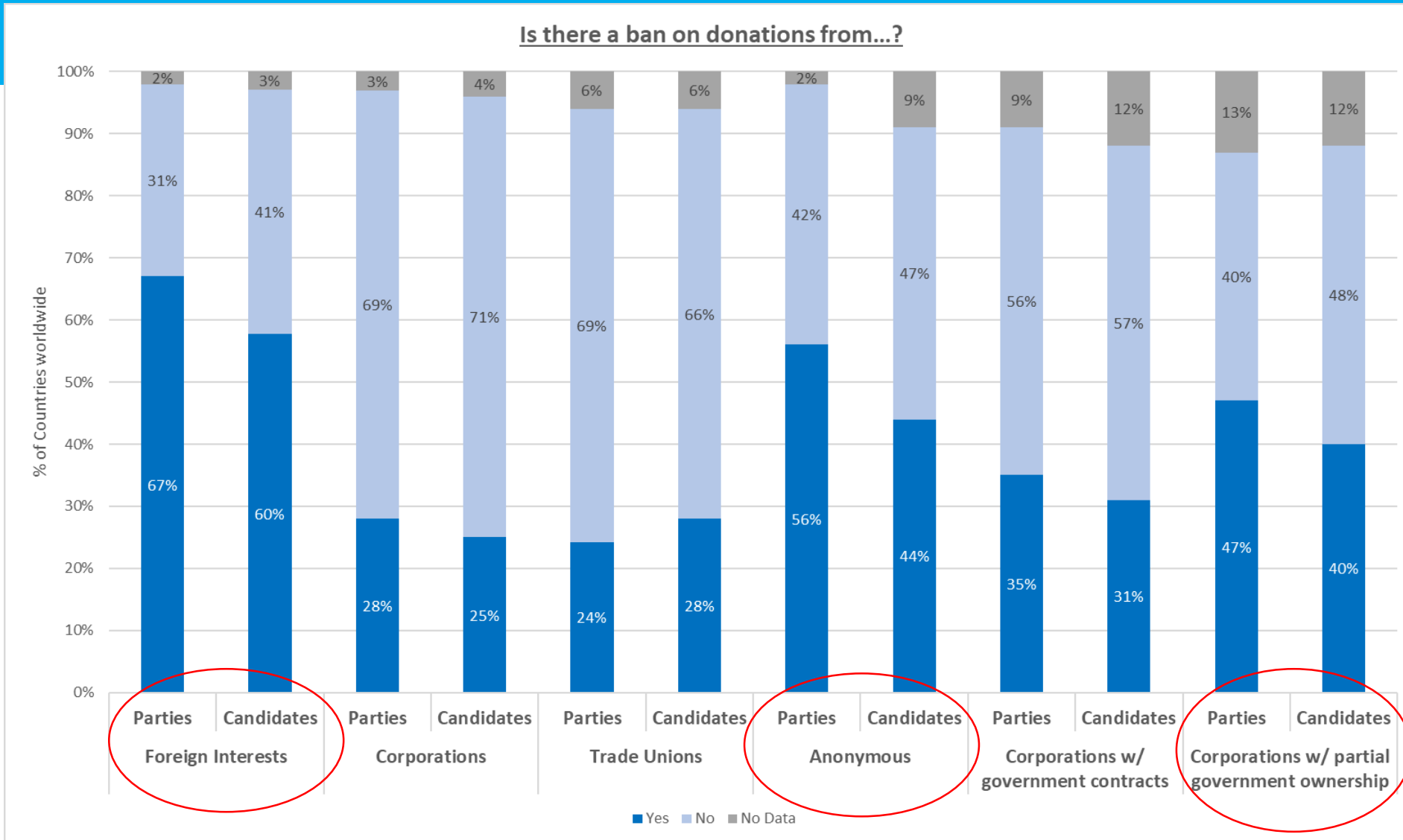
- Sources: 1,000 laws, reports and related documents

[https://www.idea.int/data-tools/  
data/political-finance-database](https://www.idea.int/data-tools/data/political-finance-database)

# Key measures to deal with private donations

- Banning donations from certain sources such as foreign donations and corporate donations
- Placing donations caps
- Disclosure of private donations

# Banning donations



Source:

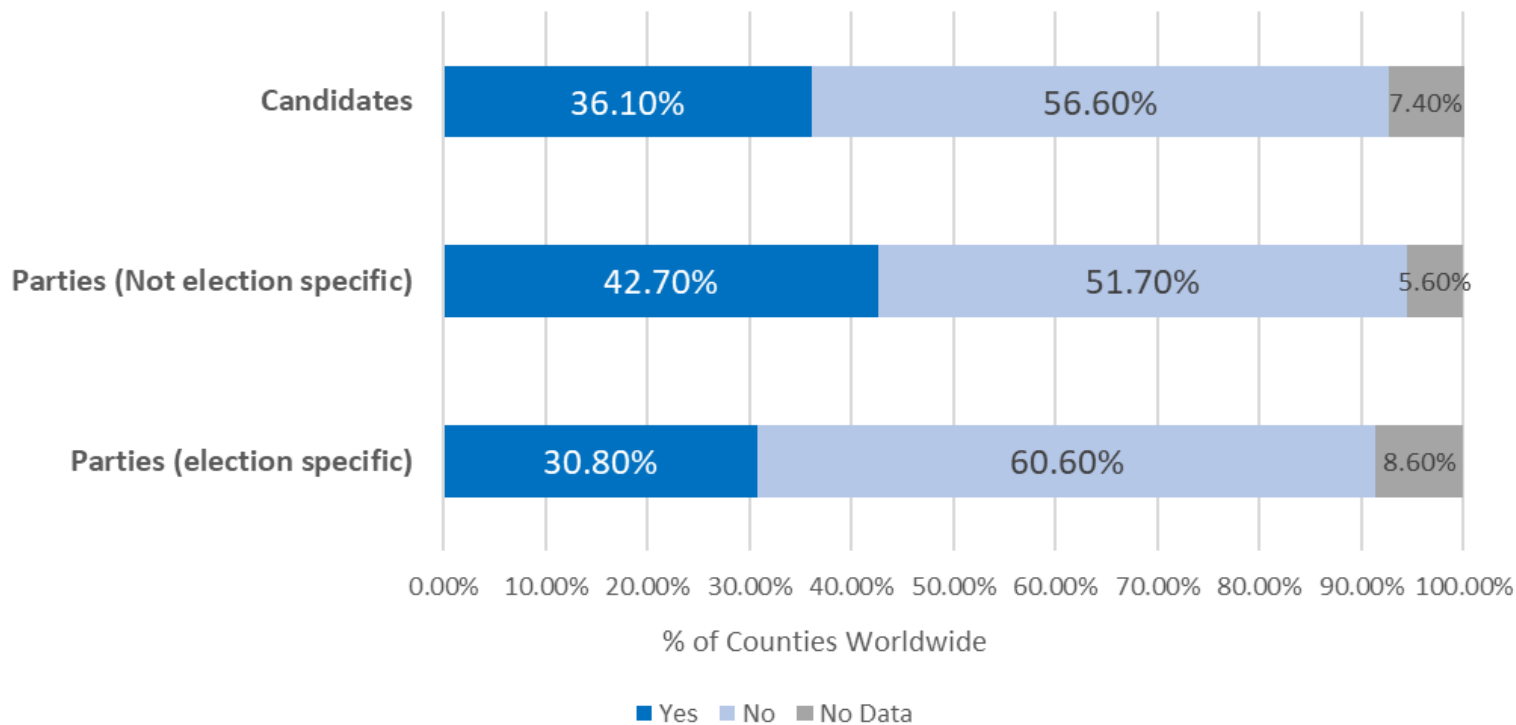
<https://www.idea.int/data-tools/data/political-finance-database>

# Placing donation caps

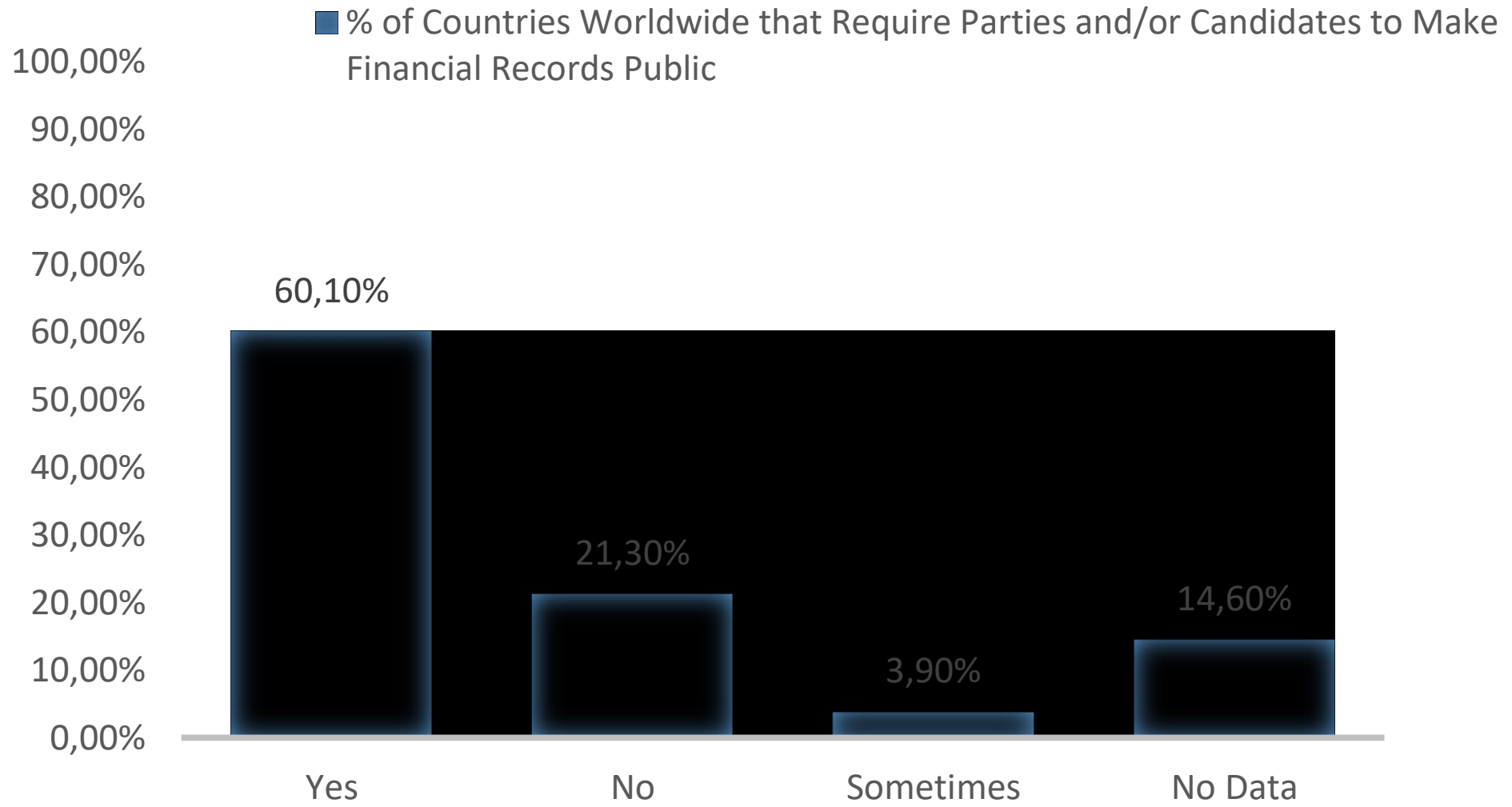
## Exs. of Caps

- Candidates
  - **Italy:** €100,000
  - **Israel:** 11,380 NIS (€ 2,779) for an MP; 45,470 NIS (€ 11,102) for chairman, Prime Minister, head of local authority.
  - **Japan:** 1.5 m. JPY (€ 11,947) per year
- Parties (Not elec. spec)
  - **Iceland:** ISK 400,000 (€ 2,948)
  - **Republic of Korea:** 20% of total annual revenue or 10% of election expenses
  - **Mexico:** 0.5% of the spending limit from the previous immediate presidential election
- Parties (elec. spec)
  - **Czech Republic:** CZK 3000000 (€ 116,875) per year
  - **France:** € 7,500
  - **Poland:** total of 15 x minimum monthly wages

Is there a limit on the amount a donor can contribute to a political party and/ or candidate?

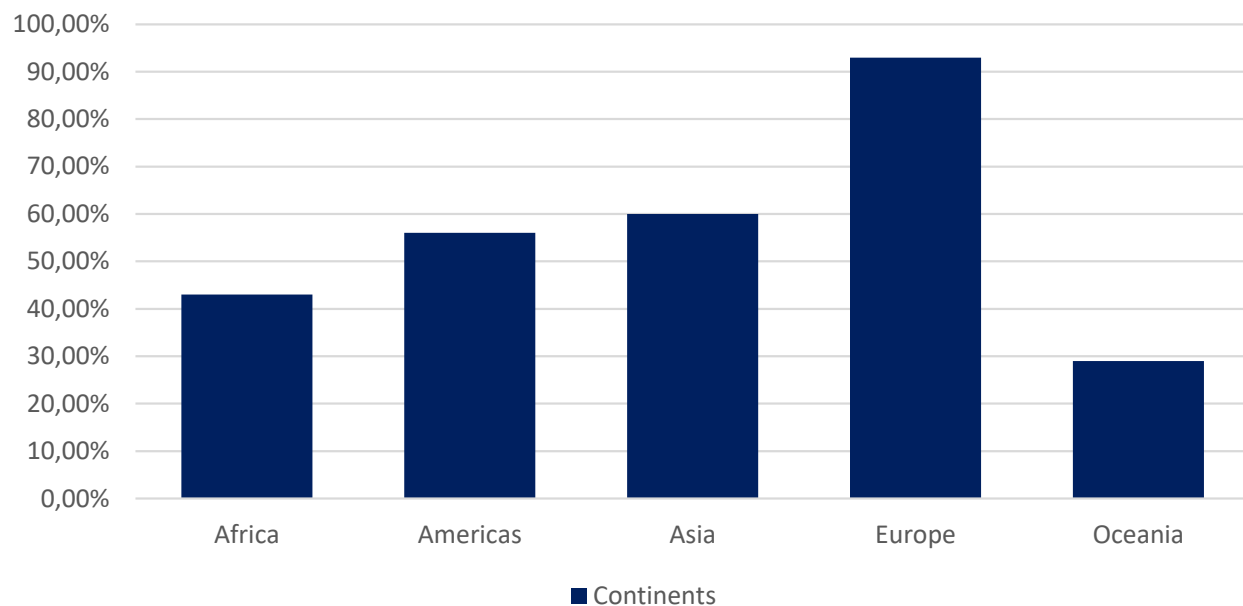


# Disclosure of private donations



# Reporting & Disclosure of Political Finance by Continent

**% of Countries per Continent that Require Parties and/ or Candidates to Make Financial Records Public**



Continent	Yes	No	Sometimes
Africa	21 (42.9%)	17 (34.7%)	2 (4.1%)
Americas	19 (55.9%)	8 (23.5%)	2 (5.9%)
Asia	22 (59.5%)	9 (24.3%)	2 (5.4%)
Europe	41 (93.2%)	1 (2.3%)	1 (2.3%)
Oceania	4 (28.6%)	3 (21.4%)	0 (0.0%)
<b>Total</b>	<b>107</b>	<b>38</b>	<b>7</b>

# DISCLOSURE PRINCIPLES

- **ACCESSIBILITY**
- **DOWNLOADABILITY**
- **DETAIL**
- **COMPARABILITY**
- **USER-FRIENDLINESS**
- **TIMELINESS**
- **SEARCHABILTY**



# BENEFITS & RISKS OF ONLINE REPORTING & DISCLOSURE

## BENEFITS

- ✓ Time Saving
- ✓ Efficiency
- ✓ Data Integrity
- ✓ Comprehensive records
- ✓ Flexibility
- ✓ Accuracy
- ✓ Transparency

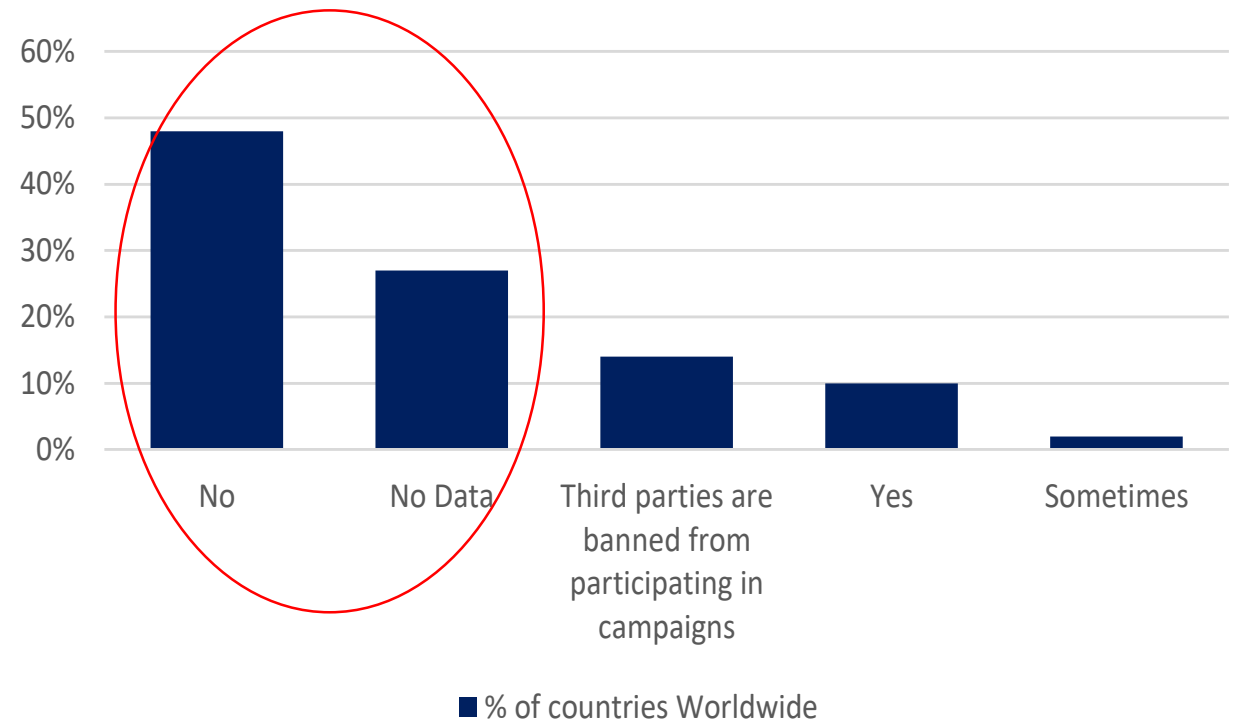
## RISKS

- ✓ Sensitive Information
- ✓ Capacity
- ✓ Online Security
- ✓ Impartiality
- ✓ Availability
- ✓ Inaccurate Information
- ✓ Adaptation
- ✓ Maintenance
- ✓ Costs

# Remaining challenges and emerging risks

- Third party campaigning →
- Spending on social media
- Cryptocurrencies

Do Third Parties have to Submit Financial Reports on Election Campaigning?



# THANK YOU FOR YOUR ATTENTION

## QUESTIONS?

[Y.Hamada@idea.int](mailto:Y.Hamada@idea.int)

For **more information** visit International IDEA website:

<https://www.idea.int/>

**Political Finance Database:**

<https://www.idea.int/data-tools/data/political-finance-database>

