



**NORTH AMERICA**



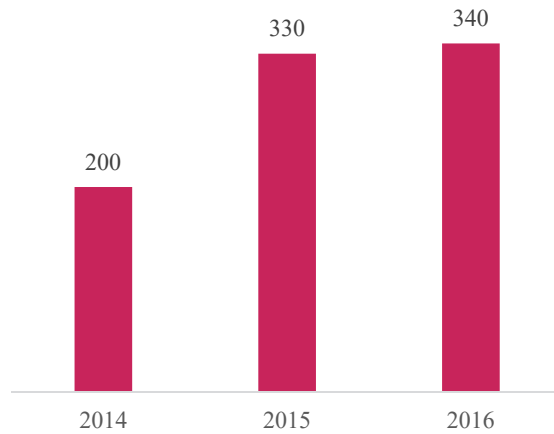


–Canada–

The current legislation on trafficking in persons in Canada covers all forms of trafficking indicated in the UN Trafficking in Persons Protocol.

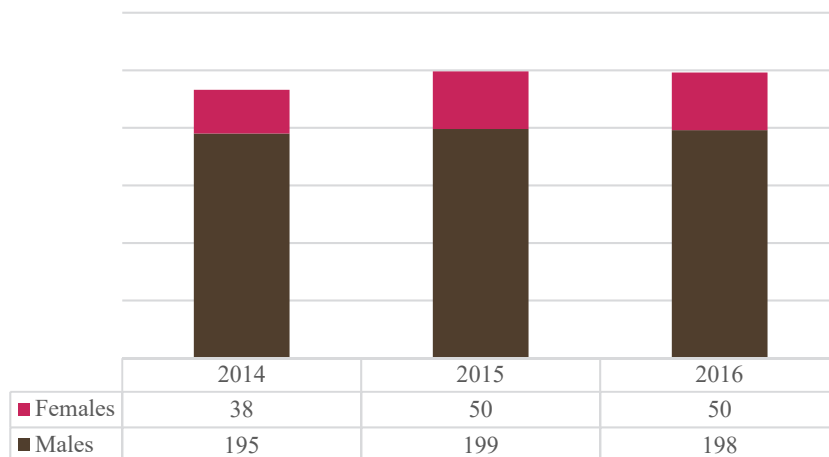
*Investigations and suspects*

**Number of offences of trafficking in persons recorded, 2014 – August 2017**



Source: The Uniform Crime Reporting Survey.

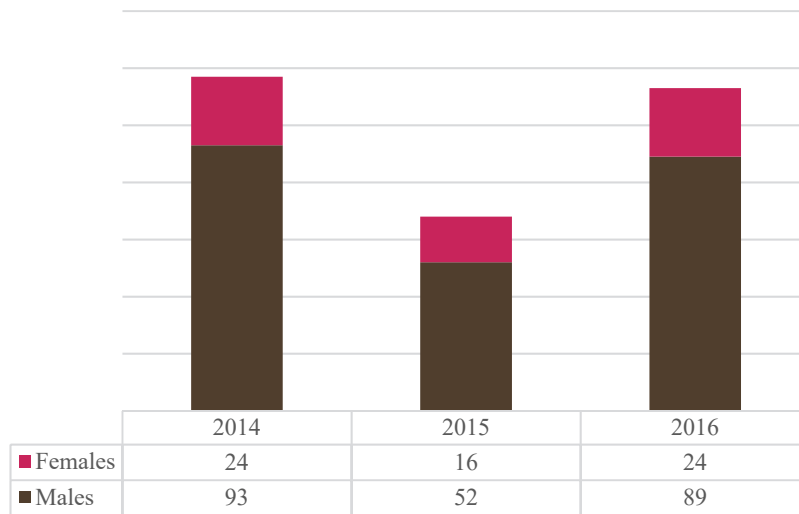
**Number of persons brought into formal contact with the police and/or criminal justice system because they have been suspected of, arrested for or cautioned for trafficking in persons, by sex\*\*, 2014 – 2016**



Source: The Uniform Crime Reporting Survey and Royal Canadian Mounted Police – Human Trafficking National Coordination Centre.

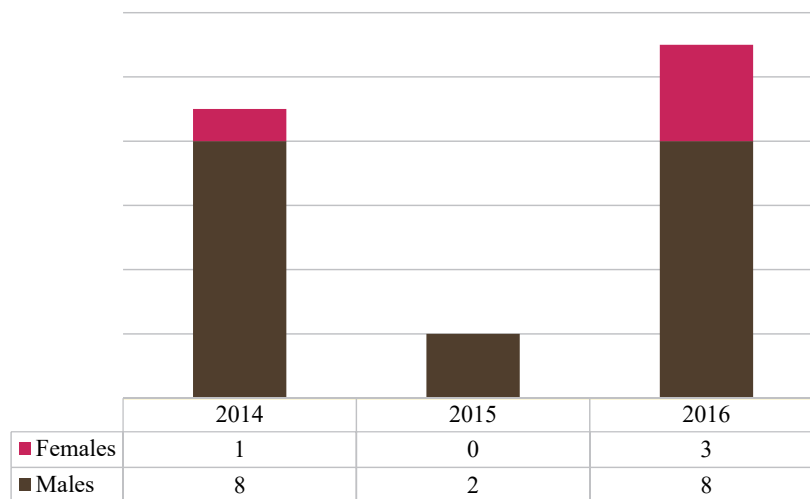
\*\*Note: Formal contact with the police and/or criminal justice system may include persons suspected, arrested, or cautioned at the national level.

### Number of persons prosecuted for trafficking in persons, by sex, 2014 – 2016



Source: Royal Canadian Mounted Police – Human Trafficking National Coordination Centre.

### Number of persons convicted of trafficking in persons, by sex, 2014 – 2016



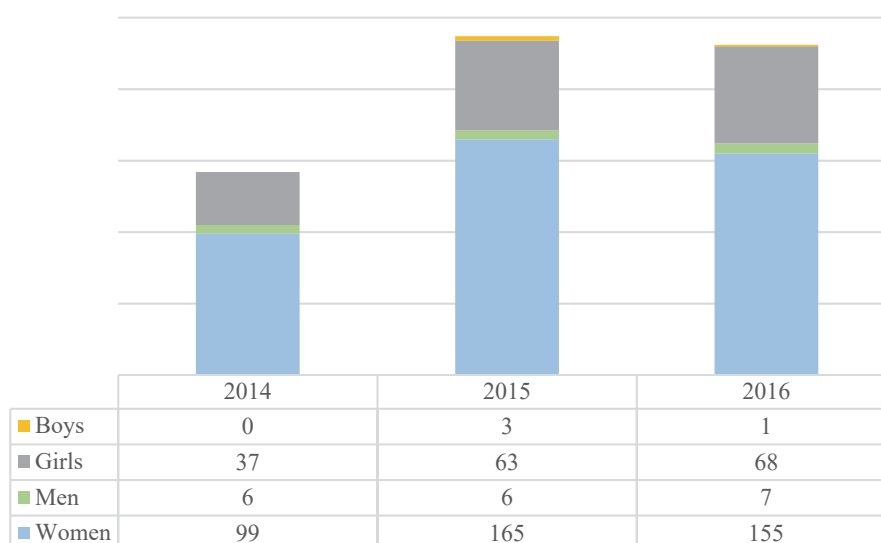
Source: Royal Canadian Mounted Police – Human Trafficking National Coordination Centre.

The Royal Canadian Mounted Police – Human Trafficking National Coordination Centre reported that the majority of persons convicted of trafficking in persons between 2014 and September were Canadian nationals. According to reports, there are numerous offenders whose citizenship is unknown.

Source: The Royal Canadian Mounted Police – Human Trafficking National Coordination Centre

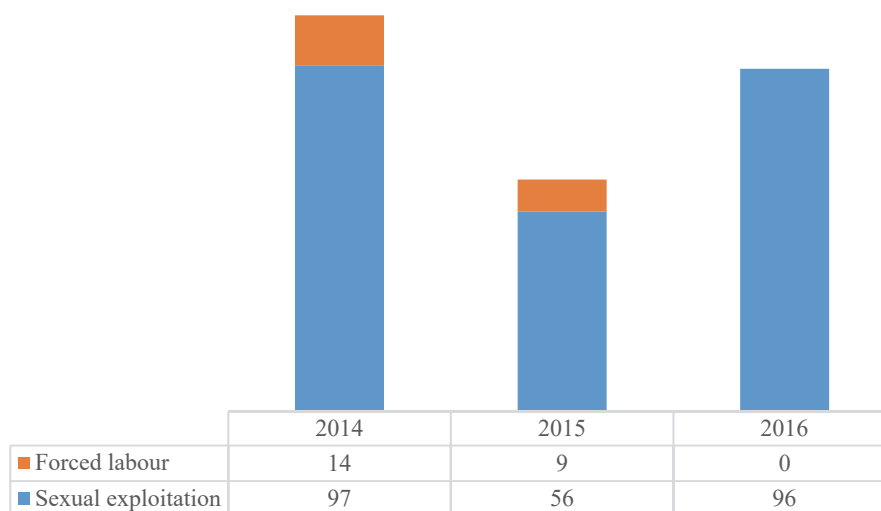
*Victims*

**Number of victims of trafficking in persons detected, by age and sex, 2014 – 2016**



Source: The Uniform Crime Reporting Survey and Royal Canadian Mounted Police – Human Trafficking National Coordination Centre.

**Number of victims of trafficking in persons detected, by form of exploitation, 2014 – 2016**



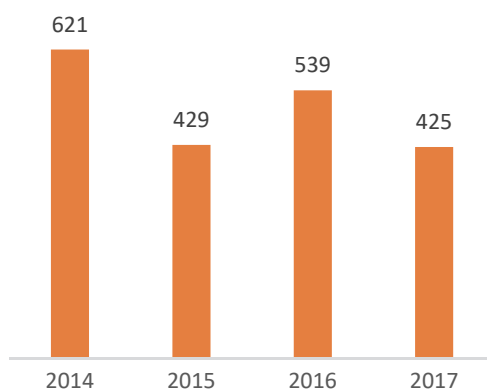
Source: Royal Canadian Mounted Police – Human Trafficking National Coordination Centre.

–Mexico–

The current legislation on trafficking in persons in Mexico covers all forms of trafficking indicated in the UN Trafficking in Persons Protocol.

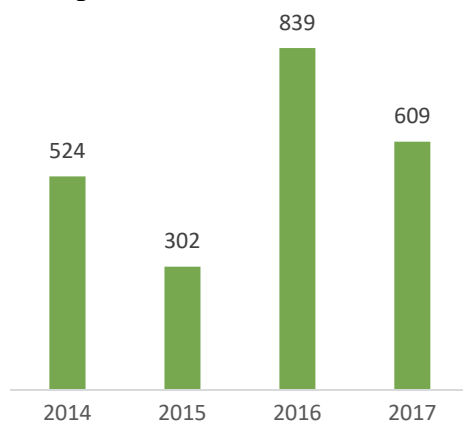
*Investigations and suspects*

**Number of cases of trafficking in persons recorded, 2014 –2017**



Source: National Commission of Superior Courts of Justice of the United Mexican States.

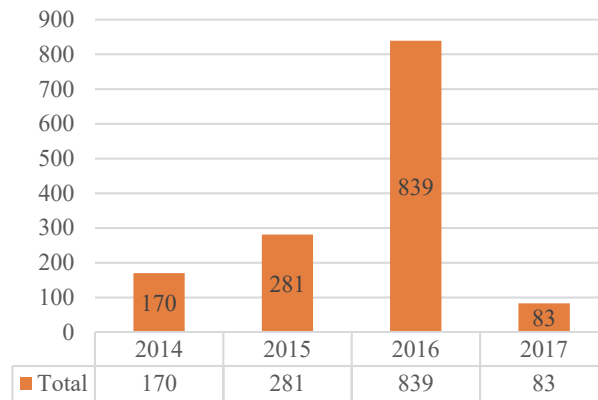
**Number of persons brought into formal contact with the police and/or criminal justice system because they have been suspected of, arrested for or cautioned for trafficking in persons \*\*, 2014 –2017**



Source: Office of the Attorney General of the States and State Public Security Secretariats.

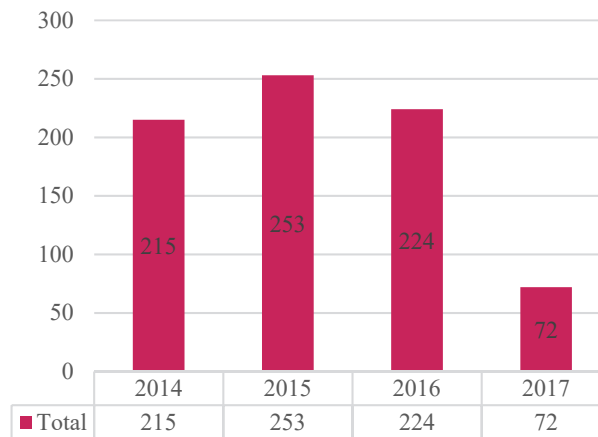
\*\*Note: Formal contact with the police and/or criminal justice system may include persons suspected, arrested, or cautioned at the national level.

### Number of persons prosecuted for trafficking in persons, by sex, 2014 –2017



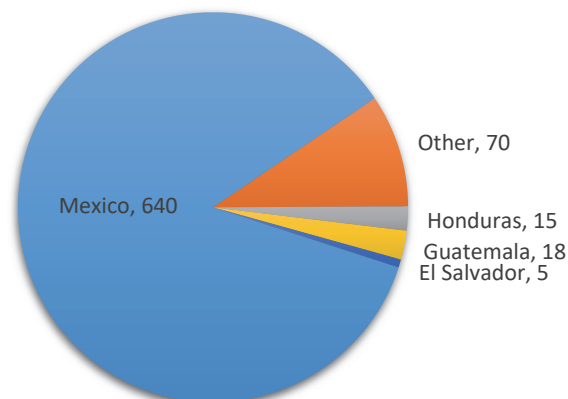
Source: National Commission of Superior Courts of Justice of the United Mexican States.

### Number of persons convicted of trafficking in persons, by sex, 2014 –2017



Source: Comisión Nacional de Tribunales Superiores de Justicia de los Estados Unidos Mexicanos (CONATRIJ), Consejo de la Judicatura Federal (CJF) y Secretariado Ejecutivo del Sistema Nacional de Seguridad Pública (SESNSP).

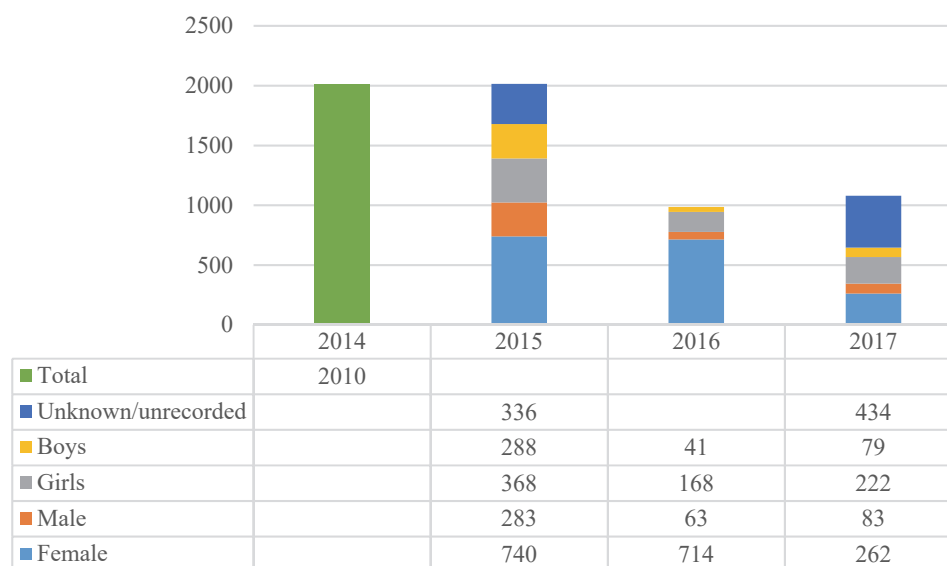
### Citizenships of persons convicted of trafficking in persons, 2014 – September 2017



Source: National Commission of Superior Courts of Justice of the United Mexican States.

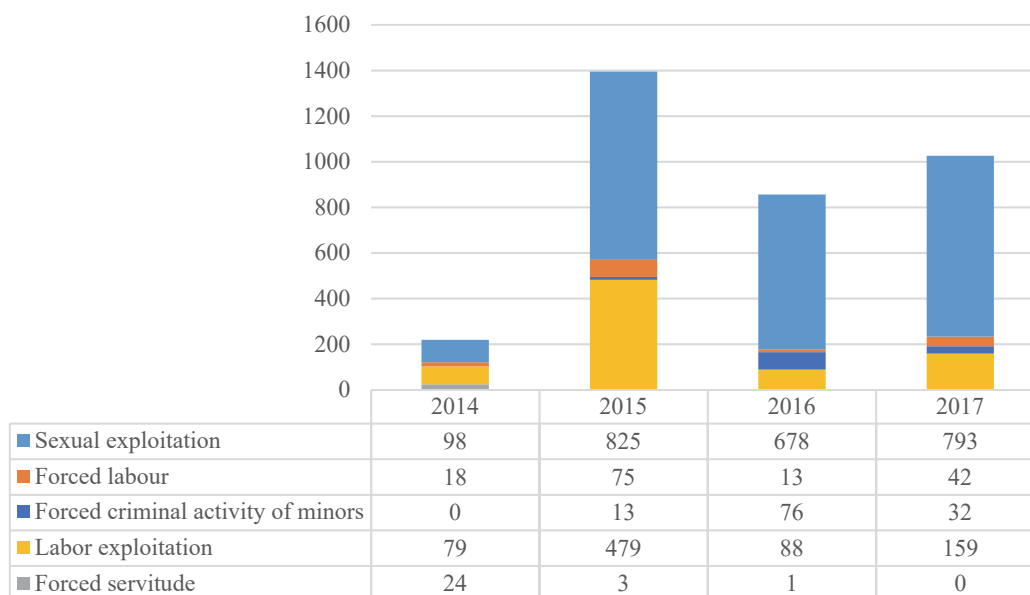
## Victims

### Number of victims of trafficking in persons detected, by age and sex, 2015 -2017



Source: National Commission of Superior Courts of Justice of the United Mexican States.

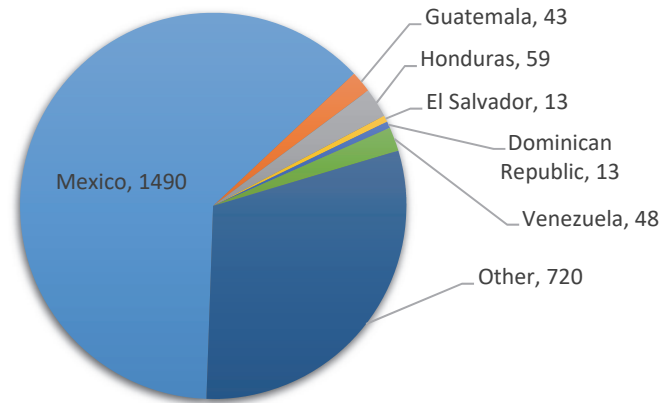
### Number of victims of trafficking in persons detected, by forms of exploitation, 2015 -2017



Source: National Commission of Superior Courts of Justice of the United Mexican States.



**Citizenships of persons identified as victims of trafficking in persons by state authorities\*\*, 2014 – September 2017**



Source: National Commission of Superior Courts of Justice of the United Mexican States.

**–United States of America–**

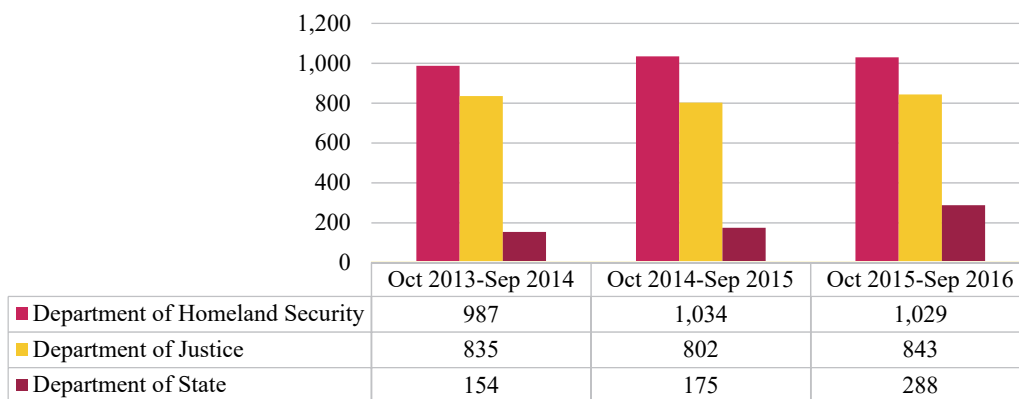
The current legislation on trafficking in persons in the United States of America covers sex trafficking and forced labour.

*Investigations and suspects*

The Departments of Justice (DOJ), Homeland Security (DHS), and State (DOS) are the primary investigating agencies for federal trafficking offenses. The United States has no formal mechanism to track prosecutions at the state and local levels. While the Federal Bureau of Investigation (FBI) collects data on state and local human trafficking investigations, not all jurisdictions participate. In 2016, participating state and local jurisdictions reported a total of 654 human trafficking offences resulting in arrest or solved for crime reporting purposes.

Source: The U.S. Department of State Trafficking in Persons Report, 2016, 2017.

**Number of cases investigated by federal government agencies,  
October 2013 - September 2016\*\***



Source: The U.S. Department of State Trafficking in Persons Report, 2016, 2017.

\*\*Note: Statistics are taken per fiscal year in the United States, which spans the period between October 1 and September 30.

*Additional information*

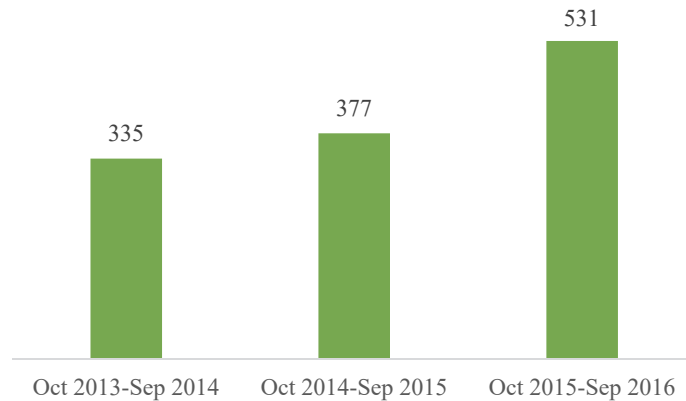
In addition, DOJ funds Enhanced Collaborative Model (ECM) anti-trafficking taskforces. In the period between October 1, 2013 and September 30, 2014, these taskforces, which include participation from other federal partners, reported initiating 1,083 investigations. From October 1, 2014 to September 30, 2015, the taskforces investigated 1,011 cases and 982 cases between October 1, 2015 and September 30, 2016.

The Department of Defense (DOD) investigates trafficking in persons cases involving U.S. military, DoD civilians, and Defense contractor personnel. DoD reported investigating 14 cases involving U.S. military in 2014, 10 cases in 2015, and 13 cases in 2016.

The Department of the Interior investigated one trafficking in persons case in 2016.

Source: The U.S. Department of State Trafficking in Persons Report, 2016, 2017.

**Number of persons prosecuted for trafficking in persons,  
October 1, 2013– September 30, 2016\*\***



Source: The U.S. Department of State Trafficking in Persons Report, 2016, 2017.

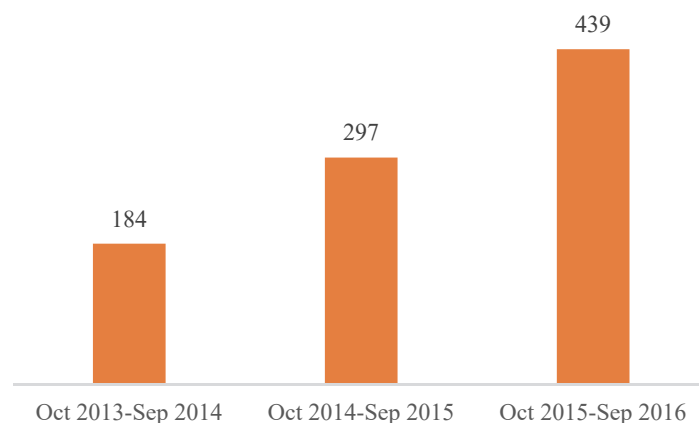
\*\*These prosecutions represent federal human trafficking prosecutions initiated by DOJ. Data includes defendants charged under trafficking-specific criminal statutes and related non-trafficking criminal statutes. The data does not include child sex trafficking cases brought under non-trafficking statutes.

*Additional information*

The number of persons prosecuted for trafficking in persons does not correlate to the number of cases prosecuted as there may have been multiple defendants in a case. In 2014, DOJ brought 208 prosecutions, 257 in 2015, and 241 in 2016.

Source: The U.S. Department of State Trafficking in Persons Report, 2016, 2017.

**Number of persons convicted of trafficking in persons,  
October 1, 2013 – September 30, 2016\*\***

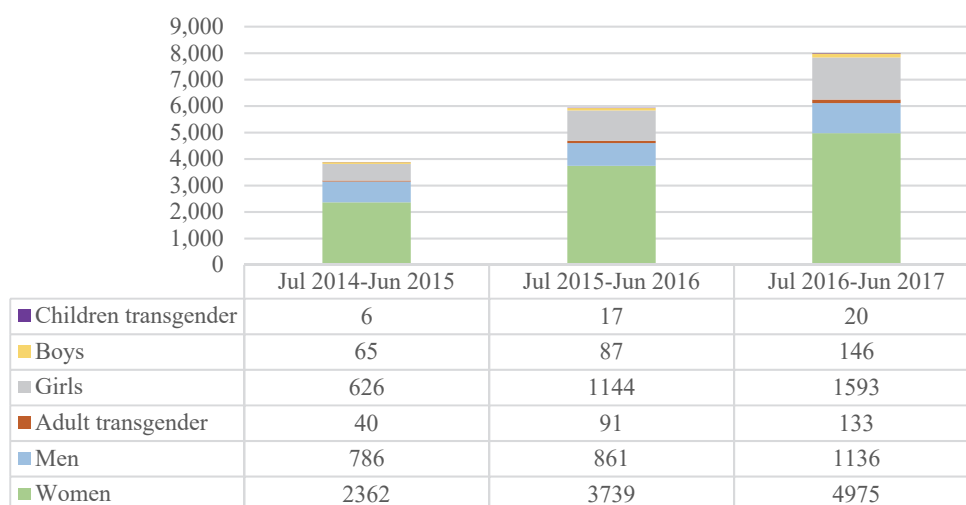


Source: The U.S. Department of State Trafficking in Persons Report, 2016, 2017.

\*\*These convictions represent federal human trafficking convictions secured by the Department of Justice. Data includes defendants charged under trafficking-specific criminal statutes and related non-trafficking criminal. The data does not include child sex trafficking cases brought under non-trafficking statutes.

Victims

**Number of potential and confirmed victims of trafficking in persons detected by DOJ-funded victim service providers, by age and sex, July 1, 2015 – June 30, 2017**



Source: Department of Justice Office for Victims of Crime.

**Number of victims of trafficking in persons assisted by HHS, FY 2016 and FY 2017 \*\***

<b>Adult Certification Letters Issued</b>	<b>FY 2016</b>	<b>FY 2017</b>
Male	155	165
Female	288	281
Labor Trafficking	324	333
Sex Trafficking	78	77
Labor and Sex Trafficking	41	35
<b>Minor Eligibility Letters Issued</b>	<b>FY 2016</b>	<b>FY 2017</b>
Male	195	288
Female	137	221
Labor Trafficking	243	370
Sex Trafficking	74	105
Labor and Sex Trafficking	15	34
<b>Foreign Victims Assisted with Case Management</b>	<b>FY 2016</b>	<b>FY 2017</b>
Adults	1168	1043
Minors	256	57
Male	591	453
Female	812	630
<b>Domestic Victims Assisted with Case Management</b>	<b>FY 2016</b>	<b>FY 2017</b>
Total	341	636
<b>Victims Assisted through Hotline</b>	<b>FY 2016</b>	<b>FY 2017</b>
Adults	4771	5469
Minors	2294	2742
Male	913	1205
Female	6237	7185

Source: Department of Health and Human Services Office on Trafficking in Persons

\*\*Record-keeping systems used by DOJ and HHS did not allow for cross-referencing to determine which victims were served by both agencies.

*Additional information*

The Department of Health and Human Services (HHS) issued Certification and Eligibility Letters for foreign victims to be eligible for services and benefits to the same extent as refugees, provided grant funding for comprehensive case management for foreign and domestic trafficking victims, and funded capacity-building grants for community-based organizations and child welfare systems to respond to trafficking. In FY 2016, HHS issued 775 total adult and child letters and 955 in FY 2017.

In addition, HHS funds the Trafficking Victims Assistance Program (TVAP), awarding grants to three NGOs to provide comprehensive case management services to foreign national victims and their qualified family members through a nationwide network of NGO sub-recipients. In FY 2016, there were 1,424 persons served through this program and 1,531 served in FY 2017.

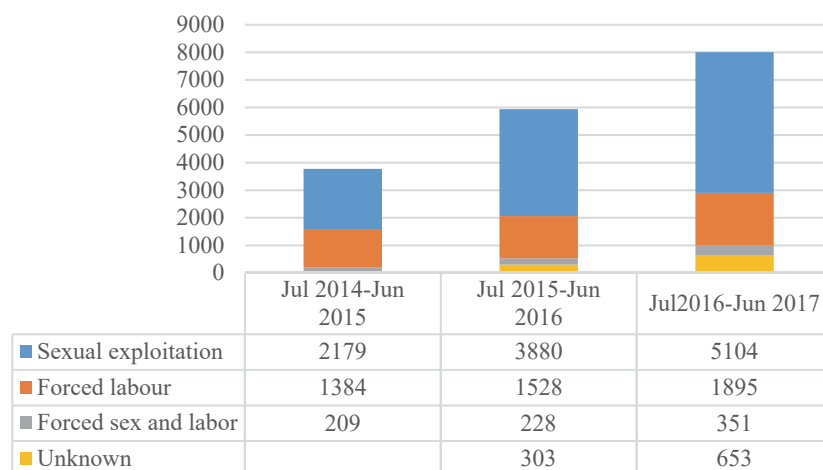
DOJ provides funding to develop, expand, or strengthen victim service programs for both domestic and foreign trafficking victims: as of May 2018, DOJ funding supported approximately 115 awards with this goal across the United States. During FY 2017, DOJ made new awards to 19 victim service providers offering comprehensive and specialized services across the United States, totalling approximately \$16.2 million, compared with \$19.7 million in FY 2017 and \$13.8 million in FY 2016.

Source: Department of Justice Office for Victims of Crime and the Department of Health and Human Services.

The United States provides trafficking-specific immigration options through Continued Presence and T non-immigrant status, which is also temporary, but which includes a potential to adjust to lawful permanent resident status. T non-immigrant status is available for victims and eligible family members. In FY 2016, 1,736 victims and eligible family members were approved. In FY 2017, 1,336 victims and eligible family members were approved. T-non-immigrants can also apply to adjust to lawful permanent residents if they meet certain eligibility requirements.

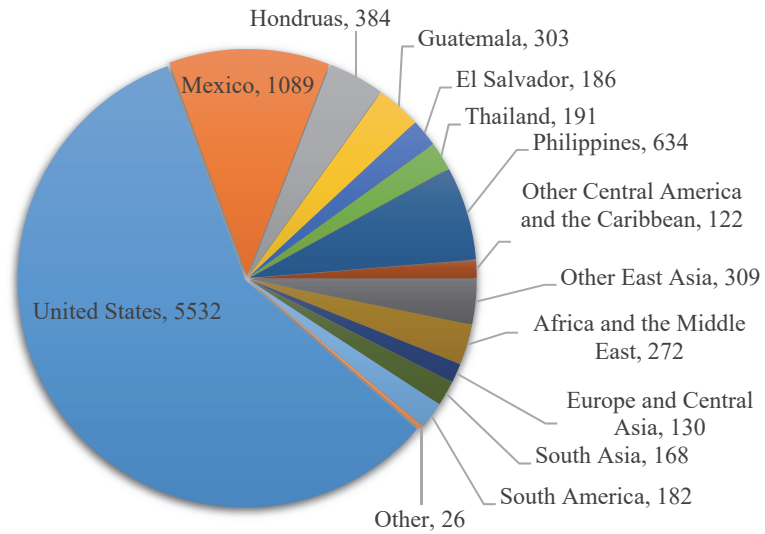
Source: United States Citizenship and Immigration Services.

**Number of potential and confirmed victims of trafficking in persons detected by DOJ-funded victim service providers, by form of exploitation, July 1, 2015-June 30, 2017**



Source: Department of Justice Office for Victims of Crime.

**Citizenships of persons identified as potential and confirmed victims of trafficking  
in persons by DOJ-funded victim service providers by state authorities,  
July 2016 – June 2017**



Source: Department of Justice Office for Victims of Crime.

*Additional information*

In 2017, HHS issued Certification and Eligibility letters to foreign victims, both adults and children, from approximately 63 countries. The majority of victims originated from Honduras, Guatemala, Mexico, El Salvador, and the Philippines. In 2016, letters were issued to victims from 60 countries. The majority of victims originated from the Philippines, Mexico, Guatemala, Honduras, India, El Salvador and Thailand.

Source: Department of Health and Human Services.

In FY 2017, Department of Health and Human Services Office on Trafficking in Persons reported that 57% potential victims of human trafficking assisted through the National Human Trafficking Hotline were U.S. citizens and lawful permanent residents and 43% were foreign nationals, compared to 55% and 45% respectively in FY 2016. In FY 2017, 20% of victims identified by victim outreach grantees were U.S. citizens or lawful permanent residents and 80% were foreign nationals, compared to 10% and 90% respectively in FY 2016.

Source: Department of Health and Human Services