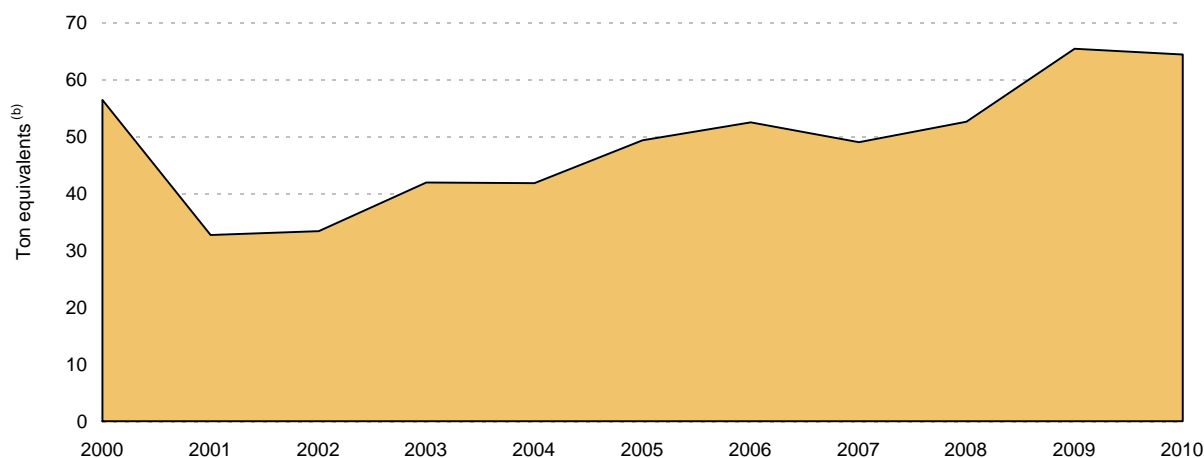
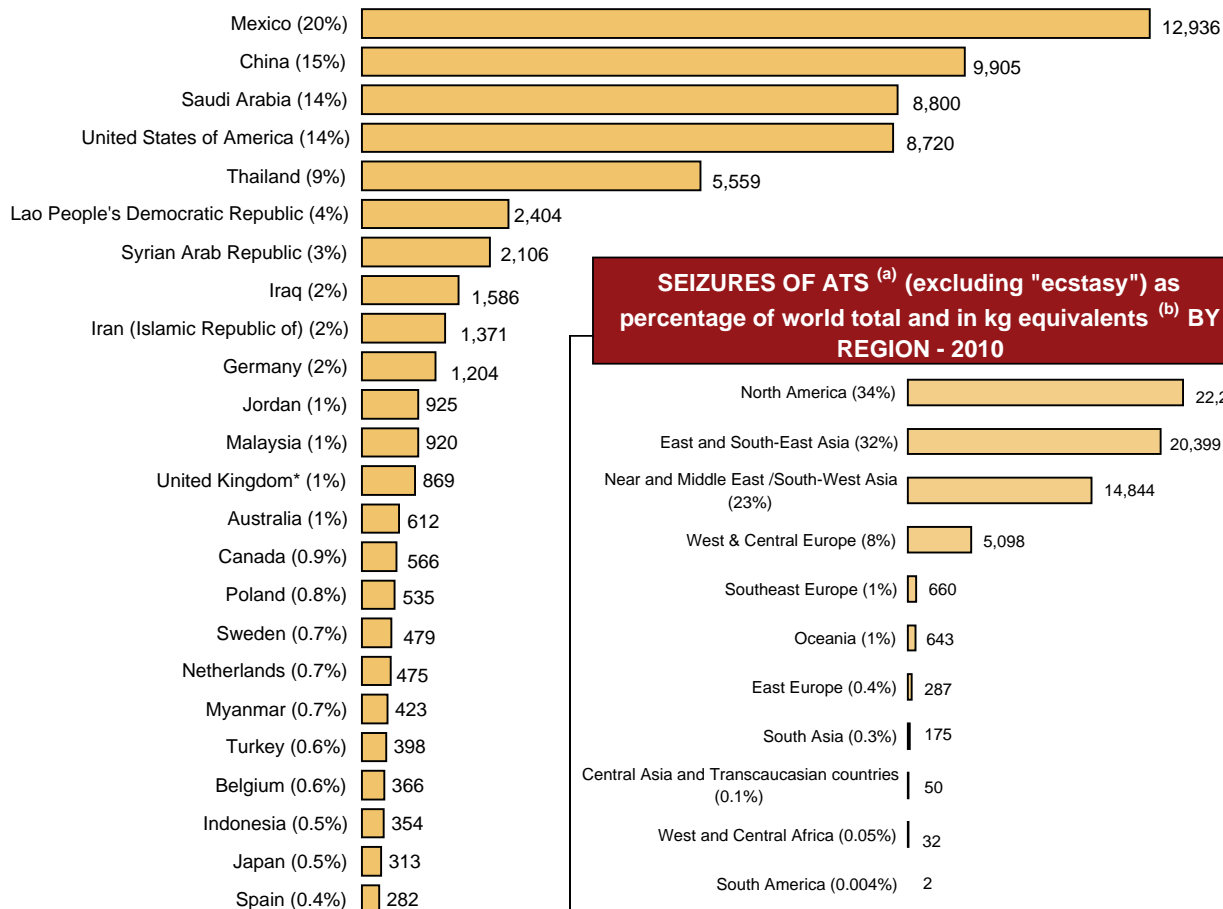


^(a)
Global seizures of amphetamine-type stimulants, excluding "ecstasy": 2000 - 2010

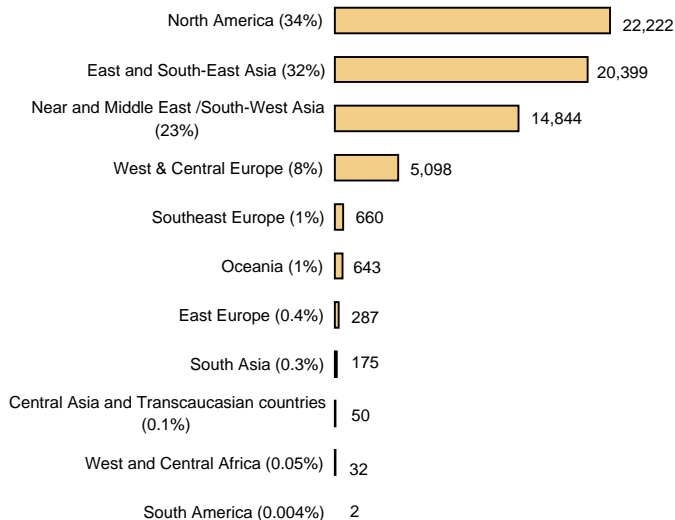


Year	2000	2001	2002	2003	2004	2005	2006	2007	2008	2009	2010
Ton equivalents^(b)	56	33	33	42	42	49	52	49	53	65	64

SEIZURES OF ATS ^(a) (excluding "ecstasy") as percentage of world total and in kg equivalents ^(b) - HIGHEST RANKING COUNTRIES - 2010



SEIZURES OF ATS ^(a) (excluding "ecstasy") as percentage of world total and in kg equivalents ^(b) BY REGION - 2010

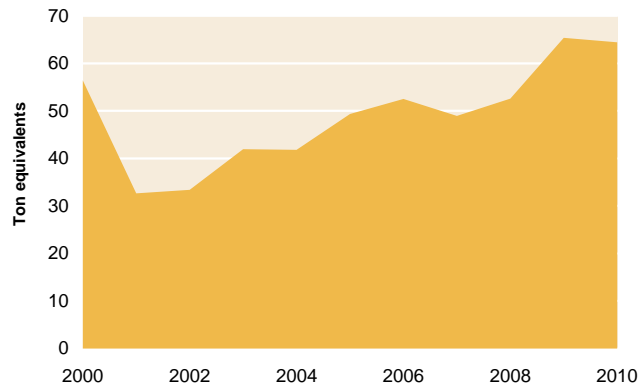


^(a) Including amphetamine, methamphetamine, non-specified amphetamine-type stimulants, other stimulants and prescription stimulants. For the categories of other stimulants and prescription stimulants, seizures reported by weight or volume only are included.

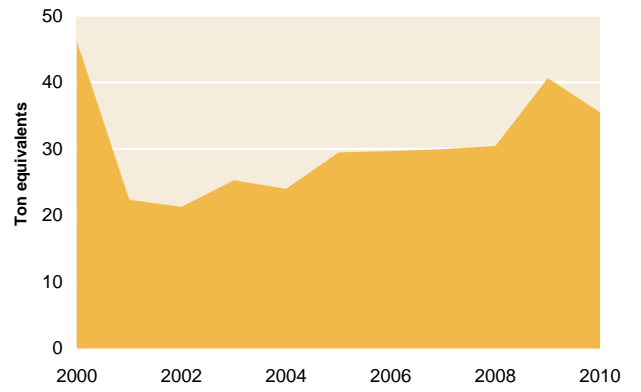
^(b) 1 litre is assumed to be equal to 1 kg. Other conversion factors are listed in the methodology section.

* UNODC estimates based on incomplete data for some jurisdictions for the financial year 2010/2011 and adjusted for the missing jurisdictions using the distribution (based on more comprehensive data) in 2006/07.

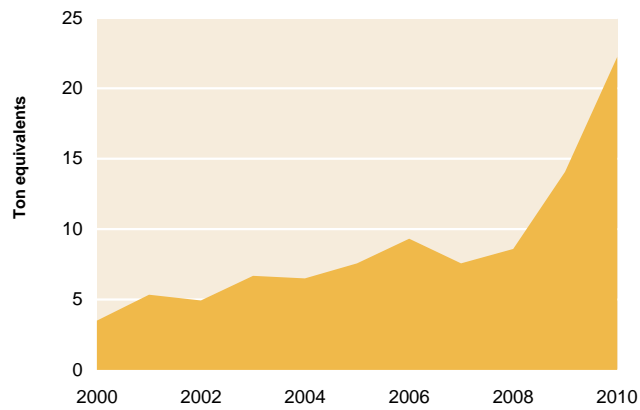
ATS (excluding "ecstasy") intercepted - WORLD: 2000 - 2010



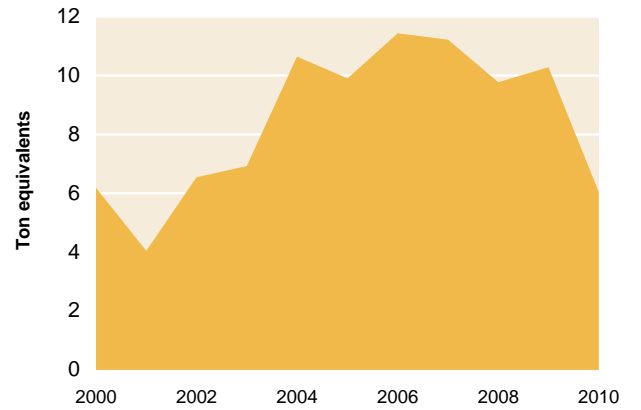
ATS (excluding "ecstasy") intercepted - ASIA: 2000 - 2010



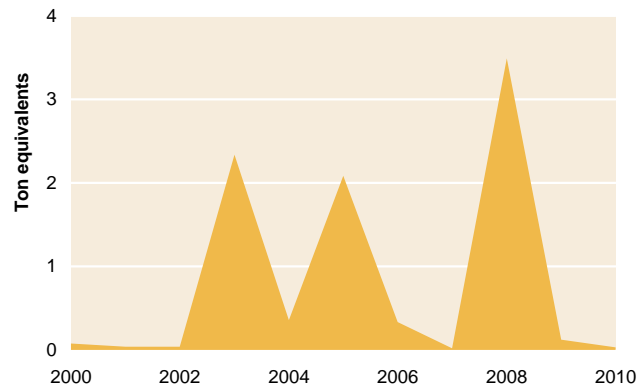
ATS (excluding "ecstasy") intercepted - AMERICAS: 2000 - 2010



ATS (excluding "ecstasy") intercepted - EUROPE: 2000 - 2010



ATS (excluding "ecstasy") intercepted - AFRICA: 2000 - 2010



ATS (excluding "ecstasy") intercepted - OCEANIA: 2000 - 2010

