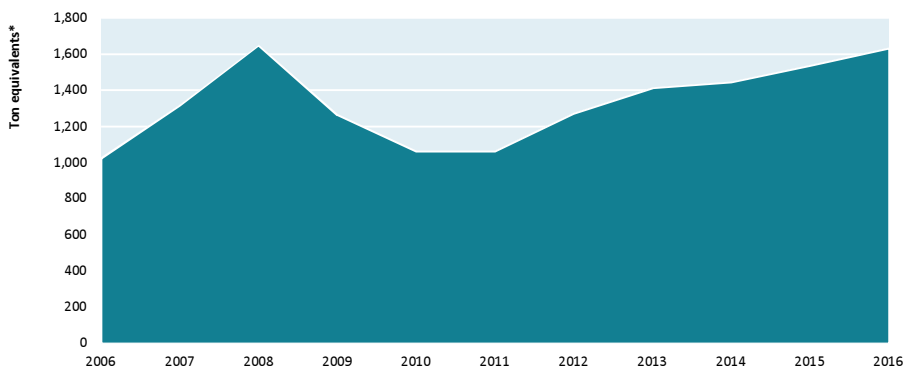
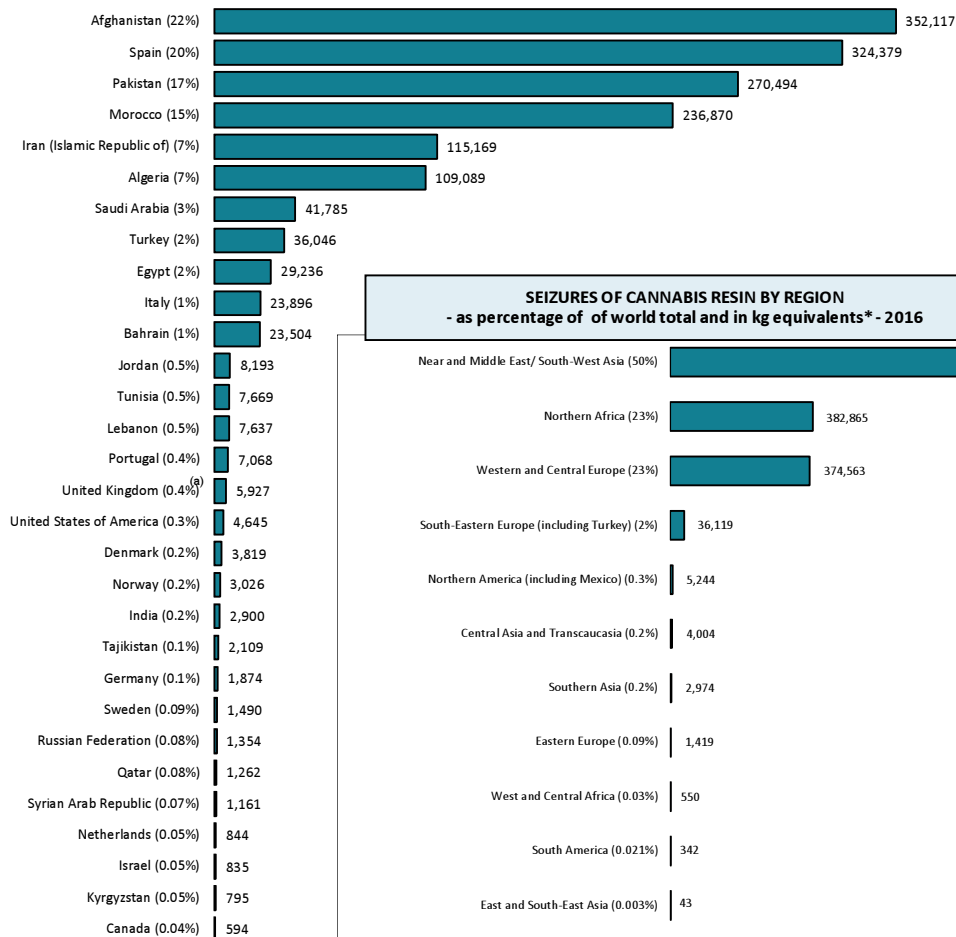


Global seizures of cannabis resin: 2006 - 2016

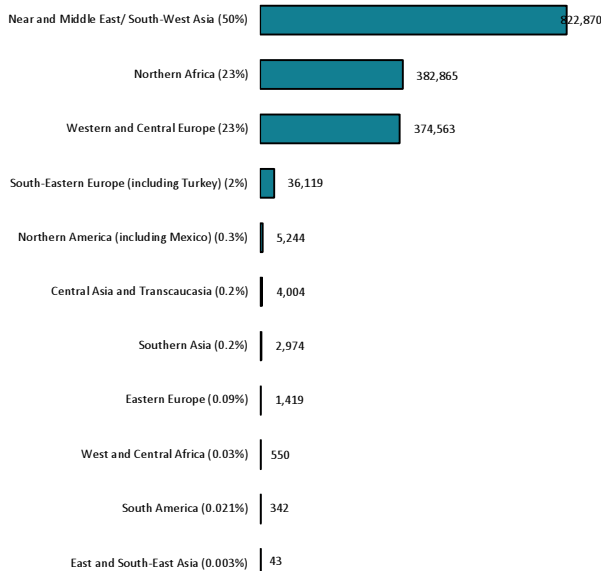


Year	2006	2007	2008	2009	2010	2011	2012	2013	2014	2015	2016
Ton equivalents*	1,022	1,318	1,648	1,264	1,062	1,060	1,269	1,412	1,444	1,538	1,631

SEIZURES OF CANNABIS RESIN - as percentage of world total and in kg equivalents* - HIGHEST RANKING COUNTRIES - 2016



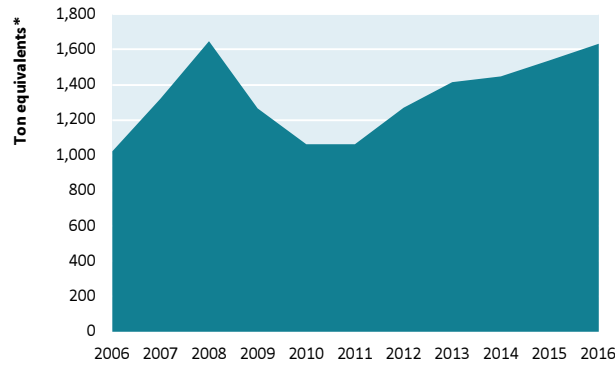
SEIZURES OF CANNABIS RESIN BY REGION - as percentage of world total and in kg equivalents* - 2016



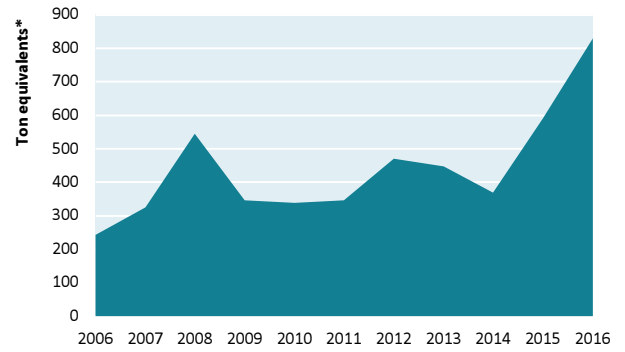
^(a) Data from England & Wales only. Financial year 2016/17

* This quantity reflects the bulk weight of seizures, with no adjustment for potency. The vast majority of seizures of cannabis resin are reported to UNODC by weight. Whenever the availability of information allows, seizures expressed in other units are converted to weight. For more details please refer to the methodology section of the World Drug Report.

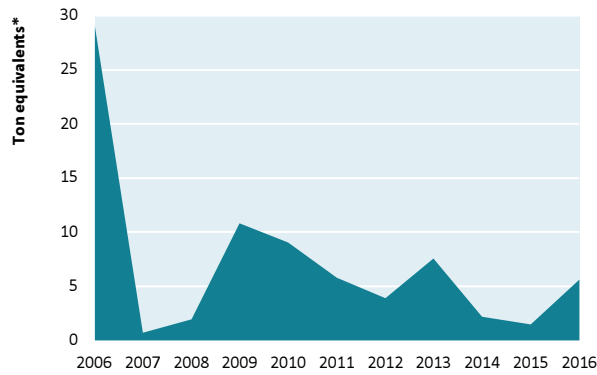
CANNABIS RESIN INTERCEPTED - WORLD: 2006 - 2016



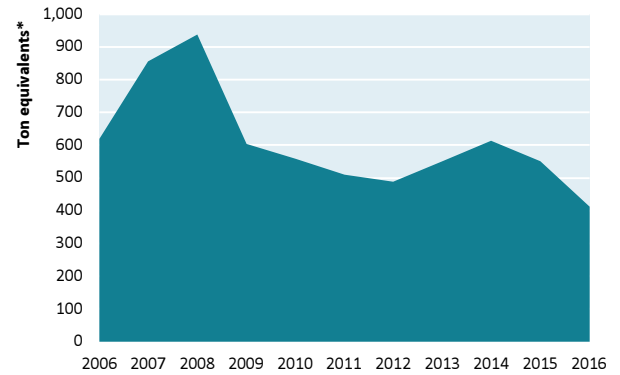
CANNABIS RESIN INTERCEPTED - ASIA: 2006 - 2016



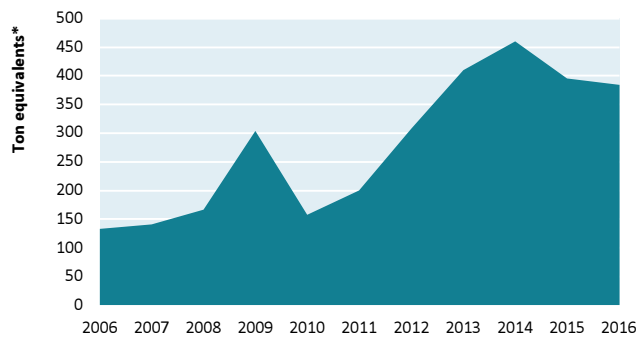
CANNABIS RESIN INTERCEPTED - AMERICAS: 2006 - 2016



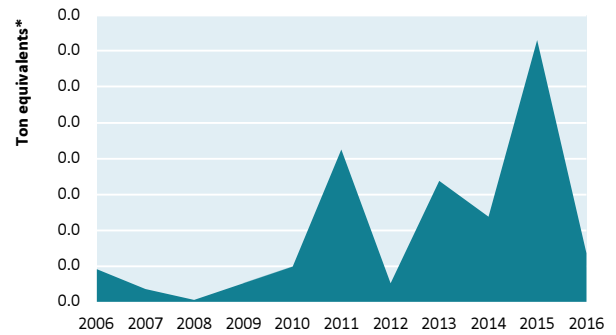
CANNABIS RESIN INTERCEPTED - EUROPE: 2006 - 2016



CANNABIS RESIN INTERCEPTED - AFRICA: 2006 - 2016



CANNABIS RESIN INTERCEPTED - OCEANIA: 2006 - 2016



*This quantity reflects the bulk weight of seizures, with no adjustment for potency. The vast majority of seizures of cannabis resin are reported to UNODC by weight. Whenever the availability of information allows, seizures expressed in other units are converted to weight. For more details please refer to the methodology section of the World Drug Report.