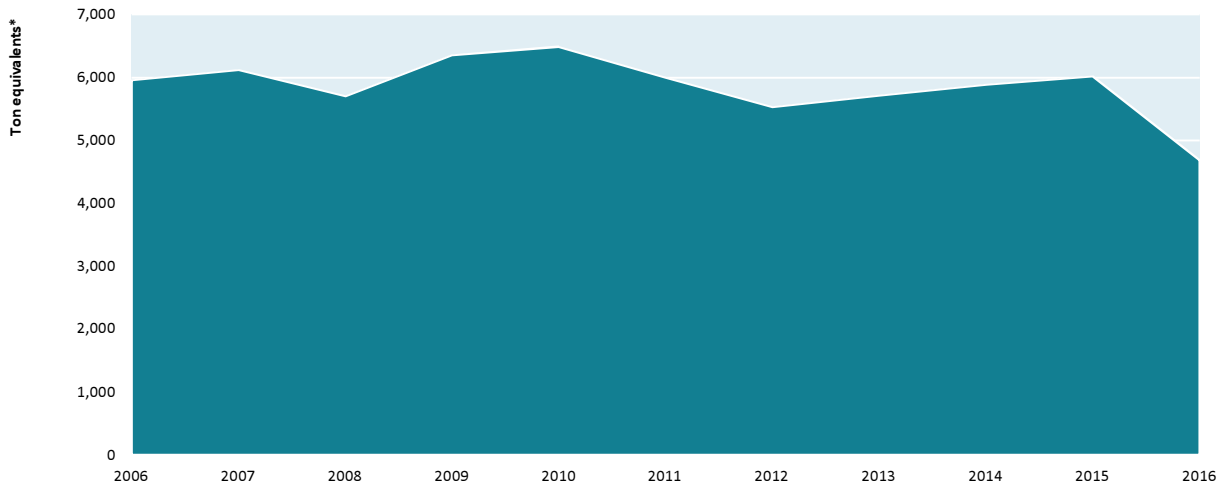
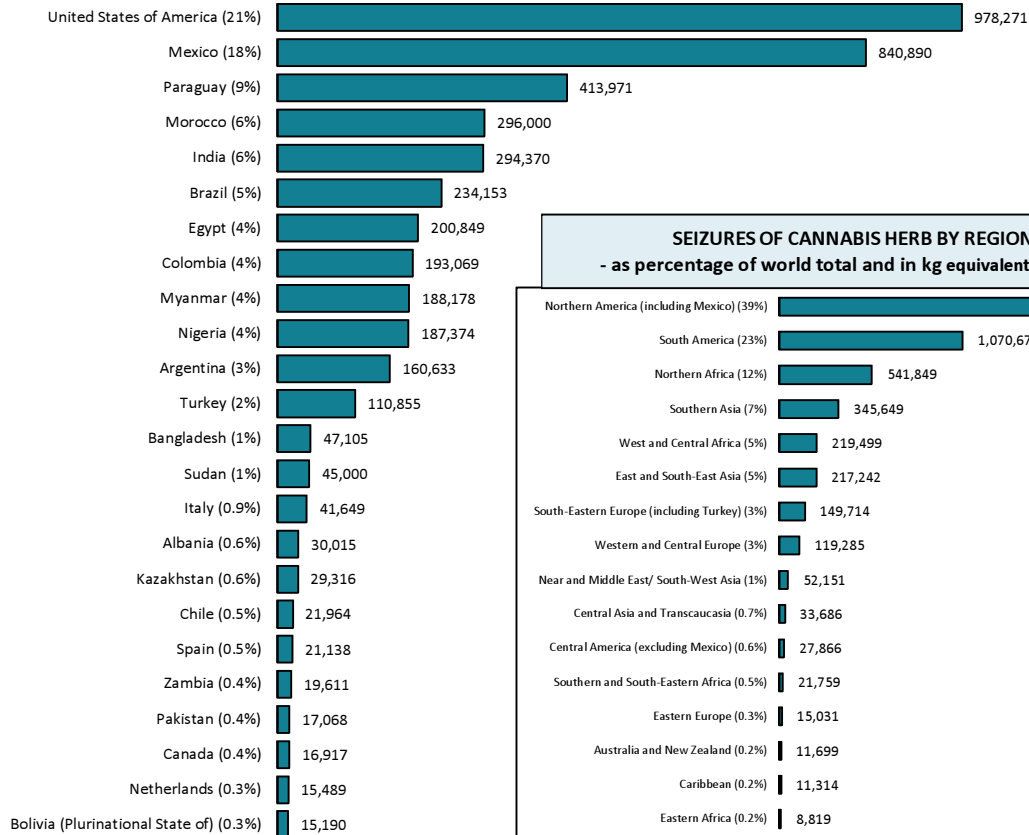


Global seizures of cannabis herb: 2006 - 2016

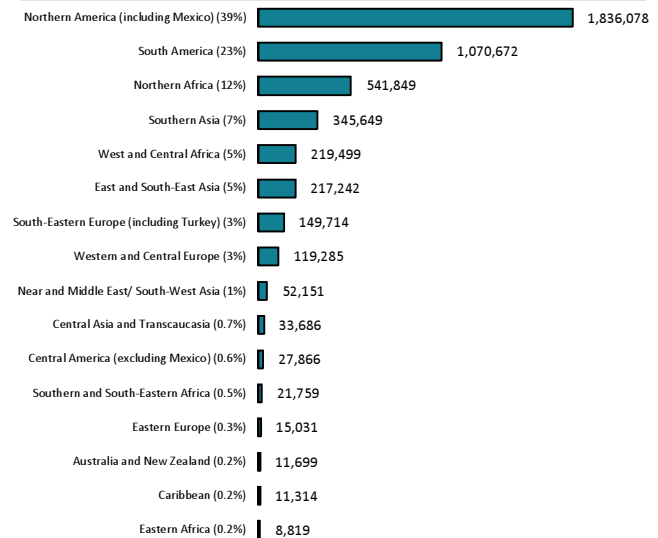


| Year | 2006 | 2007 | 2008 | 2009 | 2010 | 2011 | 2012 | 2013 | 2014 | 2015 | 2016 |
|------------------|-------|-------|-------|-------|-------|-------|-------|-------|-------|-------|-------|
| Ton equivalents* | 5,953 | 6,118 | 5,697 | 6,347 | 6,488 | 5,995 | 5,523 | 5,710 | 5,886 | 6,011 | 4,682 |

SEIZURES OF CANNABIS HERB as percentage of world total and in kg equivalents* HIGHEST RANKING COUNTRIES - 2016

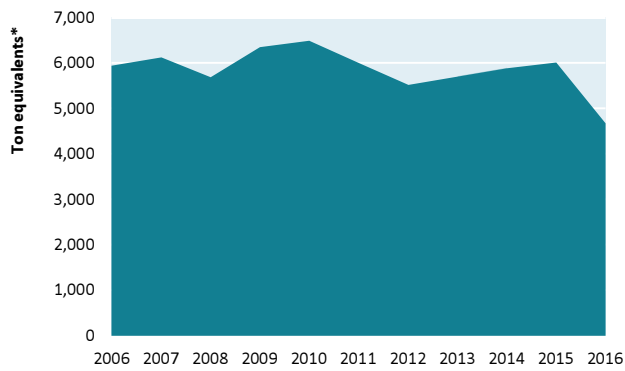


SEIZURES OF CANNABIS HERB BY REGION - as percentage of world total and in kg equivalents* - 2016

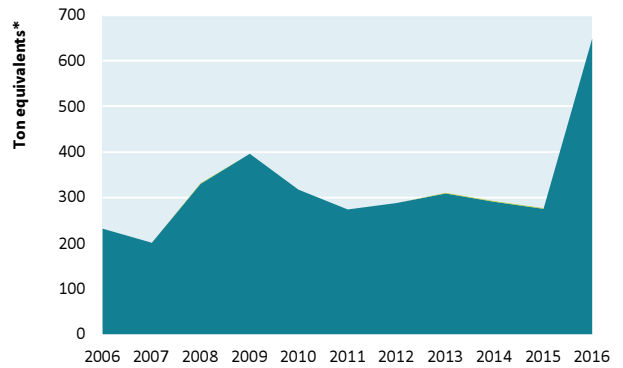


*This quantity reflects the bulk weight of seizures, with no adjustment for potency. The vast majority of seizures of cannabis herb are reported to UNODC by weight. Whenever the availability of information allows, seizures expressed in other units are converted to weight. For more details please refer to the methodology section of the World Drug Report.

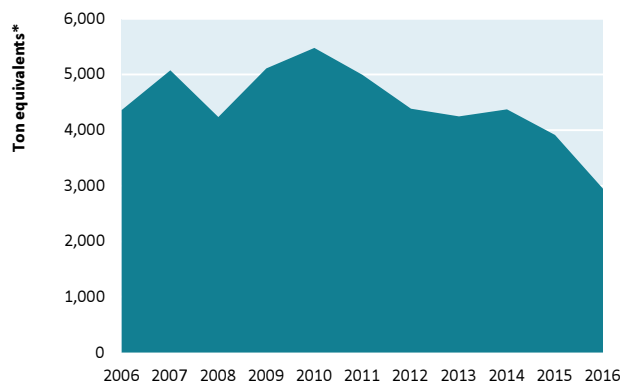
CANNABIS HERB INTERCEPTED - WORLD: 2006 - 2016



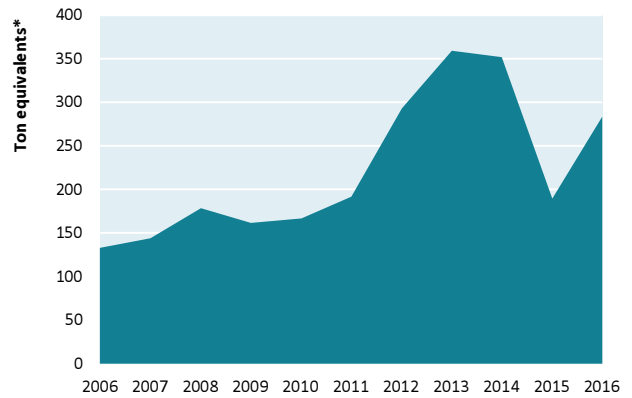
CANNABIS HERB INTERCEPTED - ASIA: 2006 - 2016



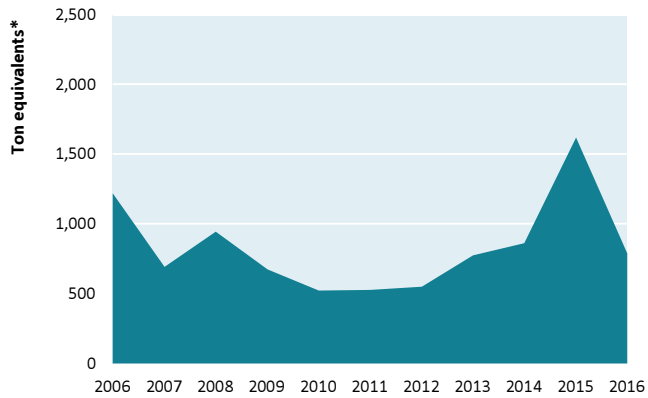
CANNABIS HERB INTERCEPTED - AMERICAS: 2006 - 2016



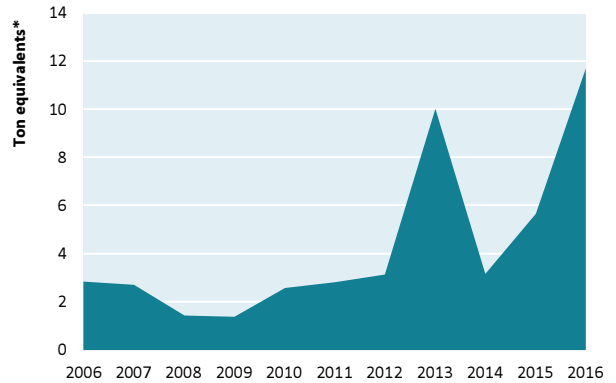
CANNABIS HERB INTERCEPTED - EUROPE: 2006 - 2016



CANNABIS HERB INTERCEPTED - AFRICA: 2006 - 2016



CANNABIS HERB INTERCEPTED - OCEANIA: 2006 - 2016



*This quantity reflects the bulk weight of seizures, with no adjustment for potency. The vast majority of seizures of cannabis herb are reported to UNODC by weight. Whenever the availability of information allows, seizures expressed in other units are converted to weight. For more details please refer to the methodology section of the World Drug Report.