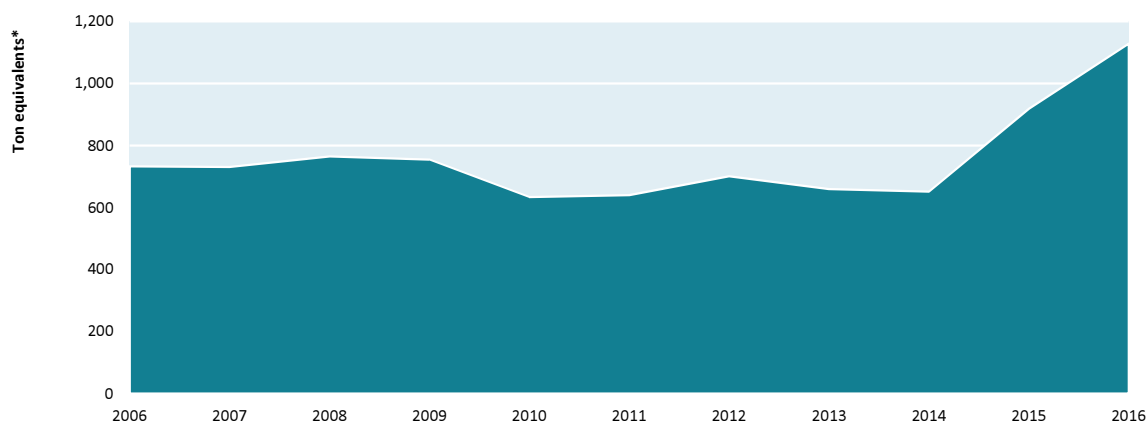
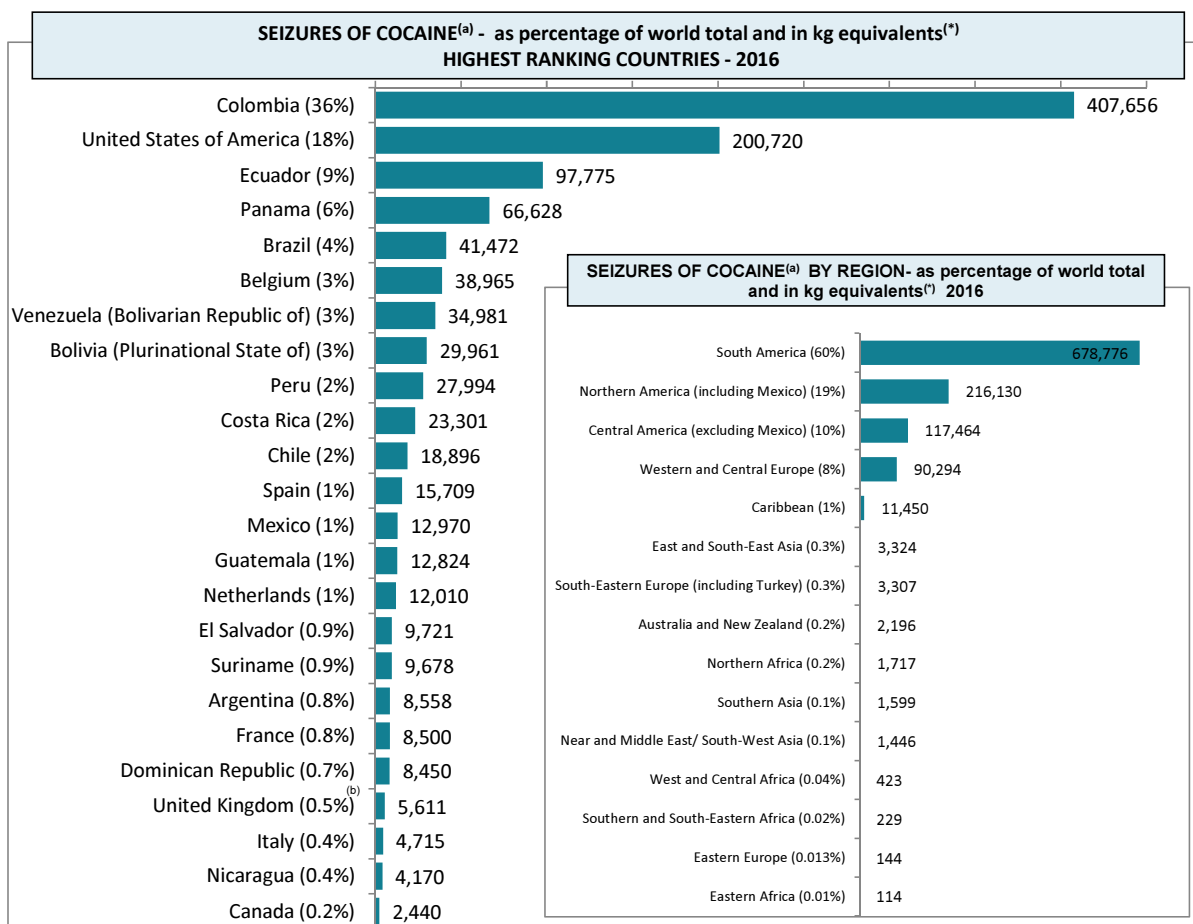


### Global seizures of cocaine<sup>(a)</sup>: 2006 - 2016



Year	2006	2007	2008	2009	2010	2011	2012	2013	2014	2015	2016
Ton equivalents*	733	731	765	755	634	640	701	660	652	919	1,129

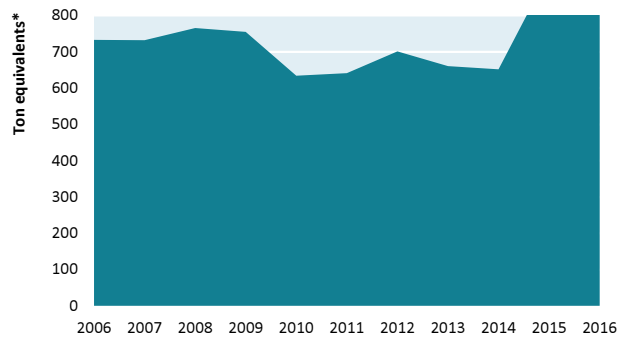


\*This quantity reflects the bulk weight of seizures, with no adjustment for purity. Seizures are reported to UNODC by weight. Whenever the availability of information allows, seizures expressed in other units are converted to weight; in particular 1 litre is assumed to have a weight of 1kg. For more details please refer to the Methodology section of the World Drug Report.

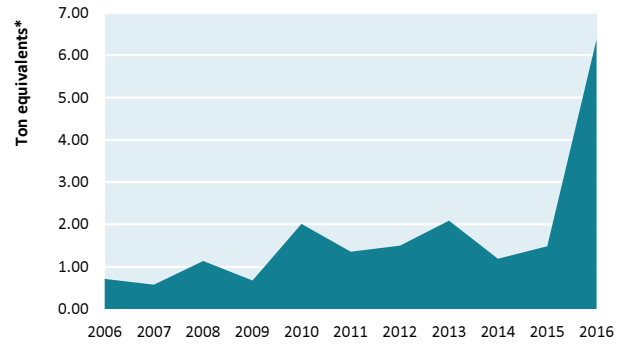
<sup>(a)</sup> Includes cocaine salts, cocaine base/coca paste, "crack" cocaine and non-specified cocaine.

<sup>(b)</sup> Data from England & Wales only. Financial year 2016/17

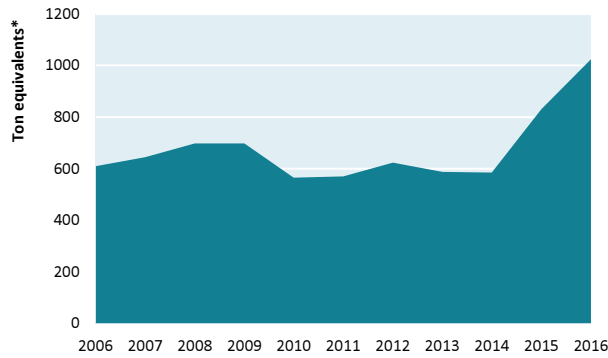
**COCAINE<sup>(a)</sup> INTERCEPTED - WORLD: 2006 - 2016**



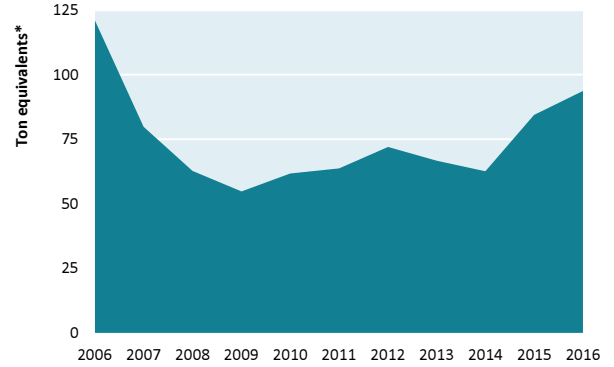
**COCAINE<sup>(a)</sup> INTERCEPTED - ASIA: 2006 - 2016**



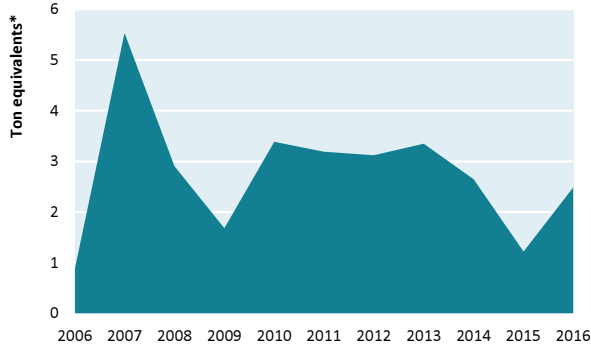
**COCAINE<sup>(a)</sup> INTERCEPTED - AMERICAS: 2006 - 2016**



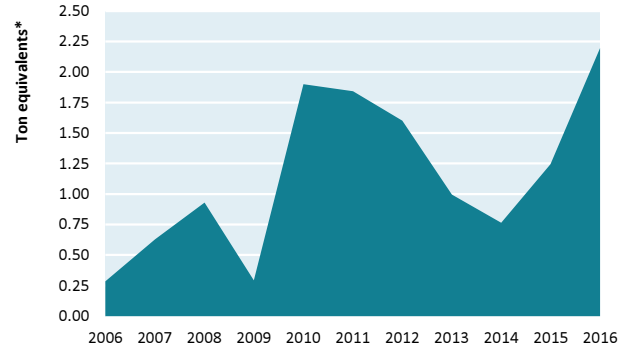
**COCAINE<sup>(a)</sup> INTERCEPTED - EUROPE: 2006 - 2016**



**COCAINE<sup>(a)</sup> INTERCEPTED - AFRICA: 2006 - 2016**



**COCAINE<sup>(a)</sup> INTERCEPTED - OCEANIA: 2006 - 2016**



<sup>(a)</sup> Includes cocaine salts, cocaine base/coca paste, "crack" cocaine and non-specified cocaine.

\*This quantity reflects the bulk weight of seizures, with no adjustment for purity. The vast majority of seizures of cocaine are reported to UNODC by weight. Whenever the availability of information allows, seizures expressed in other units are converted to weight; in particular 1 litre is assumed to have a weight of 1kg. For more details please refer to the methodology section of the World Drug Report.